


# **PENNIES FOR CHARITY**

## **WHERE YOUR MONEY GOES**

### **TELEMARKETING BY PROFESSIONAL FUNDRAISERS**



### **CHARITIES BUREAU OFFICE OF THE ATTORNEY GENERAL**

**ERIC T. SCHNEIDERMAN  
ATTORNEY GENERAL  
FEBRUARY 2014**

# PENNIES FOR CHARITY

## 2013 REPORT ON TELEMARKETING CAMPAIGNS IN NEW YORK

Telemarketers registered in New York reported raising more than \$249 million in contributions in 2012, the most ever reported in the history of Pennies for Charity. However, many donors may find it troubling to learn that only 37.9% of donors' contributions in response to telemarketer solicitations actually went to charities.

New Yorkers and people throughout the country gave generously to a number of causes, including Hurricane Sandy relief efforts and support for victims of the Sandy Hook shootings. This generosity is all the more extraordinary given that many donors undoubtedly faced their own significant challenges in these difficult economic times.

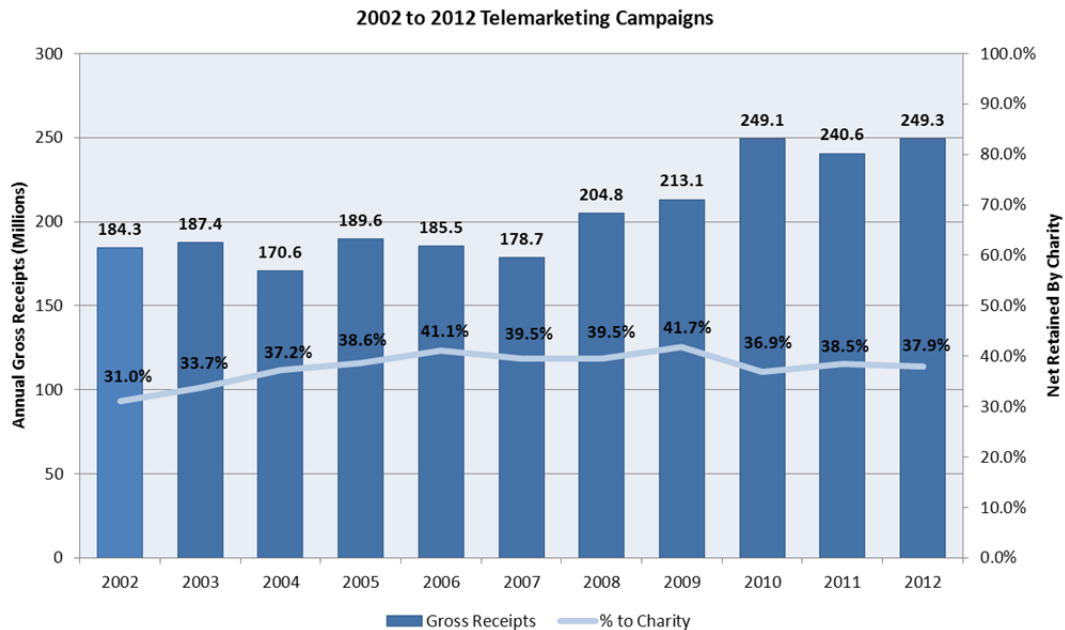
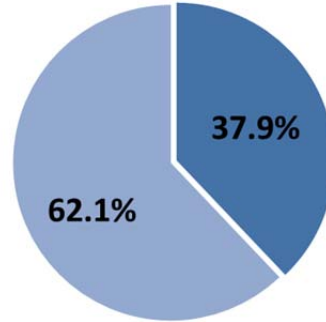
As the regulator overseeing charitable fundraising in New York State, Attorney General Eric T. Schneiderman has made it a priority to protect donors and the charities they support, strengthen public confidence in these organizations and ensure that contributions assist those in need of support. One way that Attorney General Schneiderman achieves these goals is by promoting transparency and shining a spotlight on how charitable contributions are spent. For example, in July 2013, our office published a report, [Charitable Response to Hurricane Sandy](#), which provides the public with detailed information on how Hurricane Sandy relief funds were spent. Our office also was the driving force behind the [Nonprofit Revitalization Act of 2013](#), which includes numerous provisions to improve nonprofit governance and accountability in New York. More information concerning these and other activities by our office are posted at [www.CharitiesNYS.com](http://www.CharitiesNYS.com).

Through *Pennies for Charity*, our annual report on telemarketing campaigns in New York, members of the public can find out what portion of their contributions went to fees and telemarketers' expenses and how much was left to support charitable programs. The report shows that far too little of the money raised by telemarketers goes to charitable purposes. In total, of the nearly \$249.3 million in contributions, 62.1% was used for telemarketers' fees and the cost of telemarketing campaigns. Charities retained only 37.9% of donors' contributions. This finding for 2012 is consistent with a disturbing pattern of telemarketers retaining the majority of the funds they raise. In the last eleven years, charities have never retained more than 41.7% of the funds raised by telemarketers in a single year. Further, in nearly 8 out every 10 fundraising campaigns conducted in 2012, charities lost money or retained less than 50% of the contributions raised. We urge New Yorkers to consult this report and consider its findings carefully before making a donation in response to a phone solicitation. This report also includes useful tips for charities when negotiating a fundraising contract, and we urge New York charities to use this report as a resource as well. Charities that fundraise from the public should maximize the share of donors' hard earned dollars used for charitable programs instead of fundraising overhead.

## FINDINGS

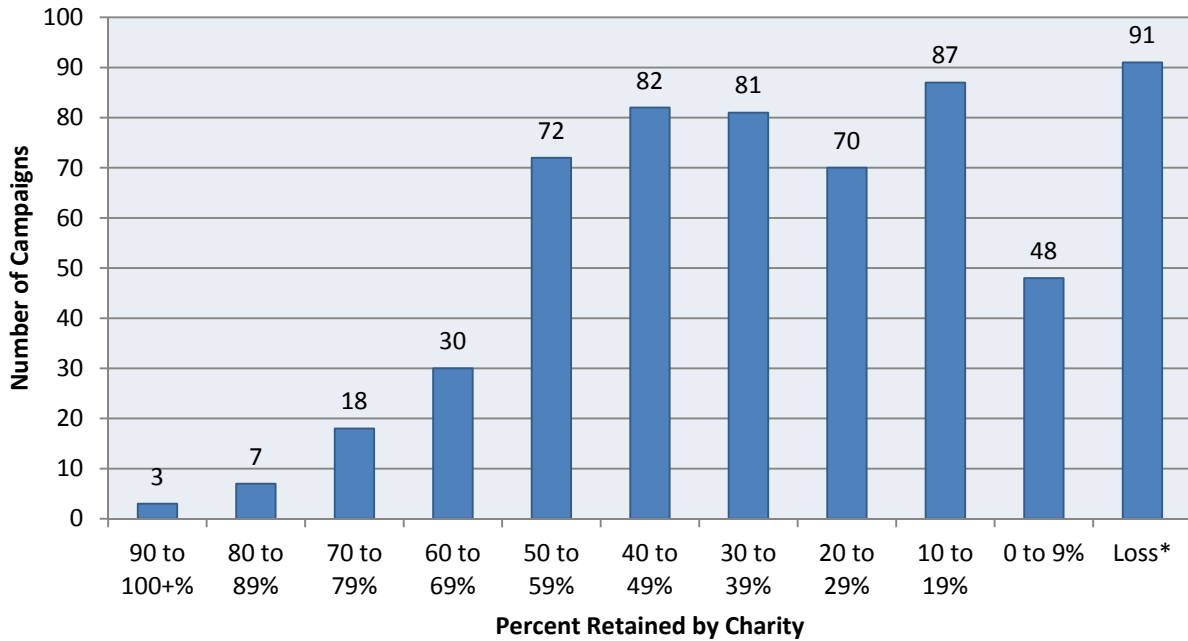
This report includes data from 589 campaigns conducted in 2012 by telemarketers registered to solicit charitable contributions in New York. All of the figures reported were taken directly from reports filed by the telemarketers and signed by representatives of both the telemarketers and the charities. The campaigns raised over \$249 million. Key findings include:

- 62.1%, or \$154.8 million, of the funds raised by telemarketers in 2012 were paid to fundraisers for fees and/or used to cover the costs of conducting the campaigns. Charities retained only 37.9%, or \$94.5 million, of the total funds raised in the campaigns.
- In 77.9%, or 459 of the 589 campaigns, the charities retained less than 50% of the funds raised or expenses exceeded contributions, meaning the charities actually lost money.
- In 50.3%, or 296 of the 589 campaigns, the charities retained less than 30% of the funds raised or expenses exceeded contributions.
- In 15.4%, or 91 of the 589 campaigns, expenses exceeded contributions.
- Of the 589 campaigns, 333 were conducted on behalf of organizations located outside of New York.



PERCENTAGE OF FUNDS RETAINED BY CHARITY

**2012 Telemarketing Campaigns by Percent Retained by Charity**



Percent to Charity	Number of Campaigns	Percent of Campaigns	Gross Amount Raised	Percent of Total Funds Raised	Net Amount Received	Percent of Total Net Amount
90 to 100%	3	0.5%	\$ 4,368,770.29	1.8%	\$ 4,206,164.21	4.5%
80 to 89%	7	1.2%	\$ 13,172,002.78	5.3%	\$ 10,926,487.22	11.6%
70 to 79%	18	3.1%	\$ 17,074,601.83	6.8%	\$ 12,497,804.05	13.2%
60 to 69%	30	5.1%	\$ 14,587,409.76	5.9%	\$ 9,382,711.14	9.9%
50 to 59%	72	12.2%	\$ 16,302,998.06	6.5%	\$ 8,864,478.63	9.4%
40 to 49%	82	13.9%	\$ 65,827,487.32	26.4%	\$ 28,987,455.77	30.7%
30 to 39%	81	13.8%	\$ 21,154,275.29	8.5%	\$ 7,440,475.97	7.9%
20 to 29%	70	11.9%	\$ 27,331,775.87	11.0%	\$ 6,990,353.10	7.4%
10 to 19%	87	14.8%	\$ 42,490,235.41	17.0%	\$ 6,107,085.83	6.5%
0 to 9%	48	8.1%	\$ 20,759,390.91	8.3%	\$ 1,280,418.09	1.4%
Loss	91	15.4%	\$ 6,196,419.43	2.5%	\$ (2,201,666.22)	-2.3%
<b>TOTAL</b>	<b>589</b>	<b>100.0%</b>	<b>\$ 249,265,366.95</b>	<b>100.0%</b>	<b>\$ 94,481,767.79</b>	<b>100.0%</b>

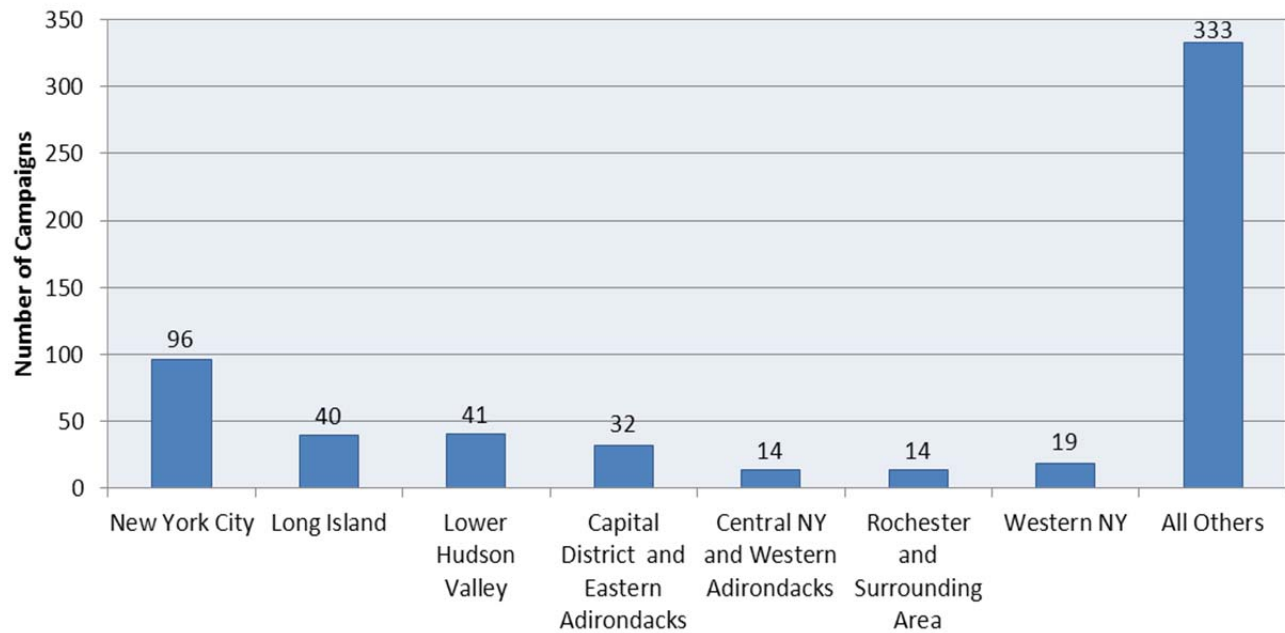
\* 91 telemarketing campaigns reported a loss to the charity. This can occur when the fundraising contract does not guarantee the charity a specific dollar amount or specific percentage of the gross receipts, including when fundraising is incidental to the telemarketing campaign, or when the contract does not hold the charity harmless for expenses/fees that exceed the gross amount contributed.

## GEOGRAPHICAL AREA

Based upon the address contained in documents filed with the Charities Bureau, each charitable organization listed in this report has been assigned to a particular geographic area. The following is a list of these geographic areas, the counties included in each area, total gross dollars raised on behalf of charities located in each area and the net amount received by these charitable organizations:

<b>Geographical Area</b>	<b>Counties</b>	<b>Gross Receipts</b>	<b>Net to Charity</b>	<b>Retained by Charity</b>
1 – New York City	Bronx, King, New York, Queens, Richmond	\$42,323,331.70	\$22,796,420.61	53.9%
2 – Long Island	Nassau, Suffolk	\$8,475,985.42	\$2,125,715.60	25.1%
3 – Lower Hudson Valley	Delaware, Dutchess, Orange, Putnam, Rockland, Sullivan, Ulster, Westchester	\$6,447,149.63	\$3,133,906.99	48.6%
4 – Capital District and Eastern Adirondacks	Albany, Clinton, Columbia, Essex, Franklin, Fulton, Greene, Hamilton, Montgomery, Rensselaer, Saratoga, Schenectady, Schoharie, Warren, Washington	\$4,868,188.61	\$1,732,234.67	35.6%
5 – Central NY and Western Adirondacks	Broome, Cayuga, Chenango, Cortland, Herkimer, Jefferson, Lewis, Madison, Oneida, Onondaga, Oswego, Otsego, St. Lawrence, Tioga, Tompkins	\$520,885.00	\$198,556.20	38.1%
6 – Rochester and Surrounding Area	Chemung, Livingston, Monroe, Ontario, Schuyler, Seneca, Steuben, Wayne, Yates	\$956,649.67	\$501,629.74	52.4%
7 – Western NY	Allegany, Cattaraugus, Chautauqua, Erie, Genesee, Niagara, Orleans, Wyoming	\$1,277,117.30	\$517,252.69	40.5%
8 – All Others	Locations outside New York State	\$169,583,918.99	\$58,485,003.76	34.5%

**Location of Charities Conducting 2012 Telemarketing Campaigns**



## HOW THIS REPORT WAS PREPARED

The data in this report were obtained solely from financial reports filed with the Attorney General's Charities Bureau by professional fundraisers registered in New York to conduct telemarketing campaigns on behalf of charitable organizations during 2012.<sup>1</sup> Those reports are either closing financial statements submitted after completion of a telemarketing campaign, or interim financial statements submitted annually for campaigns conducted for a period longer than one year.<sup>2</sup> Each filed report must be signed by both the professional fundraiser and the charitable organization it represents. All of the charities listed in the report conducted telemarketing fundraising campaigns in New York State.<sup>3</sup> However, the amounts reported reflect the total amount of money raised and not just what was raised in New York.

The report includes seven tables:

- **Table 1** lists the charitable organizations in alphabetical order, the professional fundraisers that conducted each organization's telemarketing campaign, the geographical location of each charity, whether the filing submitted was an interim or closing statement, the total amount raised in each campaign, the amount each charity retained, the amount of any uncollected pledges and the percentage of the total raised that each charity retained. If a charity engaged more than one telemarketer, each campaign is listed separately.
- **Table 2** is similar to Table 1 and organized alphabetically by professional fundraiser name first.
- **Table 3** is similar to Table 1 and organized by percentage retained by charity in descending order.
- **Table 4** is similar to Table 1 and organized by charity name and geographical location.
- **Table 5** presents the total amount raised and retained by each charity in all of its 2012 campaigns in descending order by total percentage retained by the charity.
- **Table 6** presents the total amount that each professional fundraiser raised in its campaigns in 2012 and the total amount that was retained by its client charities in

---

<sup>1</sup> Registration of professional fundraisers is required by Article 7-A of New York's Executive Law. Registration should not be construed as approval or endorsement by the Attorney General of any professional fundraiser or the accuracy or completeness of the information contained in any filed financial report.

<sup>2</sup> Readers should be aware that the final figures and ratios may change when a campaign has been completed and all income and expenses are reported.

<sup>3</sup> Information for an additional 22 telemarketing campaigns conducted during 2012 had not been submitted prior to the preparation of this report.

descending order by the percentage retained by the charities.

- **Table 7** contains contact information for the professional fundraisers, as provided by them to the Charities Bureau.

Uncollected pledges to a charity are not reported as part of the total amount raised, but are reported in a separate column in each table.<sup>4</sup> Non-monetary contributions are not covered in this report.

### **OTHER INFORMATION FOR CHARITIES, DONORS AND THE PUBLIC**

In addition to issuing *Pennies for Charity* annually, the Attorney General's staff works year-round to ensure that donors are protected, charitable assets are preserved and those who depend on charity receive what generous New Yorkers and others have donated. Information about the Attorney General's enforcement actions as well as guidance for charities and tips for consumers are posted on the Internet at [www.CharitiesNYS.com](http://www.CharitiesNYS.com).

The website also includes an online registry where you can find the annual financial reports of registered charities, links to "watchdog" organizations that evaluate charities, and online tutorials.

### **TIPS BEFORE GIVING**

If you receive a call from a telemarketer, do not feel pressured to give over the phone. You can just say no! If you choose not to hang up, you should ask the caller:

- What programs are conducted by the charity?
- How much of your donation will be used for charitable programs?
- Is the caller a paid telemarketer? (By law, you should be told the name of the professional fundraiser conducting the campaign and that the caller is being paid for making the call.)
- How much is the telemarketer being paid and how much is the charity guaranteed?

---

<sup>4</sup> An uncollected pledge is a promised contribution that the charity has not received by the date of filing a professional fundraiser's financial report. The charity may never receive uncollected pledges. In some campaigns, a donor may agree to pay a specified amount over a period of months or years. Reports of such campaigns will often show a large amount in the "Uncollected Pledges" column and small amounts in the "Net to Charity" and "% to Charity" columns. In each table, a \$0.00 in the Uncollected Pledges column indicates that there were no uncollected pledges reported on the respective financial report or that there were no uncollected outstanding pledges as of the date on which the fundraiser filed the report.

Also, remember:

- Only give to charities with which you are familiar.
- Do not give a credit card number to an unknown caller.
- Be wary of callers who pressure you to give or say they will send someone to your house to pick up a contribution. Worthy charities should give you time to make up your mind.
- Screen calls if you wish to avoid answering calls from telemarketers.
- If you receive a call from a telemarketer or directly from a charity, you may ask to be placed on a do-not-call list of a specific charity.
- If you are suspicious of a charity or a telemarketer is abusive, send a complaint to the Attorney General's Charities Bureau. A complaint form is posted at [http://www.charitiesnys.com/complaints\\_new.jsp](http://www.charitiesnys.com/complaints_new.jsp).

### A REMINDER FOR CHARITIES

One of a charitable organization's most valuable assets is its name. A charity should not jeopardize its reputation by permitting a telemarketer to speak on its behalf without carefully reviewing how the campaign will be conducted, what will be said about the charity and its programs, and then monitoring the telemarketer's activities. In addition, before engaging a telemarketer, a charitable organization should:

- Review this report and previous *Pennies for Charities* reports.
- Obtain bids from several telemarketers to maximize funds for charitable programs.
- Talk with other charities that have used the fundraiser to find out about their experience.
- Explore other means of raising funds that may be more lucrative.
- Ensure that the agreement with the telemarketer is in the charity's best interest. It is the responsibility of the charity's officers and directors to make sure that its contracts are fair and reasonable and that the charity receives all funds due to it.
- Always review the content of any material using the charity's name, especially scripts used by the telemarketer.
- Monitor the campaign to make sure that the telemarketers are properly describing the organization and its programs.
- Get periodic financial reports from the fundraiser.

Charitable organizations are also encouraged to read the Charities Bureau's pamphlet, [Hiring a Professional Fundraiser: What Charities Need to Know](#), which is posted under Guides and Publications at [www.CharitiesNYS.com](http://www.CharitiesNYS.com).



# Pennies for Charity

## Table 1

Charitable Organizations  
Alphabetical Order

2012 Telemarketing Campaigns

**Pennies for Charity Table 1**  
**Charitable Organizations - Alphabetical Order**

NFP Name	PFR Name	Geo Area	Report Type	Gross Receipts	Net to Charity	Uncollected Pledges	% to Charity
ACCION International	Aria Communications Corporation	8	Closing	\$3,985.00	(\$4,315.42)	\$1,580.00	-108.29%
ACT for America, Inc.	MDS Communications Corporation	8	Interim	\$74,285.00	\$21,993.00	\$65,935.00	29.61%
Aeneas McDonald Police Benevolent Association	William Joseph Morgan d/b/a Northeastern Advertising	6	Closing	\$21,890.00	\$8,756.00	\$0.00	40.00%
African Wildlife Foundation	SD&A Teleservices, Inc.	8	Closing	\$13,121.00	(\$17,848.00)	\$27,419.00	-136.03%
African Wildlife Foundation	Public Interest Communications, Inc.	8	Closing	\$20,823.00	(\$2,683.77)	\$0.00	-12.89%
AFS-USA, Inc.	PDR II, Inc.	1	Closing	\$83,867.00	\$32,693.00	\$0.00	38.98%
Allegany County Deputy Sheriffs Association Inc.	Community Advertising, Inc.	7	Interim	\$51,230.00	\$19,467.40	\$0.00	38.00%
Alliance Defending Freedom	Strategic Direct Marketing	8	Closing	\$111,941.12	\$14,184.02	\$25,471.95	12.67%
Alzheimers Disease and Related Disorders Association, Inc.	InfoCision, Inc.	8	Closing	\$154,616.99	\$78,597.64	\$0.00	50.83%
American Association For Cancer Support, Inc.	Associated Community Services, Inc.	8	Interim	\$177,261.91	\$79,767.86	\$0.00	45.00%
American Association for the Advancement of Science	Donor Services Group, LLC	8	Closing	\$28,105.00	\$7,614.00	\$12,562.00	27.09%
American Association of University Women, Inc.	Harris Direct	8	Closing	\$5,070.00	(\$6,884.80)	\$6,326.00	-135.79%
American Association of University Women, Inc.	ComNet Marketing Group, Inc.	8	Closing	\$8,958.50	\$1,662.30	\$0.00	18.56%
American Association of University Women, Inc.	Telefund, Inc.	8	Closing	\$46,683.00	\$19,712.60	\$8,217.00	42.23%
American Association of University Women, Inc.	Gordon and Schwenkmeyer, Inc.	8	Closing	\$57,024.00	\$4,271.92	\$53,253.00	7.49%
American Children's Society, Inc.	Bristol Marketing Associates, Inc.	8	Interim	\$2,915.00	\$466.40	\$8,971.00	16.00%
American Civil Liberties Union, Inc.	Aria Communications Corporation	1	Closing	\$171,538.46	\$122,303.04	\$0.00	71.30%
American Civil Liberties Union, Inc.	PDR II, Inc.	1	Closing	\$415,576.00	\$92,610.00	\$0.00	22.28%
American Civil Liberties Union, Inc.	Donor Services Group, LLC	1	Closing	\$479,860.50	\$227,459.92	\$82,958.50	47.40%
American Civil Liberties Union, Inc.	Telefund, Inc.	1	Closing	\$796,977.67	\$178,981.36	\$424,667.33	22.46%
American Civil Liberties Union, Inc.	SD&A Teleservices, Inc.	1	Closing	\$810,773.00	\$610,337.10	\$0.00	75.28%
American College	Harris Connect, LLC	8	Closing	\$80,930.88	\$8,230.88	\$146,570.12	10.17%
American Council of the Blind Inc.	Integral Resources, Inc.	8	Interim	\$214,409.72	\$85,724.80	\$70,088.47	39.98%

**Pennies for Charity Table 1**  
**Charitable Organizations - Alphabetical Order**

NFP Name	PFR Name	Geo Area	Report Type	Gross Receipts	Net to Charity	Uncollected Pledges	% to Charity
American Diabetes Association Inc.	InfoCision, Inc.	8	Closing	\$275,520.70	\$101,974.70	\$0.00	37.01%
American Diabetes Association Inc.	InfoCision, Inc.	8	Closing	\$2,458,248.00	\$967,357.30	\$0.00	39.35%
American Federation of Police and Concerned Citizens, Inc.	Midwest Publishing - DN, Inc.	8	Closing	\$411,996.00	\$41,200.00	\$0.00	10.00%
American Film Institute, Inc.	Donor Services Group, LLC	8	Closing	\$27,885.00	\$6,906.54	\$22,095.00	24.77%
American Foundation for Disabled Children, Inc.,	Menacola Marketing, Inc.	1	Closing	\$4,653.00	\$697.95	\$214.00	15.00%
American Foundation for Disabled Children, Inc.,	Safety Publications, Inc.	1	Closing	\$60,887.58	\$12,177.52	\$14,050.00	20.00%
American Heart Association, Inc.	InfoCision, Inc.	8	Closing	\$1,102,085.36	\$308,320.93	\$0.00	27.98%
American Institute for Cancer Research, Inc.	InfoCision, Inc.	8	Closing	\$149,194.31	\$58,398.39	\$0.00	39.14%
American Institute for Cancer Research, Inc.	InfoCision, Inc.	8	Closing	\$1,011,212.00	\$273,417.89	\$0.00	27.04%
American Israel Public Affairs Committee	Siegel Marketing Group, Inc.	8	Closing	\$169,671.72	\$97,436.74	\$107,112.28	57.43%
American Lebanese Syrian Associated Charities Inc.	MDS Communications Corporation	8	Closing	\$1,701,444.00	\$202,304.00	\$1,514,925.00	11.89%
American Leprosy Missions Inc.	InfoCision, Inc.	8	Closing	\$90,117.33	\$131.25	\$0.00	0.15%
American Lung Association, Inc.	Strategic Direct Marketing	8	Interim	\$296,016.40	(\$44,993.60)	\$214,632.60	-15.20%
American Lung Association, Inc.	InfoCision, Inc.	8	Closing	\$540,168.66	\$295,382.51	\$0.00	54.68%
American Society for the Prevention of Cruelty to Animals	InfoCision, Inc.	1	Closing	\$8,639.00	\$6,863.69	\$0.00	79.45%
American Society for the Prevention of Cruelty to Animals	Donor Services Group, LLC	1	Closing	\$4,498,238.00	\$3,614,485.35	\$0.00	80.35%
American Society for the Prevention of Cruelty to Animals	Telefund, Inc.	1	Closing	\$4,792,418.35	\$3,981,987.29	\$0.00	83.09%
American Veterans Foundation	Menacola Marketing, Inc.	8	Closing	\$97,923.25	\$14,688.49	\$0.00	15.00%
Americans United for Life	MDS Communications Corporation	8	Closing	\$259,816.00	\$145,854.00	\$96,348.00	56.14%
Amityville Fire Department	Tan Productions, Inc.	2	Closing	\$19,540.00	\$9,770.00	\$0.00	50.00%
Amityville Patrolmen's Benevolent Association, Inc.	Tan Productions, Inc.	2	Closing	\$36,465.00	\$18,232.50	\$0.00	50.00%
Amnesty International of the USA, Inc.	Aria Communications Corporation	1	Closing	\$1,412.00	(\$6,140.68)	\$1,020.25	-434.89%
Amnesty International of the USA, Inc.	PDR II, Inc.	1	Closing	\$13,333.00	(\$10,993.00)	\$0.00	-82.45%

**Pennies for Charity Table 1**  
**Charitable Organizations - Alphabetical Order**

NFP Name	PFR Name	Geo Area	Report Type	Gross Receipts	Net to Charity	Uncollected Pledges	% to Charity
Amnesty International of the USA, Inc.	Integral Resources, Inc.	1	Closing	\$33,539.00	(\$70,489.43)	\$0.00	-210.17%
Amnesty International of the USA, Inc.	Keys Direct Marketing & Communications, Inc.	1	Interim	\$41,319.00	\$8,156.75	\$0.00	19.74%
Amnesty International of the USA, Inc.	Gordon and Schwenkmeyer, Inc.	1	Closing	\$110,072.50	(\$32,370.54)	\$107,232.00	-29.41%
Amnesty International of the USA, Inc.	Harris Direct	1	Closing	\$124,795.00	(\$60,357.40)	\$80,861.00	-48.37%
Amnesty International of the USA, Inc.	Your Voice Media, Inc.	1	Interim	\$219,120.00	\$90,725.00	\$0.00	41.40%
Amnesty International of the USA, Inc.	ComNet Marketing Group, Inc.	1	Interim	\$266,209.00	\$159,111.75	\$0.00	59.77%
Amnesty International of the USA, Inc.	Public Interest Communications, Inc.	1	Closing	\$300,701.00	\$30,502.93	\$0.00	10.14%
Amnesty International of the USA, Inc.	Your Voice Media, Inc.	1	Interim	\$313,942.00	\$170,565.50	\$0.00	54.33%
Amnesty International of the USA, Inc.	Telefund, Inc.	1	Closing	\$617,996.31	\$447,179.96	\$0.00	72.36%
Amyotrophic Lateral Sclerosis Association	Strategic Direct Marketing	8	Interim	\$29,027.00	(\$1,728.70)	\$23,804.00	-5.96%
Animal Protection Foundation	Associated Community Services, Inc.	8	Interim	\$109,004.65	\$49,052.09	\$0.00	45.00%
Anti-Defamation League	Gordon and Schwenkmeyer, Inc.	1	Interim	\$6,619.00	(\$7,288.09)	\$7,005.00	-110.11%
Anti-Defamation League	Integral Resources, Inc.	1	Interim	\$46,472.35	\$10,183.48	\$8,974.69	21.91%
Anti-Defamation League	SD&A Teleservices, Inc.	1	Closing	\$54,657.00	\$9,081.20	\$0.00	16.61%
Anti-Defamation League	Telefund, Inc.	1	Closing	\$84,607.00	\$14,190.40	\$55,679.00	16.77%
AOPA Foundation, Inc.	Telefund, Inc.	8	Closing	\$76,642.00	\$30,812.42	\$25,063.00	40.20%
AOPA Foundation, Inc.	InfoCision, Inc.	8	Closing	\$198,365.13	\$125,604.68	\$0.00	63.32%
Appalachian Mountain Club	ComNet Marketing Group, Inc.	8	Interim	\$78,343.00	(\$183.08)	\$0.00	-0.23%
Appalachian Mountain Club	PDR II, Inc.	8	Closing	\$91,065.00	\$36,150.00	\$0.00	39.70%
Arthritis Foundation Inc.	Strategic Direct Marketing	8	Closing	\$95,008.36	\$22,484.76	\$63,381.54	23.67%
Arthritis Foundation Inc.	MDS Communications Corporation	8	Interim	\$167,780.00	\$94,969.00	\$131,201.00	56.60%
Ashley, Inc.	Keys Direct Marketing & Communications, Inc.	8	Closing	\$10,545.00	\$5,838.75	\$0.00	55.37%
ASME Foundation, Inc. (The)	Harris Connect, LLC	8	Interim	\$38,396.50	(\$59,633.50)	\$60,209.00	-155.31%

**Pennies for Charity Table 1**  
**Charitable Organizations - Alphabetical Order**

NFP Name	PFR Name	Geo Area	Report Type	Gross Receipts	Net to Charity	Uncollected Pledges	% to Charity
Association for Firefighters and Paramedics, Inc.	Safety Publications, Inc.	8	Interim	\$407,013.42	\$40,701.34	\$101,750.00	10.00%
Association for Police Officers, Inc.	Menacola Marketing, Inc.	3	Interim	\$301,832.89	\$36,428.99	\$37,492.11	12.07%
Association of the Graduates of the United States Military Academy	AFRC, Inc.	3	Closing	\$2,006,833.72	\$1,603,193.25	\$550,155.14	79.89%
AUL Action, NFP	MDS Communications Corporation	8	Closing	\$123,515.00	\$0.00	\$74,412.00	0.00%
Autism Spectrum Disorder Foundation, Inc.	Associated Community Services, Inc.	8	Closing	\$85,841.04	\$41,203.70	\$0.00	48.00%
Autism Spectrum Disorder Foundation, Inc.	InfoCision, Inc.	8	Interim	\$111,014.06	\$64,300.46	\$0.00	57.92%
Badge and Shield Club, Inc.	Campaign Headquarters, Inc.	7	Interim	\$85,718.00	\$21,429.50	\$0.00	25.00%
Ballet Theatre Foundation, Inc.	DCM, Inc.	1	Closing	\$274,619.75	\$155,646.00	\$20,015.25	56.68%
Ballet Theatre Foundation, Inc.	DCM, Inc.	1	Interim	\$576,972.50	\$370,743.98	\$100,035.00	64.26%
Beth Israel Deaconess Medical Center, Inc.	Harris Connect, LLC	8	Interim	\$168,661.00	\$93,037.41	\$111,191.00	55.16%
Bi-County Helpline for Abuse Against Women and Children, Inc.	Mure Associates, Inc.	2	Interim	\$69,182.00	\$13,836.40	\$0.00	20.00%
Birthright Israel Foundation	Siegel Marketing Group, Inc.	1	Closing	\$55,101.00	\$35,060.96	\$46,959.00	63.63%
B'nai B'rith	Donor Services Group, LLC	8	Closing	\$39,200.00	\$7,253.00	\$22,418.00	18.50%
B'nai B'rith	BDI Development Group, Inc.	8	Interim	\$756,405.00	\$406,901.00	\$0.00	53.79%
Bread for the World, Inc.	PDR II, Inc.	8	Closing	\$151,291.00	(\$48,584.00)	\$0.00	-32.11%
Breast Cancer Charities of America, Inc.	Associated Community Services, Inc.	8	Interim	\$4,709,569.52	\$2,119,306.24	\$0.00	45.00%
Breast Cancer Funds for Research, Inc.	Mure Associates, Inc.	2	Interim	\$38,526.00	\$7,705.20	\$0.00	20.00%
Breast Cancer Society, Inc.	Directele, Inc.	8	Interim	\$260,605.37	\$91,211.87	\$0.00	35.00%
Breast Cancer Society, Inc.	Associated Community Services, Inc.	8	Closing	\$10,530,553.50	\$4,739,107.74	\$0.00	45.00%
Breast Cancer Survivors Foundation, Inc.	Menacola Marketing, Inc.	8	Interim	\$203,453.34	\$30,518.00	\$12,576.66	15.00%
Breast Cancer Survivors Foundation, Inc.	Campaign Center, Inc. (The)	8	Interim	\$267,687.50	\$40,153.13	\$0.00	15.00%
Brooklyn Botanic Garden Corporation	SD&A Teleservices, Inc.	1	Closing	\$21,385.00	(\$47,630.00)	\$106,433.00	-222.73%
Brooklyn Botanic Garden Corporation	SD&A Teleservices, Inc.	1	Closing	\$128,207.00	\$80,199.00	\$0.00	62.55%

**Pennies for Charity Table 1**  
**Charitable Organizations - Alphabetical Order**

NFP Name	PFR Name	Geo Area	Report Type	Gross Receipts	Net to Charity	Uncollected Pledges	% to Charity
Broome County Humane Society and Relief Association	Community Advertising, Inc.	5	Closing	\$36,805.00	\$11,041.50	\$0.00	30.00%
Broome County Sheriff's Law Enforcement Officers Association	William Joseph Morgan d/b/a Northeastern Advertising	5	Closing	\$26,982.50	\$13,491.25	\$0.00	50.00%
Buffalo Philharmonic Orchestra Society, Inc.	Bennett Direct, Inc.	7	Closing	\$405,000.00	\$227,040.00	\$0.00	56.06%
Buffalo Police Benevolent Association, Inc.	Campaign Headquarters, Inc.	7	Closing	\$42,359.50	\$8,471.90	\$0.00	20.00%
Buffalo Police Benevolent Association, Inc.	Campaign Headquarters, Inc.	7	Closing	\$142,416.50	\$44,149.11	\$0.00	31.00%
Cancer Fund of America Inc	Menacola Marketing, Inc.	8	Interim	\$35,128.94	\$3,512.89	\$1,514.00	10.00%
Cancer Fund of America Inc	Bee, L. C.	8	Interim	\$185,777.00	\$27,114.00	\$27,114.00	14.59%
Cancer Fund of America Inc	Corporations for Character, L.C.	8	Interim	\$340,634.80	\$68,126.96	\$0.00	20.00%
Cancer Fund of America Inc	Insight Teleservices, Inc.	8	Interim	\$734,083.46	\$102,771.68	\$873,848.81	14.00%
Cancer Fund of America Inc	Associated Community Services, Inc.	8	Closing	\$2,178,208.23	\$432,929.13	\$0.00	19.88%
Cancer Survivors' Fund	Midwest Publishing - DN, Inc.	8	Interim	\$924,123.00	\$92,412.00	\$0.00	10.00%
Captain William Dale O'Brien Detachment Marine Corps League	Capital District Callers, Inc.	4	Interim	\$16,443.50	\$8,221.75	\$0.00	50.00%
Care Net	Strategic Direct Marketing	8	Interim	\$76,326.04	\$4,663.94	\$72,996.96	6.11%
Caring For Our Children Foundation	Midwest Publishing - DN, Inc.	8	Interim	\$318,680.00	\$31,868.00	\$0.00	10.00%
Carnegie Hall Corporation	SD&A Teleservices, Inc.	1	Closing	\$1,023.00	\$787.71	\$0.00	77.00%
Carnegie Hall Corporation	SD&A Teleservices, Inc.	1	Closing	\$1,307,762.56	\$896,857.42	\$0.00	68.58%
Carnegie Hall Society, Inc.	DCM, Inc.	1	Closing	\$644,435.00	\$364,405.08	\$0.00	56.55%
Catholic Advocate	Confluent Impact Communications, LLC	8	Closing	\$17,494.00	\$174.94	\$0.00	1.00%
Cayuga Club Police Benevolent Association, Inc.	Spotlight Music Productions, Inc.	7	Closing	\$34,238.00	\$13,505.00	\$0.00	39.44%
Center for Biological Diversity, Inc.	PDR II, Inc.	8	Closing	\$14,289.00	(\$2,822.00)	\$0.00	-19.75%
Center For Cancer Research Funding, Inc.	Menacola Marketing, Inc.	8	Interim	\$41,578.00	\$4,157.80	\$2,184.00	10.00%
Center for Victims of Torture	PDR II, Inc.	8	Closing	\$13,668.00	(\$2,453.00)	\$0.00	-17.95%
Cheektowaga Police Captains and Lieutenants Association, Inc.	Civic Partners, Inc.	7	Closing	\$43,230.00	\$12,969.00	\$0.00	30.00%

**Pennies for Charity Table 1**  
**Charitable Organizations - Alphabetical Order**

NFP Name	PFR Name	Geo Area	Report Type	Gross Receipts	Net to Charity	Uncollected Pledges	% to Charity
Cheektowaga Police Captains and Lieutenants Association, Inc.	Civic Partners, Inc.	7	Closing	\$43,634.00	\$10,911.50	\$0.00	25.01%
Chemung County Corrections Officers Local #3978	William Joseph Morgan d/b/a Northeastern Advertising	6	Closing	\$21,705.00	\$8,682.00	\$0.00	40.00%
Chemung County Emergency Protective, Inc.	William Joseph Morgan d/b/a Northeastern Advertising	6	Closing	\$4,665.00	\$1,632.75	\$0.00	35.00%
Chenango County Law Enforcement Association	Community Advertising, Inc.	5	Interim	\$44,060.00	\$15,421.00	\$0.00	35.00%
ChildFund International, USA	InfoCision, Inc.	8	Closing	\$3,962,435.29	\$3,832,311.61	\$0.00	96.72%
Children with Hair Loss, Inc.	Associated Community Services, Inc.	8	Interim	\$966,272.57	\$169,093.65	\$0.00	17.50%
Children's Cancer Fund of America	Associated Community Services, Inc.	8	Interim	\$4,342,884.89	\$662,661.69	\$0.00	15.26%
Children's Cancer Recovery Foundation	Contract Communications, Inc.	8	Interim	\$760,520.00	\$133,091.00	\$66,620.00	17.50%
Children's Cancer Recovery Foundation	Associated Community Services, Inc.	8	Interim	\$4,085,181.12	\$1,839,172.80	\$0.00	45.02%
Children's Wish Foundation International Inc	Heritage Company, Inc. (The)	8	Interim	\$5,667,990.24	\$1,837,121.96	\$2,180,753.80	32.41%
Christian Advocates Serving Evangelism Inc	Donor Care Center, Inc.	8	Closing	\$482,053.50	\$355,710.51	\$407,351.00	73.79%
Christian Advocates Serving Evangelism Inc	MDS Communications Corporation	8	Closing	\$1,032,722.00	\$442,433.00	\$290,000.00	42.84%
Christian Advocates Serving Evangelism Inc	InfoCision, Inc.	8	Interim	\$5,783,890.34	\$1,636,003.43	\$0.00	28.29%
Christian Appalachian Project Inc	Public Interest Communications, Inc.	8	Closing	\$2,851,281.47	\$2,454,856.89	\$0.00	86.10%
Christian Relief Services, Inc.	Strategic Direct Marketing	8	Interim	\$3,390.00	(\$3,794.00)	\$5,386.00	-111.92%
Circle of Friends for American Veterans	Associated Community Services, Inc.	8	Interim	\$496,830.58	\$223,573.75	\$0.00	45.00%
Citizens United	InfoCision, Inc.	8	Closing	\$4,124,598.00	\$283,705.70	\$0.00	6.88%
City College Fund	RuffaloCODY, LLC	1	Closing	\$229,589.25	\$126,137.11	\$0.00	54.94%
Colonial Williamsburg Foundation	Donor Services Group, LLC	8	Interim	\$258,703.00	\$125,151.87	\$126,659.00	48.38%
Colonie Police Benevolent Association, Inc.	Nordel Publishing, Inc.	4	Closing	\$123,912.00	\$65,660.00	\$0.00	52.99%
Committee for Missing Children Inc. d/b/a/ Committee For Missing and Abused Children	Midwest Publishing - DN, Inc.	8	Interim	\$533,292.00	\$71,994.00	\$0.00	13.50%
Compassion & Choices	Donor Services Group, LLC	8	Closing	\$96,448.00	\$22,639.88	\$39,154.00	23.47%
Compassion & Choices Action Network	Donor Services Group, LLC	8	Closing	\$7,510.00	(\$7,101.69)	\$20,115.00	-94.56%

**Pennies for Charity Table 1**  
**Charitable Organizations - Alphabetical Order**

NFP Name	PFR Name	Geo Area	Report Type	Gross Receipts	Net to Charity	Uncollected Pledges	% to Charity
Concerned Women for America	Donor Care Center, Inc.	8	Closing	\$4,742.00	(\$2,083.09)	\$6,273.00	-43.93%
Concerned Women for America	InfoCision, Inc.	8	Closing	\$1,513,894.16	\$731,656.96	\$0.00	48.33%
Concerned Women for America Legislative Action Committee	Donor Care Center, Inc.	8	Closing	\$126,358.74	\$33,299.01	\$84,010.00	26.35%
Concerned Women for America Legislative Action Committee	InfoCision, Inc.	8	Closing	\$176,638.05	\$0.00	\$0.00	0.00%
Consumers Union of United States, Inc.	Donor Services Group, LLC	3	Closing	\$234,012.00	\$133,947.08	\$59,512.00	57.24%
Cooperative for Assistance and Relief Everywhere Inc	Donor Services Group, LLC	8	Closing	\$164,455.00	\$6,214.46	\$25,664.00	3.78%
Cooperative for Assistance and Relief Everywhere Inc	MDS Communications Corporation	8	Interim	\$1,704,706.00	\$785,743.00	\$652,425.00	46.09%
Cornerstone Soup Kitchen & Food Pantry, Inc.	Capital District Callers, Inc.	4	Interim	\$132,584.00	\$66,292.00	\$0.00	50.00%
Correction Officers Benevolent Association of Rockland County, Inc.	National Benefit Company	3	Interim	\$42,766.00	\$14,968.10	\$0.00	35.00%
Crohn's & Colitis Foundation of America, Inc.	InfoCision, Inc.	1	Closing	\$82,553.50	\$40,310.25	\$0.00	48.83%
Cross International, Inc.	InfoCision, Inc.	8	Closing	\$200,721.12	\$0.00	\$0.00	0.00%
Cross International, Inc.	Donor Care Center, Inc.	8	Closing	\$224,345.67	(\$39,718.72)	\$204,976.25	-17.70%
Croton Police Association, Inc.	Community Services, Inc.	3	Closing	\$52,082.00	\$21,874.44	\$0.00	42.00%
Crystal City Police Benevolent Association, Inc.	Community Advertising, Inc.	6	Interim	\$48,780.00	\$18,536.40	\$0.00	38.00%
Cyprus Temple of the A A O N M S of Albany New York / Shriners International	Civic Partners, Inc.	4	Closing	\$5,335.00	\$1,334.00	\$0.00	25.00%
Defeat Diabetes Foundation, Inc.	Campaign Center, Inc. (The)	8	Interim	\$29,157.00	\$4,373.55	\$0.00	15.00%
Defeat Diabetes Foundation, Inc.	Capital District Callers, Inc.	8	Interim	\$60,999.00	\$27,449.55	\$0.00	45.00%
Defenders of Wildlife Inc.	PDR II, Inc.	8	Closing	\$5,668.00	(\$668.00)	\$0.00	-11.79%
Delaware County Deputy Sheriff's Police Benevolent Association Inc.	Community Advertising, Inc.	3	Interim	\$44,125.00	\$15,443.75	\$0.00	35.00%
Department of New York Veterans of Foreign Wars of the United States, Inc.	Civic Partners, Inc.	4	Closing	\$140,853.00	\$28,170.60	\$0.00	20.00%
Department of New York Veterans of Foreign Wars of the United States, Inc.	Xentel, Inc.	4	Interim	\$429,755.40	\$64,463.31	\$120,429.00	15.00%
Depew Police Benevolent Association, Inc.	Spotlight Music Productions, Inc.	7	Closing	\$29,167.00	\$10,018.00	\$0.00	34.35%
Deputies Association of the County of Steuben	Community Advertising, Inc.	6	Closing	\$61,945.00	\$27,875.25	\$0.00	45.00%



**Pennies for Charity Table 1**  
**Charitable Organizations - Alphabetical Order**

NFP Name	PFR Name	Geo Area	Report Type	Gross Receipts	Net to Charity	Uncollected Pledges	% to Charity
Disabled Police and Sheriffs Foundation, Inc.	Menacola Marketing, Inc.	8	Closing	\$7,910.00	\$1,186.50	\$1,276.00	15.00%
Doris Day Animal League	Donor Services Group, LLC	8	Interim	\$59,827.00	\$2,689.00	\$38,832.00	4.49%
Dutchess Community College Foundation, Inc.	Lester, Inc.	3	Closing	\$15,290.00	(\$1,062.00)	\$10,105.00	-6.95%
Earthjustice	Gordon and Schwenkmeyer, Inc.	8	Closing	\$47,197.39	(\$20,050.04)	\$28,997.61	-42.48%
Earthjustice	Donor Services Group, LLC	8	Closing	\$281,577.00	\$150,420.00	\$0.00	53.42%
East End Detachment Marine Corps League, Inc.	Campaign Center, Inc. (The)	2	Interim	\$44,730.00	\$6,709.50	\$0.00	15.00%
East Hampton Town Police Benevolent Association	Tan Productions, Inc.	2	Closing	\$30,535.00	\$15,267.50	\$0.00	50.00%
Eastchester Police Benevolent Association	Division 1 Calling Center, Inc.	3	Interim	\$14,895.00	\$5,213.25	\$0.00	35.00%
Eastchester Professional Firefighters Local 916	S & M Enterprises, Inc.	3	Interim	\$21,820.00	\$7,637.00	\$2,975.00	35.00%
Easter Seals Inc.	InfoCision, Inc.	8	Closing	\$16,350.50	\$2,622.06	\$0.00	16.04%
Easter Seals Inc.	Strategic Direct Marketing	8	Closing	\$16,869.00	(\$5,416.55)	\$11,971.00	-32.11%
Easter Seals Inc.	Strategic Direct Marketing	8	Interim	\$241,900.45	\$83,874.45	\$150,944.55	34.67%
Easter Seals Inc.	InfoCision, Inc.	8	Closing	\$1,401,611.29	\$40,352.58	\$0.00	2.88%
Electric City Detachment Marine Corps League	Capital District Callers, Inc.	4	Interim	\$15,844.00	\$7,922.00	\$0.00	50.00%
Elmira Heights Police Benevolent Association, Inc.	Community Advertising, Inc.	6	Interim	\$37,255.00	\$14,902.00	\$0.00	40.00%
Empire State Association of the Deaf, Inc.	Heritage Company, Inc. (The)	7	Closing	\$20,811.00	\$5,500.00	\$8,852.00	26.43%
Endicott Police Benevolent Association Inc	Community Advertising, Inc.	5	Closing	\$35,965.00	\$13,666.70	\$0.00	38.00%
Enlisted Association of the New York National Guard	Heritage Company, Inc. (The)	4	Closing	\$24,770.00	\$13,074.32	\$26,549.00	52.78%
Environmental Defense Fund, Inc.	ComNet Marketing Group, Inc.	1	Interim	\$113,723.13	\$1,312.93	\$0.00	1.15%
Environmental Defense Fund, Inc.	Public Interest Communications, Inc.	1	Closing	\$316,088.33	\$183,481.82	\$0.00	58.05%
Environmental Defense Fund, Inc.	Integral Resources, Inc.	1	Interim	\$377,670.18	\$194,085.65	\$12,496.92	51.39%
Equal Justice USA, Inc.	Hudson Bay Company of Illinois, Inc.	1	Interim	\$3,795.00	\$2,274.60	\$0.00	59.94%
Erie County Association of Chiefs of Police, Inc.	Civic Partners, Inc.	7	Closing	\$36,753.00	\$15,000.00	\$0.00	40.81%

**Pennies for Charity Table 1**  
**Charitable Organizations - Alphabetical Order**

NFP Name	PFR Name	Geo Area	Report Type	Gross Receipts	Net to Charity	Uncollected Pledges	% to Charity
Erie Mounted Division, Inc.	Campaign Headquarters, Inc.	7	Closing	\$11,179.50	\$2,012.31	\$0.00	18.00%
Erie Mounted Division, Inc.	Campaign Headquarters, Inc.	7	Closing	\$29,797.00	\$7,449.25	\$0.00	25.00%
Faith and Freedom Coalition, Inc.	InfoCision, Inc.	8	Closing	\$1,020,214.51	\$45,922.05	\$0.00	4.50%
Family Research Council Action	InfoCision, Inc.	8	Closing	\$261,948.04	\$0.00	\$0.00	0.00%
Family Research Council Inc	Capitol Resources, Inc.	8	Interim	\$680.00	\$221.18	\$0.00	32.53%
Family Research Council Inc	MDS Communications Corporation	8	Interim	\$616,038.00	\$14,019.00	\$583,709.00	2.28%
Farm Sanctuary, Inc.	Public Interest Communications, Inc.	6	Closing	\$151,238.00	\$60,318.63	\$0.00	39.88%
Feeding America	Strategic Direct Marketing	8	Interim	\$202,010.84	\$72,396.39	\$79,802.16	35.84%
Feeding America	PDR II, Inc.	8	Closing	\$249,962.00	(\$79,026.00)	\$0.00	-31.62%
Firefighters Burn Fund, Inc.	Menacola Marketing, Inc.	8	Interim	\$75,144.00	\$11,271.60	\$6,626.00	15.00%
Firefighters Charitable Foundation, Inc.	Menacola Marketing, Inc.	2	Interim	\$118,525.31	\$23,705.06	\$5,799.69	20.00%
Firefighters Charitable Foundation, Inc.	Midwest Publishing - DN, Inc.	2	Interim	\$623,555.00	\$81,062.00	\$0.00	13.00%
Firefighters Charitable Foundation, Inc.	JAK Productions, Inc.	2	Interim	\$3,087,581.10	\$371,954.32	\$0.00	12.05%
Firefighters Support Foundation, Inc.	Residential Programs, Inc.	8	Interim	\$52,461.45	\$5,246.15	\$0.00	10.00%
Firefighters Support Foundation, Inc.	Menacola Marketing, Inc.	8	Closing	\$107,943.00	\$16,191.45	\$12,193.00	15.00%
Firefighters Support Services, Inc.	Associated Community Services, Inc.	8	Interim	\$1,927,361.47	\$867,312.60	\$0.00	45.00%
Firemen's Memorial Exhibit Center of Western New York	Guaranteed Integrity, Inc.	7	Closing	\$41,247.50	\$10,311.87	\$0.00	25.00%
Food and Water Watch	Hudson Bay Company of Illinois, Inc.	8	Closing	\$23,020.00	\$5,310.49	\$13,843.00	23.07%
Food and Water Watch	Hudson Bay Company of Illinois, Inc.	8	Interim	\$25,175.00	(\$1,305.26)	\$10,212.00	-5.18%
Food for the Hungry, Inc.	MDS Communications Corporation	8	Interim	\$314,278.00	\$184,012.00	\$158,087.00	58.55%
Food Pantries for the Capital District, Inc.	Capital District Callers, Inc.	4	Interim	\$383,355.00	\$230,013.00	\$0.00	60.00%
Foundation Fighting Blindness, Inc.	Strategic Direct Marketing	8	Interim	\$237,303.00	\$92,410.50	\$122,243.97	38.94%
Foundation for a Christian Civilization, Inc.	Donor Care Center, Inc.	8	Closing	\$98,025.50	(\$40,246.34)	\$50,329.50	-41.06%

**Pennies for Charity Table 1**  
**Charitable Organizations - Alphabetical Order**

NFP Name	PFR Name	Geo Area	Report Type	Gross Receipts	Net to Charity	Uncollected Pledges	% to Charity
Foundation for AIDS Research (The)	Telefund, Inc.	1	Closing	\$59,392.00	\$9,385.89	\$9,385.89	15.80%
Foundation for American Veterans, Inc.	Associated Community Services, Inc.	8	Interim	\$5,460,101.93	\$2,457,045.68	\$0.00	45.00%
Foundation for National Progress	Aria Communications Corporation	8	Closing	\$20,206.00	\$4,941.61	\$1,924.50	24.46%
Foundation for National Progress	Telefund, Inc.	8	Closing	\$195,080.00	\$54,115.20	\$69,479.00	27.74%
Foundation of Hudson Valley Hospital Center, Inc. (The)	Lester, Inc.	3	Closing	\$34,419.00	\$14,659.00	\$22,441.00	42.59%
Fraternal Order of Police Empire State Lodge, Inc.	Corporations for Character, L.C.	2	Interim	\$238,747.82	\$71,624.35	\$1,663,405.26	30.00%
Freeport Police Benevolent Association	Tan Productions, Inc.	2	Interim	\$30,045.00	\$15,022.50	\$0.00	50.00%
Fund for Animals, Inc.	Donor Services Group, LLC	8	Interim	\$22,694.00	\$2,608.13	\$13,644.00	11.49%
Gain International	MDS Communications Corporation	8	Interim	\$59,996.00	\$40,912.00	\$14,428.00	68.19%
Galapagos Conservancy (The)	Telefund, Inc.	8	Closing	\$36,510.00	\$12,489.44	\$14,159.00	34.21%
Gay & Lesbian Alliance Against Defamation Inc.	SD&A Teleservices, Inc.	8	Closing	\$89,247.00	\$30,949.00	\$0.00	34.68%
Gay Men's Health Crisis, Inc.	Donor Services Group, LLC	1	Closing	\$33,073.00	\$9,212.00	\$18,773.00	27.85%
Gay Men's Health Crisis, Inc.	MZA Events, Inc.	1	Closing	\$5,813,180.00	\$3,650,284.00	\$0.00	62.79%
GEVA THEATRE CENTER INC	SD&A Teleservices, Inc.	6	Closing	\$3,836.00	\$3,109.88	\$0.00	81.07%
Glen Cove City Police Benevolent Association, Inc.	Tan Productions, Inc.	2	Closing	\$40,285.00	\$20,142.50	\$0.00	50.00%
Glens Falls Police Benevolent Association	Civic Partners, Inc.	4	Closing	\$22,322.00	\$6,500.00	\$0.00	29.12%
Good Charity, Inc.	Insight Teleservices, Inc.	8	Interim	\$3,012,508.00	\$451,876.20	\$5,477,287.00	15.00%
Government Accountability Project, Inc.	Hudson Bay Company of Illinois, Inc.	8	Interim	\$70,934.50	\$29,907.01	\$18,858.00	42.16%
Green America	Donor Services Group, LLC	8	Closing	\$5,363.00	(\$11,448.00)	\$8,339.00	-213.46%
Greenburgh Uniformed Firefighters Association, Inc.	S & M Enterprises, Inc.	3	Closing	\$26,950.00	\$8,354.50	\$3,375.00	31.00%
Greenpeace, Inc.	InfoCision, Inc.	8	Closing	\$8,130.00	\$4,669.65	\$0.00	57.44%
Greenpeace, Inc.	Public Interest Communications, Inc.	8	Closing	\$436,584.29	(\$101,274.63)	\$0.00	-23.20%
Greenpeace, Inc.	Donor Services Group, LLC	8	Closing	\$651,767.00	\$468,507.81	\$11,210.00	71.88%

**Pennies for Charity Table 1**  
**Charitable Organizations - Alphabetical Order**

NFP Name	PFR Name	Geo Area	Report Type	Gross Receipts	Net to Charity	Uncollected Pledges	% to Charity
H. Lee Moffitt Cancer Center and Research Institute Foundation, Inc.	Harris Connect, LLC	8	Interim	\$360,817.27	\$6,793.00	\$176,395.73	1.88%
Heart Support of America, Inc.	Bee, L. C.	8	Interim	\$310,738.00	\$35,998.00	\$150,842.00	11.58%
Heifer Project International, Inc.	MDS Communications Corporation	8	Interim	\$1,063,389.00	\$606,275.00	\$391,186.00	57.01%
Helen Keller International	PDR II, Inc.	1	Closing	\$4,266.00	(\$3,748.00)	\$0.00	-87.86%
Heritage Foundation, Inc. (DC)	GiveRight, Inc.	8	Closing	\$6,051,098.00	\$4,338,848.32	\$935,953.00	71.70%
Holt International Children's Services, Inc.	MDS Communications Corporation	8	Interim	\$35,698.00	\$16,394.00	\$22,005.00	45.92%
Horseheads Police Benevolent Association, Inc.	Community Advertising, Inc.	6	Closing	\$67,165.00	\$30,224.25	\$0.00	45.00%
Human Rights Campaign, Inc.	Telefund, Inc.	8	Closing	\$1,020,915.42	\$97,848.79	\$1,022,181.58	9.58%
Human Rights Campaign, Inc.	Donor Services Group, LLC	8	Closing	\$1,724,030.00	\$954,116.87	\$997,115.00	55.34%
Humane Society Legislative Fund	Donor Services Group, LLC	8	Interim	\$29,238.00	\$1,904.00	\$13,087.00	6.51%
Humane Society of the United States, Inc. (The)	Donor Care Center, Inc.	8	Closing	\$70,560.00	\$9,912.13	\$4,114.66	14.05%
Humane Society of the United States, Inc. (The)	InfoCision, Inc.	8	Closing	\$109,718.19	\$100.69	\$0.00	0.09%
Humane Society of the United States, Inc. (The)	PDR II, Inc.	8	Interim	\$233,598.00	\$16,911.00	\$0.00	7.24%
Humane Society of the United States, Inc. (The)	Donor Services Group, LLC	8	Interim	\$2,411,595.00	\$1,007,101.00	\$2,280,272.00	41.76%
Hunger Action Network of New York State	Capital District Callers, Inc.	4	Interim	\$156,815.00	\$86,248.25	\$0.00	55.00%
Huntington Long Island Detachment Marine Corps League	Campaign Center, Inc. (The)	2	Interim	\$20,265.00	\$4,053.00	\$0.00	20.00%
International Campaign for Tibet	Public Interest Communications, Inc.	8	Closing	\$9,283.00	(\$11,661.65)	\$0.00	-125.62%
International Campaign for Tibet	Telefund, Inc.	8	Closing	\$12,795.00	(\$65.00)	\$24,265.00	-0.51%
International Fellowship of Christians and Jews Inc.	Donor Care Center, Inc.	8	Closing	\$126,412.88	\$19,586.21	\$85,800.12	15.49%
International Fellowship of Christians and Jews Inc.	InfoCision, Inc.	8	Closing	\$2,192,928.26	\$958,842.44	\$0.00	43.72%
International Fund for Animal Welfare, Inc.	PDR II, Inc.	8	Closing	\$42,776.00	(\$36,018.00)	\$0.00	-84.20%
International Rescue Committee, Inc.	Donor Services Group, LLC	1	Closing	\$102,245.00	(\$11,104.18)	\$73,418.00	-10.86%
International Union of Police Associations AFL-CIO	Residential Programs, Inc.	8	Interim	\$36,937.45	\$3,693.75	\$0.00	10.00%

**Pennies for Charity Table 1**  
**Charitable Organizations - Alphabetical Order**

NFP Name	PFR Name	Geo Area	Report Type	Gross Receipts	Net to Charity	Uncollected Pledges	% to Charity
International Union of Police Associations AFL-CIO	JAK Productions, Inc.	8	Interim	\$2,687,473.99	\$266,313.62	\$0.00	9.91%
Ithaca Police Benevolent Association	Community Advertising, Inc.	5	Closing	\$47,795.00	\$19,118.00	\$0.00	40.00%
Jane Goodall Institute for Wildlife Research, Education and Conservation (The)	Gordon and Schwenkmeyer, Inc.	8	Interim	\$23,427.00	(\$22,601.34)	\$21,892.00	-96.48%
Jane Goodall Institute for Wildlife Research, Education and Conservation (The)	Your Voice Media, Inc.	8	Interim	\$41,082.00	\$18,776.00	\$0.00	45.70%
Jane Goodall Institute for Wildlife Research, Education and Conservation (The)	Donor Services Group, LLC	8	Closing	\$54,539.00	\$18,943.85	\$29,775.00	34.73%
Jane Goodall Institute for Wildlife Research, Education and Conservation (The)	ComNet Marketing Group, Inc.	8	Interim	\$63,304.22	\$39,057.47	\$0.00	61.70%
Jewish Federations of North America, Inc.	Siegel Marketing Group, Inc.	1	Closing	\$105,062.25	\$22,496.82	\$146,113.75	21.41%
Jewish National Fund (Keren Kayemeth Lelsrael), Inc.	Siegel Marketing Group, Inc.	1	Closing	\$2,870.00	(\$4,630.00)	\$2,822.00	-161.32%
Judicial Watch Inc.	MDS Communications Corporation	8	Interim	\$313,025.00	\$0.00	\$251,492.00	0.00%
Kappa Alpha Theta Foundation	Aria Communications Corporation	8	Interim	\$281,090.36	\$174,228.10	\$63,061.17	61.98%
Kappa Kappa Gamma Foundation	Aria Communications Corporation	8	Interim	\$48,279.00	\$32,660.07	\$3,111.00	67.65%
Kids Wish Network Inc.	JAK Productions, Inc.	8	Interim	\$1,639,957.22	\$201,769.32	\$0.00	12.30%
Kiwanis Club of Rochester New York, Inc.	Support Services of New York, Inc.	6	Interim	\$17,505.00	\$4,376.00	\$0.00	25.00%
Law Enforcement Education Program	Associated Community Services, Inc.	8	Interim	\$1,117,875.76	\$503,044.07	\$0.00	45.00%
Leadership Institute	GiveRight, Inc.	8	Closing	\$24,631.00	\$11,515.17	\$8,320.00	46.75%
League of Conservation Voters, Inc.	SD&A Teleservices, Inc.	8	Closing	\$29,284.00	\$19,780.00	\$0.00	67.55%
League of Conservation Voters, Inc.	Your Voice Media, Inc.	8	Closing	\$36,404.00	\$16,219.50	\$0.00	44.55%
League of Conservation Voters, Inc.	Harris Direct	8	Closing	\$75,127.60	\$20,714.92	\$12,481.60	27.57%
League of Conservation Voters, Inc.	Gordon and Schwenkmeyer, Inc.	8	Closing	\$75,992.68	(\$10,166.58)	\$33,319.68	-13.38%
League of Conservation Voters, Inc.	ComNet Marketing Group, Inc.	8	Closing	\$104,863.00	\$57,350.75	\$0.00	54.69%
League of Conservation Voters, Inc.	ComNet Marketing Group, Inc.	8	Closing	\$145,302.00	\$113,764.85	\$0.00	78.30%
League of Conservation Voters, Inc.	Integral Resources, Inc.	8	Interim	\$448,979.37	\$19,193.07	\$315,237.75	4.27%
League of Women Voters Education Fund	PDR II, Inc.	8	Closing	\$18,408.00	\$13,818.00	\$0.00	75.07%

**Pennies for Charity Table 1**  
**Charitable Organizations - Alphabetical Order**

NFP Name	PFR Name	Geo Area	Report Type	Gross Receipts	Net to Charity	Uncollected Pledges	% to Charity
League of Women Voters of the United States	PDR II, Inc.	8	Closing	\$24,682.00	\$49.00	\$0.00	0.20%
League of Women Voters of the United States	Donor Services Group, LLC	8	Closing	\$106,710.00	\$65,242.72	\$28,173.00	61.14%
Lehigh Valley Health Network, Inc.	Harris Connect, LLC	8	Interim	\$87,786.58	(\$122,915.15)	\$82,687.42	-140.02%
Leukemia and Lymphoma Society Inc.	InfoCision, Inc.	3	Closing	\$626,530.52	\$250,175.53	\$0.00	39.93%
Liberty Counsel Action	Donor Care Center, Inc.	8	Closing	\$20,991.00	(\$4,378.39)	\$27,603.30	-20.86%
Life Issues Institute Inc.	MDS Communications Corporation	8	Interim	\$42,964.00	\$18,860.00	\$17,119.00	43.90%
Lighthouse International	PDR II, Inc.	1	Closing	\$6,539.00	(\$3,388.00)	\$0.00	-51.81%
Lincoln Center for the Performing Arts, Inc.	SD&A Teleservices, Inc.	1	Closing	\$21,131.00	\$15,848.25	\$0.00	75.00%
Long Island Pythian Council	Leal Associates, Inc.	2	Closing	\$40,521.00	\$18,010.50	\$0.00	44.45%
Long Island Responds	Mure Associates, Inc.	2	Interim	\$186,209.00	\$37,241.80	\$0.00	20.00%
Long Island State Park Police Benevolent Association, Inc.	Campaign Center, Inc. (The)	2	Interim	\$73,795.66	\$11,069.35	\$0.00	15.00%
Longwood Gardens, Inc.	ComNet Marketing Group, Inc.	8	Interim	\$96,326.00	\$33,343.50	\$0.00	34.62%
Manor Park Seniors Ltd	Campaign Center, Inc. (The)	2	Interim	\$14,476.00	\$2,895.20	\$0.00	20.00%
March of Dimes Foundation	InfoCision, Inc.	3	Closing	\$1,603,072.43	\$601,982.47	\$0.00	37.55%
Marine Corps Heritage Foundation	Harris Connect, LLC	8	Interim	\$843,544.58	\$577,371.98	\$203,889.90	68.45%
Medecins Sans Frontieres USA, Inc.	Donor Services Group, LLC	1	Closing	\$409,385.00	\$204,025.17	\$463,680.00	49.84%
Medecins Sans Frontieres USA, Inc.	Harris Direct	1	Closing	\$619,490.24	\$120,454.54	\$65,000.76	19.44%
Medecins Sans Frontieres USA, Inc.	Donor Services Group, LLC	1	Interim	\$2,955,733.00	\$2,108,958.00	\$0.00	71.35%
MedicAlert Foundation United States Inc	Directline Technologies, Inc.	8	Closing	\$380,901.22	\$188,901.22	\$96,659.22	49.59%
Memorial Sloan-Kettering Cancer Center	Donor Services Group, LLC	8	Closing	\$1,286,834.79	\$666,835.01	\$382,834.00	51.82%
Mercy Corps	Donor Services Group, LLC	8	Closing	\$383,862.00	\$33,851.00	\$212,510.00	8.82%
Middletown NY Police Benevolent Association	National Benefit Company	3	Interim	\$45,515.50	\$15,009.10	\$0.00	32.98%
Military Order of the Purple Heart Service Foundation, Inc.	New York Donor Services LLC	8	Interim	\$670,031.19	\$36,649.60	\$0.00	5.47%

**Pennies for Charity Table 1**  
**Charitable Organizations - Alphabetical Order**

NFP Name	PFR Name	Geo Area	Report Type	Gross Receipts	Net to Charity	Uncollected Pledges	% to Charity
Monticello Policemen's Benevolent Association, Inc.	National Benefit Company	3	Closing	\$29,260.00	\$8,778.00	\$0.00	30.00%
Montpelier Foundation (The)	Harris Connect, LLC	8	Closing	\$71,621.15	\$698.57	\$123,008.66	0.98%
Morristown Memorial Health Foundation, Inc.	PDR II, Inc.	8	Closing	\$63,124.00	\$27,614.00	\$0.00	43.75%
Mothers Against Drunk Driving	DialAmerica Marketing, Inc.	8	Interim	\$351,391.50	\$177,270.74	\$83,126.50	50.45%
Mothers Against Drunk Driving	Heritage Company, Inc. (The)	8	Closing	\$409,359.40	\$113,962.00	\$0.00	27.84%
Mothers Against Drunk Driving	Heritage Company, Inc. (The)	8	Closing	\$2,315,164.42	\$844,968.27	\$0.00	36.50%
Mothers Against Drunk Driving	DialAmerica Marketing, Inc.	8	Interim	\$2,721,900.35	\$353,656.78	\$299,288.69	12.99%
Mount Sinai Medical Center, Inc.	RuffaloCODY, LLC	1	Closing	\$40,322.00	(\$20,077.79)	\$97,760.33	-49.79%
Mountain Lake Public Telecommunications Council, Inc.	ComNet Marketing Group, Inc.	4	Interim	\$34,821.53	\$25,446.19	\$0.00	73.08%
Multiple Sclerosis Association of America Inc.	Heritage Company, Inc. (The)	8	Closing	\$2,745,082.45	\$1,137,717.85	\$1,375,262.00	41.45%
Museum of Science	ComNet Marketing Group, Inc.	8	Interim	\$17,233.00	(\$649.32)	\$0.00	-3.77%
NAACP Legal Defense and Educational Fund, Inc.	Your Voice Media, Inc.	1	Closing	\$51,055.50	\$20,685.00	\$0.00	40.51%
NARAL Pro-Choice America	ComNet Marketing Group, Inc.	8	Closing	\$886.00	(\$856.05)	\$0.00	-96.62%
NARAL Pro-Choice America	PDR II, Inc.	8	Closing	\$47,147.00	\$32,827.00	\$0.00	69.63%
NARAL Pro-Choice America	Gordon and Schwenkmeyer, Inc.	8	Interim	\$105,804.00	(\$9,197.47)	\$68,719.00	-8.69%
NARAL Pro-Choice America	Your Voice Media, Inc.	8	Interim	\$278,803.00	\$142,451.50	\$0.00	51.09%
NARAL Pro-Choice America	Telefund, Inc.	8	Closing	\$292,231.25	\$172,747.53	\$24,975.75	59.11%
NARAL Pro-Choice America	Harris Direct	8	Closing	\$552,453.13	\$227,738.63	\$174,986.87	41.22%
Nassau County Council Veterans of Foreign Wars of the United States, Inc.	Campaign Center, Inc. (The)	2	Interim	\$148,280.00	\$29,656.00	\$0.00	20.00%
National Arbor Day Foundation	Covenant Calls, LLC	8	Closing	\$270.00	(\$21,179.00)	\$0.00	-7844.07%
National Association for the Advancement of Colored People	Aria Communications Corporation	8	Closing	\$1,364.00	(\$463.26)	\$893.00	-33.96%
National Association for the Advancement of Colored People	SD&A Teleservices, Inc.	8	Closing	\$44,706.00	\$12,054.90	\$41,331.00	26.96%
National Association for the Advancement of Colored People	Donor Services Group, LLC	8	Closing	\$179,838.00	\$29,477.44	\$146,050.00	16.39%

**Pennies for Charity Table 1**  
**Charitable Organizations - Alphabetical Order**

NFP Name	PFR Name	Geo Area	Report Type	Gross Receipts	Net to Charity	Uncollected Pledges	% to Charity
National Association for the Advancement of Colored People	Telefund, Inc.	8	Closing	\$247,207.08	\$21,390.83	\$290,391.92	8.65%
National Audubon Society, Inc.	Donor Services Group, LLC	1	Closing	\$39,525.00	(\$5,710.00)	\$42,606.00	-14.45%
National Breast Cancer Coalition	Telefund, Inc.	8	Closing	\$7,921.00	(\$1,986.48)	\$5,181.00	-25.08%
National Cancer Coalition, Inc.	Bee, L. C.	8	Closing	\$205.00	\$0.00	\$0.00	0.00%
National Cancer Coalition, Inc.	Bee, L. C.	8	Interim	\$169,556.00	\$27,922.00	\$134,672.00	16.47%
National Caregiving Foundation	Heritage Company, Inc. (The)	8	Interim	\$563,227.25	\$112,645.45	\$586,242.30	20.00%
National Children Leukemia Foundation, Inc.	Insight Teleservices, Inc.	1	Interim	\$284,105.05	\$42,615.76	\$213,078.75	15.00%
National Children Leukemia Foundation, Inc.	Associated Community Services, Inc.	1	Interim	\$379,517.43	\$189,758.71	\$0.00	50.00%
National Children's Cancer Society Inc	Heritage Company, Inc. (The)	8	Closing	\$2,532,457.46	\$1,107,399.33	\$1,002,581.57	43.73%
National Federation of the Blind of New York State, Inc.	Capital District Callers, Inc.	1	Interim	\$145,130.00	\$46,441.60	\$0.00	32.00%
National Foundation for Cancer Research, Inc.	InfoCision, Inc.	8	Closing	\$176,295.80	\$36,589.80	\$0.00	20.75%
National Gay and Lesbian Task Force Foundation	Public Interest Communications, Inc.	8	Closing	\$18,807.00	\$9,653.76	\$52,754.00	51.33%
National Multiple Sclerosis Society	InfoCision, Inc.	1	Closing	\$73,909.00	\$41,689.33	\$0.00	56.41%
National Museum of Women in the Arts Inc	PDR II, Inc.	8	Closing	\$143,783.00	\$68,207.00	\$0.00	47.44%
National Organization for Marriage	Capitol Resources, Inc.	8	Closing	\$49,725.80	\$506.37	\$50,324.20	1.02%
National Organization for Women Inc	Telefund, Inc.	8	Closing	\$270,375.79	\$91,405.08	\$109,213.21	33.81%
National Organization for Women-New York State Inc	Gordon and Schwenkmeyer, Inc.	4	Closing	\$112,000.00	\$66,569.33	\$15,957.00	59.44%
National Parkinson Foundation, Inc.	Donor Care Center, Inc.	8	Closing	\$119,726.91	\$54,097.60	\$5,623.00	45.18%
National Parks Conservation Association	PDR II, Inc.	8	Closing	\$119,002.00	(\$2,135.00)	\$0.00	-1.79%
National Parks Conservation Association	Donor Services Group, LLC	8	Closing	\$269,221.00	(\$21,053.19)	\$204,413.00	-7.82%
National Peace Academy, Inc.	Hudson Bay Company of Illinois, Inc.	8	Closing	\$2,835.00	\$889.75	\$0.00	31.38%
National Peace Academy, Inc.	Hudson Bay Company of Illinois, Inc.	8	Interim	\$7,397.00	(\$293.54)	\$760.00	-3.97%
National Police Defense Foundation Inc.	Menacola Marketing, Inc.	8	Interim	\$135,548.25	\$20,332.24	\$7,283.75	15.00%



**Pennies for Charity Table 1**  
**Charitable Organizations - Alphabetical Order**

NFP Name	PFR Name	Geo Area	Report Type	Gross Receipts	Net to Charity	Uncollected Pledges	% to Charity
National Police Defense Foundation Inc.	Menacola Marketing, Inc.	8	Interim	\$649,098.77	\$97,364.82	\$71,986.89	15.00%
National Rifle Association of America	InfoCision, Inc.	8	Interim	\$9,844,867.44	\$3,941,288.25	\$0.00	40.03%
National Right to Life Committee Inc.	Strategic Direct Marketing	8	Closing	\$45,626.00	\$28,971.50	\$2,217.00	63.50%
National Right to Life Committee Inc.	MDS Communications Corporation	8	Interim	\$138,884.00	\$66,125.00	\$48,569.00	47.61%
National Right to Life Committee Inc.	Strategic Direct Marketing	8	Interim	\$465,612.47	\$210,603.47	\$92,523.53	45.23%
National Right to Life Committee Inc.	InfoCision, Inc.	8	Closing	\$1,246,624.34	\$639,596.28	\$0.00	51.31%
National Trust for Historic Preservation in the United States	Donor Services Group, LLC	8	Closing	\$196,371.00	\$71,606.00	\$84,860.00	36.46%
National Veterans Services Fund, Inc.	Bee, L. C.	8	Interim	\$295,230.00	\$58,460.00	\$88,007.26	19.80%
National Vietnam Veterans Foundation, Inc.	Menacola Marketing, Inc.	8	Closing	\$43,385.29	\$6,507.79	\$5,979.71	15.00%
National Vietnam Veterans Foundation, Inc.	Midwest Publishing - DN, Inc.	8	Interim	\$815,905.00	\$89,750.00	\$0.00	11.00%
National Wildlife Federation	Donor Services Group, LLC	8	Closing	\$38,212.00	\$15,985.69	\$30,105.00	41.83%
National Wildlife Federation	PDR II, Inc.	8	Closing	\$78,830.00	\$8,601.00	\$0.00	10.91%
Natural Resources Defense Council Inc	PDR II, Inc.	1	Closing	\$76,897.00	(\$1,754.00)	\$0.00	-2.28%
Natural Resources Defense Council Inc	SD&A Teleservices, Inc.	1	Closing	\$199,876.00	(\$1,524.25)	\$160,240.00	-0.76%
Natural Resources Defense Council Inc	Telefund, Inc.	1	Closing	\$237,778.37	(\$167,807.48)	\$325,460.63	-70.57%
Nature Conservancy, Inc. (The)	Fine Line Communications Ltd.	8	Closing	\$1,695.50	(\$2,383.01)	\$0.00	-140.55%
Nature Conservancy, Inc. (The)	Fine Line Communications Ltd.	8	Interim	\$1,763.00	\$1,172.16	\$0.00	66.49%
Nature Conservancy, Inc. (The)	Strategic Direct Marketing	8	Closing	\$103,324.00	(\$12,734.90)	\$67,147.00	-12.33%
Nature Conservancy, Inc. (The)	Donor Services Group, LLC	8	Interim	\$899,879.00	(\$530,324.62)	\$1,948,350.00	-58.93%
Nature Conservancy, Inc. (The)	Donor Services Group, LLC	8	Closing	\$1,184,232.00	\$173,229.89	\$363,234.00	14.63%
Navy League of the United States	Harris Connect, LLC	8	Interim	\$348,909.75	\$73,097.75	\$280,411.18	20.95%
New Jersey Symphony Orchestra	DCM, Inc.	8	Closing	\$162,960.30	\$67,928.84	\$0.00	41.68%
New York AMVETS, Inc.	Xentel, Inc.	2	Interim	\$649,322.01	\$70,000.00	\$89,087.00	10.78%

**Pennies for Charity Table 1**  
**Charitable Organizations - Alphabetical Order**

NFP Name	PFR Name	Geo Area	Report Type	Gross Receipts	Net to Charity	Uncollected Pledges	% to Charity
New York Botanical Garden	ComNet Marketing Group, Inc.	1	Interim	\$69,660.00	\$40,852.66	\$0.00	58.65%
New York Cares Inc	Gordon and Schwenkmeyer, Inc.	1	Interim	\$33,527.63	\$5,930.94	\$4,599.00	17.69%
New York City Ballet, Inc.	SD&A Teleservices, Inc.	1	Closing	\$738,551.47	\$553,913.61	\$0.00	75.00%
New York Public Radio	Aria Communications Corporation	1	Closing	\$159,307.95	\$56,339.96	\$70,480.77	35.37%
New York Shakespeare Festival	SD&A Teleservices, Inc.	1	Closing	\$406,030.00	\$373,547.60	\$0.00	92.00%
New York State Association of Chiefs of Police, Inc.	Campaign Center, Inc. (The)	4	Interim	\$180,285.30	\$41,465.61	\$0.00	23.00%
New York State Association of Chiefs of Police, Inc.	Civic Partners, Inc.	4	Closing	\$245,666.00	\$80,819.00	\$0.00	32.90%
New York State Association of Chiefs of Police, Inc.	Xentel, Inc.	4	Closing	\$456,992.00	\$91,398.40	\$363,185.00	20.00%
New York State Association of PBA's Inc	Menacola Marketing, Inc.	2	Interim	\$7,067.90	\$1,060.18	\$411.10	15.00%
New York State Association of PBA's Inc	John T. MacDonald d/b/a Mac Communications	2	Closing	\$69,426.76	\$18,957.69	\$0.00	27.31%
New York State Association of PBA's Inc	Residential Programs, Inc.	2	Closing	\$164,739.50	\$20,592.44	\$135,000.00	12.50%
New York State Association of PBA's Inc	Midwest Publishing - DN, Inc.	2	Interim	\$256,587.00	\$38,488.00	\$0.00	15.00%
New York State Court Clerks Association	Tan Productions, Inc.	1	Closing	\$98,680.00	\$39,472.00	\$0.00	40.00%
New York State Right to Life Committee, Inc.	Capitol Resources, Inc.	4	Closing	\$15,341.00	\$6,397.25	\$8,640.00	41.70%
New York State Tenants & Neighbors Information Service, Inc.	Gordon and Schwenkmeyer, Inc.	1	Closing	\$40,379.00	\$22,612.85	\$7,367.00	56.00%
New York State Union of Police Associations, Inc.	Xentel, Inc.	3	Interim	\$75,808.00	\$11,371.20	\$41,981.00	15.00%
New York Vietnam Veterans Foundation Inc	Associated Community Services, Inc.	3	Interim	\$340,651.28	\$68,130.25	\$0.00	20.00%
New York-Presbyterian Fund Inc.	Telecomp, Inc.	8	Closing	\$644,648.00	\$249,346.29	\$243,596.00	38.68%
NFIB Small Business Legal Center	National Capital Teleservices, LLC	8	Closing	\$77,620.00	\$40,371.00	\$35,350.00	52.01%
Nora Lam Chinese Ministries International	InfoCision, Inc.	8	Closing	\$219,085.00	\$1,419.24	\$0.00	0.65%
Northeast Mobile Search & Rescue, Inc.	Capital District Callers, Inc.	4	Interim	\$74,086.00	\$37,043.00	\$0.00	50.00%
Northport Police Benevolent Association Inc.	Tan Productions, Inc.	2	Closing	\$19,510.00	\$9,755.00	\$0.00	50.00%
Northwestern University	RuffaloCODY, LLC	8	Closing	\$122,725.40	\$79,476.57	\$59,436.16	64.76%

**Pennies for Charity Table 1**  
**Charitable Organizations - Alphabetical Order**

NFP Name	PFR Name	Geo Area	Report Type	Gross Receipts	Net to Charity	Uncollected Pledges	% to Charity
Nuclear Information and Resource Service	Hudson Bay Company of Illinois, Inc.	8	Closing	\$305.00	\$305.00	\$0.00	100.00%
Nuclear Information and Resource Service	Hudson Bay Company of Illinois, Inc.	8	Interim	\$2,328.00	(\$845.80)	\$0.00	-36.33%
NYS Park Police PBA, Inc.	Midwest Publishing - DN, Inc.	2	Closing	\$347,487.00	\$52,123.00	\$0.00	15.00%
NYST Benefit Fund, Inc.	Trooper Publishing, Inc.	4	Closing	\$414,201.00	\$110,920.39	\$0.00	26.78%
Ocean Conservancy Inc.	Aria Communications Corporation	8	Closing	\$27,661.00	(\$6,604.31)	\$10,435.00	-23.88%
Ocean Conservancy Inc.	Donor Services Group, LLC	8	Closing	\$98,843.00	(\$49,489.63)	\$76,353.00	-50.07%
OCEANA INC	Public Interest Communications, Inc.	8	Closing	\$10,489.00	(\$4,021.51)	\$18,123.00	-38.34%
Oneonta Police Benevolent Association	Community Advertising, Inc.	5	Interim	\$49,185.00	\$18,690.30	\$0.00	38.00%
Operation Lookout National Center for Missing Youth	Associated Community Services, Inc.	8	Interim	\$24,710.54	\$11,119.74	\$0.00	45.00%
Operation Lookout National Center for Missing Youth	Insight Teleservices, Inc.	8	Closing	\$123,279.00	\$12,327.90	\$117,408.50	10.00%
Operation Lookout National Center for Missing Youth	Corporations for Character, L.C.	8	Interim	\$131,023.10	\$32,089.48	\$697,497.17	24.49%
Operation Lookout National Center for Missing Youth	Midwest Publishing - DN, Inc.	8	Closing	\$152,971.00	\$22,946.00	\$0.00	15.00%
Operation Smile Inc.	Strategic Direct Marketing	8	Closing	\$2,024,535.02	\$437,199.04	\$934,069.91	21.60%
Operation Smile Inc.	Strategic Direct Marketing	8	Interim	\$2,082,583.45	\$595,031.45	\$1,011,018.40	28.57%
Orange County K-9 Association, Inc.	National Benefit Company	3	Closing	\$33,579.00	\$10,073.70	\$0.00	30.00%
Organic Consumers Association	Hudson Bay Company of Illinois, Inc.	8	Closing	\$300,088.36	\$141,400.81	\$95,175.04	47.12%
Orleans County Deputy Sheriffs Association, Inc.	Spotlight Music Productions, Inc.	7	Interim	\$21,871.00	\$5,470.00	\$0.00	25.01%
Ossining Police Athletic League	Spotlight Music Productions, Inc.	3	Interim	\$31,958.00	\$9,591.00	\$0.00	30.01%
Oswego County Lodge-NYS Lodge #1 of the Fraternal Order of Police	Spotlight Music Productions, Inc.	5	Closing	\$20,830.00	\$6,249.00	\$0.00	30.00%
Otsego County Deputy Sheriffs Police Benevolent Association	Community Advertising, Inc.	5	Closing	\$53,350.00	\$18,672.50	\$0.00	35.00%
Owego Police Benevolent Association	Community Advertising, Inc.	5	Closing	\$37,915.00	\$13,270.25	\$0.00	35.00%
Oxfam America, Inc.	Telefund, Inc.	8	Closing	\$57,093.00	(\$5,563.00)	\$53,204.00	-9.74%
Oxfam America, Inc.	SD&A Teleservices, Inc.	8	Closing	\$95,116.00	(\$31,223.60)	\$445,187.00	-32.83%

**Pennies for Charity Table 1**  
**Charitable Organizations - Alphabetical Order**

NFP Name	PFR Name	Geo Area	Report Type	Gross Receipts	Net to Charity	Uncollected Pledges	% to Charity
Oxfam America, Inc.	Harris Direct	8	Interim	\$136,777.00	\$49,937.80	\$21,600.00	36.51%
Oxfam America, Inc.	Donor Services Group, LLC	8	Closing	\$413,279.00	\$257,575.52	\$153,500.00	62.32%
Parents, Families and Friends of Lesbians and Gays, Inc.	Donor Services Group, LLC	8	Closing	\$11,686.00	\$2,319.00	\$3,646.00	19.84%
Parents, Families and Friends of Lesbians and Gays, Inc.	Public Interest Communications, Inc.	8	Closing	\$89,838.00	\$61,357.62	\$0.00	68.30%
Partners in Health, A Nonprofit Corporation	SD&A Teleservices, Inc.	8	Closing	\$8,004.00	(\$9,931.50)	\$0.00	-124.08%
Partners in Health, A Nonprofit Corporation	SD&A Teleservices, Inc.	8	Interim	\$46,575.00	\$23,770.00	\$0.00	51.04%
Partnership for a Drug Free America Inc.	DialAmerica Marketing, Inc.	1	Interim	\$191,938.62	\$25,126.10	\$26,757.44	13.09%
Patrolman's Benevolent Association of Southampton Town, Inc.	Tan Productions, Inc.	2	Closing	\$44,855.00	\$24,670.25	\$0.00	55.00%
Patrolmen's Benevolent Association of Long Beach, New York, Inc	Tan Productions, Inc.	2	Interim	\$31,620.00	\$15,810.00	\$0.00	50.00%
People for the American Way	Integral Resources, Inc.	8	Closing	\$7,392.00	(\$7,778.40)	\$0.00	-105.23%
People for the American Way	Harris Direct	8	Closing	\$20,031.00	\$1,258.75	\$7,919.00	6.28%
People for the American Way	Gordon and Schwenkmeyer, Inc.	8	Closing	\$48,001.07	(\$15,511.13)	\$36,328.24	-32.31%
People for the American Way	Telefund, Inc.	8	Closing	\$70,177.50	\$36,533.34	\$0.00	52.06%
People for the American Way	Your Voice Media, Inc.	8	Interim	\$132,621.00	\$4,282.00	\$0.00	3.23%
People for the American Way	ComNet Marketing Group, Inc.	8	Closing	\$172,417.28	\$56,854.78	\$0.00	32.98%
People for the Ethical Treatment of Animals Inc.	InfoCision, Inc.	8	Closing	\$271,893.48	\$60,318.18	\$0.00	22.18%
People for the Ethical Treatment of Animals Inc.	Public Interest Communications, Inc.	8	Closing	\$286,760.31	\$51,142.42	\$220,893.68	17.83%
People for the Ethical Treatment of Animals Inc.	Donor Services Group, LLC	8	Closing	\$290,116.00	\$7,545.00	\$291,436.00	2.60%
Phillips Collection (The)	Donor Services Group, LLC	8	Closing	\$21,292.00	\$11,922.00	\$0.00	55.99%
Physicians Committee for Responsible Medicine, Inc.	Donor Services Group, LLC	8	Closing	\$91,461.00	\$2,918.31	\$34,787.00	3.19%
Plan International USA Inc	InfoCision, Inc.	8	Closing	\$12,887.00	(\$11,736.55)	\$0.00	-91.07%
Planetary Society	Harris Direct	8	Interim	\$37,535.75	(\$10,459.51)	\$23,656.25	-27.87%
Planned Parenthood Action Fund, Inc.	Aria Communications Corporation	1	Closing	\$15,270.15	\$3,317.00	\$2,415.76	21.72%

**Pennies for Charity Table 1**  
**Charitable Organizations - Alphabetical Order**

NFP Name	PFR Name	Geo Area	Report Type	Gross Receipts	Net to Charity	Uncollected Pledges	% to Charity
Planned Parenthood Action Fund, Inc.	Donor Services Group, LLC	1	Closing	\$57,258.00	\$13,982.00	\$27,249.00	24.42%
Planned Parenthood Action Fund, Inc.	PDR II, Inc.	1	Closing	\$93,705.00	\$45,572.00	\$0.00	48.63%
Planned Parenthood Action Fund, Inc.	Integral Resources, Inc.	1	Interim	\$379,201.07	\$37,001.10	\$347,484.37	9.76%
Planned Parenthood Action Fund, Inc.	Telefund, Inc.	1	Closing	\$595,479.00	\$377,649.40	\$0.00	63.42%
Planned Parenthood Federation of America Inc.	Aria Communications Corporation	1	Closing	\$37,082.15	\$11,636.00	\$3,788.22	31.38%
Planned Parenthood Federation of America Inc.	Harris Direct	1	Interim	\$93,147.62	\$945.93	\$30,788.38	1.02%
Planned Parenthood Federation of America Inc.	SD&A Teleservices, Inc.	1	Interim	\$182,468.00	\$112,710.20	\$0.00	61.77%
Planned Parenthood Federation of America Inc.	PDR II, Inc.	1	Closing	\$223,465.00	\$101,828.00	\$0.00	45.57%
Planned Parenthood Federation of America Inc.	Gordon and Schwenkmeyer, Inc.	1	Interim	\$445,055.29	(\$24,417.72)	\$334,363.00	-5.49%
Planned Parenthood Federation of America Inc.	Telefund, Inc.	1	Closing	\$614,451.29	\$261,134.34	\$340,535.71	42.50%
Planned Parenthood Federation of America Inc.	Integral Resources, Inc.	1	Interim	\$774,480.59	\$67,587.25	\$707,423.57	8.73%
Planned Parenthood Federation of America Inc.	Donor Services Group, LLC	1	Closing	\$835,703.88	\$225,936.88	\$609,055.00	27.04%
Plattsburgh Police Local 812	Spotlight Music Productions, Inc.	4	Closing	\$10,569.00	\$2,644.00	\$0.00	25.02%
Points of Light Foundation	Donor Services Group, LLC	8	Closing	\$1,150.00	(\$905.98)	\$1,000.00	-78.78%
Police Association of the City of Yonkers, Inc.	Division 1 Calling Center, Inc.	3	Interim	\$88,416.00	\$30,945.60	\$0.00	35.00%
Police Athletic League of Yonkers Foundation, Inc.	Division 1 Calling Center, Inc.	3	Interim	\$75,275.00	\$26,346.25	\$0.00	35.00%
Police Benevolent Association of Binghamton, New York, Inc.	William Joseph Morgan d/b/a Northeastern Advertising	5	Closing	\$25,367.50	\$10,147.00	\$0.00	40.00%
Police Benevolent Association of Elmira, New York Inc.	Community Advertising, Inc.	6	Closing	\$59,570.00	\$25,019.40	\$0.00	42.00%
Police Benevolent Association of Pleasantville, New York, Inc.	S & M Enterprises, Inc.	3	Closing	\$22,325.00	\$6,920.75	\$2,800.00	31.00%
Police Benevolent Association of the City of White Plains Inc.	Division 1 Calling Center, Inc.	3	Interim	\$67,605.00	\$27,042.00	\$0.00	40.00%
Police Benevolent Association of Watkins Glen, Inc.	William Joseph Morgan d/b/a Northeastern Advertising	6	Interim	\$20,767.50	\$9,345.38	\$0.00	45.00%
Police Captains & Lieutenants Association of Erie County, Inc.	Civic Partners, Inc.	7	Closing	\$32,605.00	\$16,610.00	\$0.00	50.94%
Police Conference of New York, Inc.	Community Cares United LLC	4	Interim	\$29,415.00	\$5,883.00	\$0.00	20.00%

**Pennies for Charity Table 1**  
**Charitable Organizations - Alphabetical Order**

NFP Name	PFR Name	Geo Area	Report Type	Gross Receipts	Net to Charity	Uncollected Pledges	% to Charity
Police Conference of New York, Inc.	Xentel, Inc.	4	Interim	\$199,174.50	\$29,876.18	\$67,096.00	15.00%
Police Conference of New York, Inc.	Townsell Telecom, Inc.	4	Closing	\$226,839.00	\$68,051.70	\$0.00	30.00%
Police Fresh Air Fund of Westchester County, Inc.	Division 1 Calling Center, Inc.	3	Interim	\$13,482.00	\$4,044.60	\$0.00	30.00%
Police Officer Defense Fund of New York State, Inc.	Xentel, Inc.	3	Interim	\$35,599.00	\$5,339.85	\$19,219.00	15.00%
Port Washington Police Benevolent Association, Inc.	Tan Productions, Inc.	2	Closing	\$41,079.00	\$20,539.50	\$0.00	50.00%
Port Washington Police Benevolent Association, Inc.	Tan Productions, Inc.	2	Interim	\$48,823.00	\$24,411.50	\$0.00	50.00%
Principia Corporation	Harris Connect, LLC	8	Closing	\$38,009.50	(\$48,428.16)	\$64,339.50	-127.41%
Project Cure, Inc.	Bee, L. C.	8	Interim	\$1,482,958.00	\$199,228.00	\$381,397.00	13.43%
Project Hope-The People-to-People Health Foundation Inc.	Telefund, Inc.	8	Closing	\$29,464.00	(\$1,918.05)	\$10,727.00	-6.51%
Project Hope-The People-to-People Health Foundation Inc.	Public Interest Communications, Inc.	8	Closing	\$39,130.00	\$14,175.15	\$0.00	36.23%
Promenade Nationale Corporation	Heritage Company, Inc. (The)	8	Interim	\$138,757.42	\$30,675.99	\$64,071.00	22.11%
Prospect Park Alliance, Inc.	SD&A Teleservices, Inc.	1	Closing	\$39,523.00	\$8,048.00	\$0.00	20.36%
Putnam County Sheriff's Department Police Benevolent Association	Community Services, Inc.	3	Interim	\$48,841.00	\$21,490.04	\$0.00	44.00%
Putnam County Volunteer Fireman's Association, Inc.	Community Services, Inc.	3	Interim	\$75,952.00	\$30,380.80	\$0.00	40.00%
Queens College Foundation	RuffaloCODY, LLC	1	Closing	\$122,083.05	\$65,917.01	\$26,173.01	53.99%
Queensborough Community College Fund, Inc.	Lester, Inc.	1	Closing	\$12,086.00	\$936.00	\$3,113.00	7.74%
Religious Coalition for Reproductive Choice Inc.	PDR II, Inc.	8	Closing	\$16,283.00	\$7,838.00	\$0.00	48.14%
Reserve Police Officers Association	Residential Programs, Inc.	3	Closing	\$10,312.00	\$1,546.80	\$20,000.00	15.00%
Restore America's Voice Foundation	InfoCision, Inc.	8	Closing	\$1,220,054.00	\$777,128.26	\$0.00	63.70%
Richard J. Caron Foundation	AFRC, Inc.	8	Interim	\$37,367.50	\$15,371.00	\$14,655.00	41.13%
Rochester Philharmonic Orchestra, Inc.	Bennett Direct, Inc.	6	Interim	\$355,554.00	\$242,597.75	\$33,920.00	68.23%
Rockland County Sheriffs Deputies Association Inc.	National Benefit Company	3	Interim	\$90,437.00	\$31,652.95	\$0.00	35.00%
Rockland County Society for the Prevention of Cruelty to Children	National Benefit Company	3	Closing	\$16,385.00	\$4,096.25	\$0.00	25.00%

**Pennies for Charity Table 1**  
**Charitable Organizations - Alphabetical Order**

NFP Name	PFR Name	Geo Area	Report Type	Gross Receipts	Net to Charity	Uncollected Pledges	% to Charity
Roger Wyburn-Mason & Jack M Blount Foundation for Eradication of Rheumatoid Disease Inc	Bee, L. C.	8	Interim	\$98,383.00	\$15,278.00	\$54,818.00	15.53%
Ronald McDonald House of New York, Inc.	MDS Communications Corporation	1	Closing	\$30,149.00	\$11,093.00	\$15,490.00	36.79%
Ronald Reagan Presidential Foundation	Strategic Direct Marketing	8	Interim	\$60,177.67	\$27,348.87	\$30,757.33	45.45%
Rutherford Institute	MDS Communications Corporation	8	Interim	\$9,315.00	\$2,315.00	\$4,705.00	24.85%
Rye Country Day School	Lester, Inc.	3	Closing	\$31,967.00	\$16,204.00	\$6,665.00	50.69%
Saratoga County Deputy Sheriff's PBA	Nordel Publishing, Inc.	4	Closing	\$26,865.00	\$12,089.25	\$0.00	45.00%
Save the Children Federation Inc.	Donor Care Center, Inc.	8	Closing	\$771,088.80	\$221,635.37	\$462,368.66	28.74%
Scarsdale Police Benevolent Association, Inc.	Townsell Telecom, Inc.	3	Closing	\$229,205.00	\$84,971.75	\$0.00	37.07%
Senior Service Centers of the Albany Area, Inc.	Capital District Callers, Inc.	4	Closing	\$64,065.00	\$32,032.50	\$0.00	50.00%
Shomrai Tzedek Society, Inc.	Tan Productions, Inc.	1	Closing	\$220.00	\$66.00	\$0.00	30.00%
Shriners International	Civic Partners, Inc.	4	Closing	\$115,215.00	\$30,000.00	\$0.00	26.04%
Sierra Club	Public Interest Communications, Inc.	8	Closing	\$73,864.00	\$26,354.00	\$0.00	35.68%
Sierra Club	SD&A Teleservices, Inc.	8	Closing	\$384,826.43	\$209,440.83	\$0.00	54.42%
Sierra Club	Donor Services Group, LLC	8	Closing	\$561,079.36	\$356,204.36	\$0.00	63.49%
Sierra Club	Telefund, Inc.	8	Closing	\$762,775.82	\$542,925.90	\$0.00	71.18%
Sierra Club	PDR II, Inc.	8	Closing	\$1,346,509.75	\$355,402.75	\$100.00	26.39%
Smile Train, Inc.	InfoCision, Inc.	1	Closing	\$1,204,870.77	\$213,280.68	\$0.00	17.70%
Social Security Institute	InfoCision, Inc.	8	Closing	\$233,684.22	\$17,589.55	\$0.00	7.53%
South Lockport Fire Company, Inc.	Spotlight Music Productions, Inc.	7	Interim	\$39,086.00	\$9,797.00	\$0.00	25.07%
Southern Poverty Law Center Inc.	Donor Services Group, LLC	8	Closing	\$49,890.00	(\$4,770.47)	\$31,193.00	-9.56%
Southern Poverty Law Center Inc.	Harris Direct	8	Interim	\$310,048.58	\$158,275.09	\$115,557.42	51.05%
Southern Poverty Law Center Inc.	Telefund, Inc.	8	Closing	\$730,406.35	\$349,050.39	\$55,306.65	47.79%
Southern Tier Canine Association, Inc.	William Joseph Morgan d/b/a Northeastern Advertising	5	Closing	\$18,000.00	\$7,200.00	\$0.00	40.00%

**Pennies for Charity Table 1**  
**Charitable Organizations - Alphabetical Order**

NFP Name	PFR Name	Geo Area	Report Type	Gross Receipts	Net to Charity	Uncollected Pledges	% to Charity
Special Olympics New York, Inc.	Heritage Company, Inc. (The)	4	Closing	\$567,459.67	\$386,987.44	\$139,269.38	68.20%
Special Olympics New York, Inc.	DialAmerica Marketing, Inc.	4	Interim	\$931,566.74	\$121,299.45	\$174,312.50	13.02%
Spring Valley Policemens Benevolent Association	National Benefit Company	3	Closing	\$34,672.00	\$12,135.20	\$0.00	35.00%
State University of Iowa Foundation	RuffaloCODY, LLC	8	Interim	\$733,254.01	\$400,890.73	\$336,345.80	54.67%
STATEN ISLAND ACADEMY	Lester, Inc.	1	Closing	\$1,645.00	(\$280.00)	\$315.00	-17.02%
Stop the Violence, Inc.	Capital District Callers, Inc.	4	Interim	\$74,673.00	\$37,336.50	\$0.00	50.00%
Student Conservation Association Inc.	Donor Services Group, LLC	8	Closing	\$44,815.00	\$8,018.73	\$12,903.00	17.89%
Students for Life of America, Inc.	MDS Communications Corporation	8	Interim	\$206,256.00	\$31,791.00	\$120,548.00	15.41%
Suffolk County Deputy Sheriff's Benevolent Association	Tan Productions, Inc.	2	Interim	\$32,360.00	\$9,708.00	\$0.00	30.00%
Suffolk County Deputy Sheriff's Benevolent Association	Tan Productions, Inc.	2	Closing	\$66,324.60	\$19,897.38	\$0.00	30.00%
Suffolk County Detachment Marine Corps League	Campaign Center, Inc. (The)	2	Interim	\$12,802.00	\$2,560.40	\$0.00	20.00%
Suffolk County Detective Investigators Police Benevolent Association	D & D Telemarketing, Inc.	2	Closing	\$92,963.50	\$32,537.23	\$0.00	35.00%
Suffolk County Police Athletic League, Inc.	D & D Telemarketing, Inc.	2	Interim	\$102,296.00	\$40,918.40	\$0.00	40.00%
Suffolk County Police Conference, Inc.	Tan Productions, Inc.	2	Closing	\$52,005.00	\$18,201.75	\$0.00	35.00%
Suffolk County Police Memorial Fund, Inc.	D & D Telemarketing, Inc.	2	Closing	\$117,630.00	\$47,052.00	\$0.00	40.00%
Sullivan County Patrolmens Benevolent Association	Robert Grimm d/b/a Mako Enterprises	3	Closing	\$21,507.00	\$6,500.00	\$0.00	30.22%
SUNY New Paltz Foundation Inc.	Lester, Inc.	3	Closing	\$6,209.29	(\$2,895.71)	\$0.00	-46.64%
Tea Party Patriots, Inc.	Capitol Resources, Inc.	8	Closing	\$843,766.49	\$395,873.26	\$578,602.90	46.92%
Tea Party Patriots, Inc.	MDS Communications Corporation	8	Interim	\$936,652.00	\$137,322.00	\$826,177.00	14.66%
Tea Party Patriots, Inc.	Strategic Direct Marketing	8	Closing	\$1,298,704.01	\$324,348.01	\$879,246.00	24.97%
Tea Party Patriots, Inc.	Strategic Direct Marketing	8	Interim	\$1,361,488.53	\$65,921.50	\$1,366,031.10	4.84%
TelecomPioneers Charitable Foundation	InfoCision, Inc.	8	Closing	\$11,745.00	\$6,252.54	\$0.00	53.24%
Ten Lives Club, Inc.	Directele, Inc.	7	Closing	\$95,592.90	\$35,369.37	\$0.00	37.00%



**Pennies for Charity Table 1**  
**Charitable Organizations - Alphabetical Order**

NFP Name	PFR Name	Geo Area	Report Type	Gross Receipts	Net to Charity	Uncollected Pledges	% to Charity
Tompkins Cortland Community College Foundation	Lester, Inc.	5	Closing	\$9,015.00	\$1,601.00	\$4,170.00	17.76%
Tompkins County Deputy Sheriffs' Association, Inc.	Community Advertising, Inc.	5	Interim	\$50,450.00	\$25,225.00	\$0.00	50.00%
Town Police Fraternity Inc.	Herbert J. Corbett d/b/a Starlet Music Productions	3	Closing	\$44,652.00	\$13,395.60	\$0.00	30.00%
Troy Detachment Marine Corps League, Inc.	Capital District Callers, Inc.	4	Interim	\$16,443.50	\$8,221.75	\$0.00	50.00%
Trustees of the Corcoran Gallery of Art	ComNet Marketing Group, Inc.	8	Closing	\$9,140.25	\$125.12	\$0.00	1.37%
U S English, Inc.	InfoCision, Inc.	8	Closing	\$23,215.45	\$4.80	\$0.00	0.02%
Unbound	Strategic Direct Marketing	8	Interim	\$113,354.00	(\$2,543.68)	\$63,430.00	-2.24%
Uniformed Court Officers Association of Suffolk County, Inc.	Tan Productions, Inc.	2	Closing	\$58,575.00	\$23,430.00	\$0.00	40.00%
Uniformed Fire Fighters Association of the City of New Rochelle, Inc.	S & M Enterprises, Inc.	3	Interim	\$43,235.00	\$13,402.85	\$4,935.00	31.00%
Uniformed Firefighters Association of the City of Mount Vernon NY, Inc.	Division 1 Calling Center, Inc.	3	Interim	\$39,792.00	\$13,927.20	\$0.00	35.00%
Union of Concerned Scientists, Inc.	Donor Services Group, LLC	8	Closing	\$90,813.00	\$7,565.31	\$52,591.00	8.33%
Unitarian Universalist Service Committee Inc.	Public Interest Communications, Inc.	8	Closing	\$335,454.25	\$270,091.60	\$0.00	80.52%
United Breast Cancer Foundation	Capital District Callers, Inc.	2	Interim	\$188,857.00	\$94,428.50	\$0.00	50.00%
United Breast Cancer Foundation	Heritage Company, Inc. (The)	2	Interim	\$860,912.71	\$258,520.48	\$458,731.44	30.03%
United Cerebral Palsy, Inc.	SD&A Teleservices, Inc.	8	Closing	\$2,068.00	(\$2,508.00)	\$1,948.00	-121.28%
United Farm Workers of America	Gordon and Schwenkmeyer, Inc.	8	Closing	\$209,718.28	\$92,957.71	\$75,648.48	44.33%
United States Coast Guard Academy Alumni Association, Inc.	Harris Connect, LLC	8	Closing	\$153,537.00	\$105,824.66	\$207,519.00	68.92%
United States Fund for UNICEF	PDR II, Inc.	1	Closing	\$476,820.00	\$156,930.00	\$0.00	32.91%
United States Fund for UNICEF	Donor Services Group, LLC	1	Closing	\$1,111,511.07	\$786,517.58	\$158,296.60	70.76%
United States Merchant Marine Academy Alumni Foundation, Inc.	AFRC, Inc.	2	Closing	\$647,219.71	\$565,362.71	\$0.00	87.35%
United States Olympic Committee	InfoCision, Inc.	1	Interim	\$18,613.45	(\$3,029.15)	\$0.00	-16.27%
United States Olympic Committee	Donor Services Group, LLC	1	Interim	\$146,388.00	(\$109,289.13)	\$234,997.00	-74.66%
United States Olympic Committee	Strategic Direct Marketing	1	Interim	\$2,573,498.39	\$613,470.19	\$964,006.70	23.84%

**Pennies for Charity Table 1**  
**Charitable Organizations - Alphabetical Order**

NFP Name	PFR Name	Geo Area	Report Type	Gross Receipts	Net to Charity	Uncollected Pledges	% to Charity
University of Colorado Foundation, Inc.	RuffaloCODY, LLC	8	Closing	\$1,205,243.63	\$334,269.20	\$541,929.26	27.73%
University of Connecticut Foundation, Inc.	RuffaloCODY, LLC	8	Closing	\$507,204.85	\$23,024.69	\$240,764.70	4.54%
University of Connecticut Law School Foundation, Inc.	RuffaloCODY, LLC	8	Closing	\$5,360.00	(\$121.59)	\$1,550.00	-2.27%
University of Connecticut Law School Foundation, Inc.	RuffaloCODY, LLC	8	Interim	\$43,555.00	\$36,593.50	\$9,595.00	84.02%
USAFA Endowment, Inc.	RuffaloCODY, LLC	8	Closing	\$484,645.95	\$382,880.28	\$70,002.14	79.00%
Vermont ETV Inc.	ComNet Marketing Group, Inc.	8	Interim	\$5,723.00	(\$953.02)	\$0.00	-16.65%
Vermont ETV Inc.	PDR II, Inc.	8	Closing	\$109,393.00	(\$9,502.00)	\$0.00	-8.69%
Vestal Police Benevolent Association, Inc.	Community Advertising, Inc.	5	Interim	\$65,165.00	\$24,762.70	\$0.00	38.00%
Veterans of Foreign Wars of the United States	MDS Communications Corporation	8	Closing	\$1,807,681.00	\$288,681.00	\$921,308.00	15.97%
Veterans Support Foundation	<b>Associated Community Services, Inc.</b>	8	Interim	<b>\$3,731,910.10</b>	<b>\$1,679,359.44</b>	<b>\$0.00</b>	<b>45.00%</b>
VietNow National Headquarters, Inc.	Menacola Marketing, Inc.	8	Interim	\$162,049.48	\$32,409.90	\$17,836.60	20.00%
Village of Ossining Policemans Benevolent Association, Inc.	National Benefit Company	3	Interim	\$25,726.00	\$9,004.10	\$0.00	35.00%
Waterford Emergency Team, Inc.	Capital District Callers, Inc.	4	Interim	\$57,654.00	\$28,827.00	\$0.00	50.00%
Wellstone Action	PDR II, Inc.	8	Closing	\$33,455.00	\$6,859.00	\$0.00	20.50%
Westchester County Correction Officers Benevolent Association, Inc.	Spotlight Music Productions, Inc.	3	Closing	\$12,080.00	\$1,208.00	\$0.00	10.00%
Western New York Public Broadcasting Association	Phone Bank Systems, Inc.	7	Interim	\$114,815.40	\$52,682.98	\$15,046.66	45.88%
Western Pennsylvania Conservancy	Donor Services Group, LLC	8	Closing	\$29,696.00	(\$17,698.72)	\$27,452.00	-59.60%
Wilderness Society	DCM, Inc.	8	Closing	\$1,150.00	(\$4,520.06)	\$0.00	-393.05%
Wilderness Society	Gordon and Schwenkmeyer, Inc.	8	Interim	\$14,360.00	(\$4,476.59)	\$6,314.50	-31.17%
Wilderness Society	Harris Direct	8	Closing	\$18,821.50	\$7,575.20	\$0.00	40.25%
Wilderness Society	ComNet Marketing Group, Inc.	8	Closing	\$96,659.00	(\$16,169.80)	\$0.00	-16.73%
Wilderness Society	ComNet Marketing Group, Inc.	8	Interim	\$338,748.00	\$198,257.61	\$0.00	58.53%
Wishing Well Foundation USA, Inc.	Contract Communications, Inc.	8	Interim	\$366,024.00	\$47,583.00	\$16,255.00	13.00%

**Pennies for Charity Table 1**  
**Charitable Organizations - Alphabetical Order**

NFP Name	PFR Name	Geo Area	Report Type	Gross Receipts	Net to Charity	Uncollected Pledges	% to Charity
WMHT Educational Telecommunications, Inc.	Aria Communications Corporation	4	Closing	\$84,096.00	\$53,755.09	\$22,429.00	63.92%
Woman to Woman Breast Cancer Foundation, Inc.	Menacola Marketing, Inc.	8	Interim	\$73,915.10	\$11,087.27	\$4,100.10	15.00%
Woman to Woman Breast Cancer Foundation, Inc.	Directele, Inc.	8	Closing	\$183,660.59	\$63,981.21	\$0.00	34.84%
Woman to Woman Breast Cancer Foundation, Inc.	Midwest Publishing - DN, Inc.	8	Interim	\$1,519,186.00	\$151,919.00	\$0.00	10.00%
Women for Women International	PDR II, Inc.	8	Closing	\$42,703.00	\$10,111.00	\$0.00	23.68%
Women for Women International	Telefund, Inc.	8	Closing	\$105,057.98	\$73,356.18	\$0.00	69.82%
World Wildlife Fund, Inc.	Harris Direct	8	Closing	\$146,376.26	\$62,369.22	\$10,600.74	42.61%
World Wildlife Fund, Inc.	Public Interest Communications, Inc.	8	Closing	\$147,095.00	\$97,102.05	\$0.00	66.01%
World Wildlife Fund, Inc.	Donor Services Group, LLC	8	Closing	\$444,680.87	\$211,157.87	\$120,520.00	47.49%
WXXI Public Broadcasting Council	Phone Bank Systems, Inc.	6	Interim	\$84,774.17	\$46,254.05	\$40,018.83	54.56%
Yellowstone Park Foundation, Inc.	Donor Care Center, Inc.	8	Closing	\$8,815.00	(\$3,294.46)	\$4,931.00	-37.37%
Yonkers Police Captains, Lieutenants & Sergeants Benevolent Association	Townsell Telecom, Inc.	3	Closing	\$102,060.00	\$35,618.00	\$0.00	34.90%
Yosemite Foundation	Public Interest Communications, Inc.	8	Closing	\$31,322.00	(\$9,622.80)	\$7,399.80	-30.72%
Young Men's and Young Women's Hebrew Association	DCM, Inc.	1	Closing	\$4,071.70	(\$9,757.21)	\$0.00	-239.63%
			<b>Totals:</b>	<b>\$249,265,366.95</b>	<b>\$94,481,767.79</b>	<b>\$53,935,574.57</b>	<b>37.90%</b>

# Pennies for Charity

## Table 2

### Professional Fund Raisers Alphabetical Order

### 2012 Telemarketing Campaigns

**Pennies for Charity Table 2**  
**Professional Fund Raiser - Alphabetical Order**

PFR Name	NFP Name	Geo Area	Report Type	Gross Receipts	Net to Charity	Uncollected Pledges	% to Charity
AFRC, Inc.	Richard J. Caron Foundation	8	Interim	\$37,367.50	\$15,371.00	\$14,655.00	41.13%
AFRC, Inc.	United States Merchant Marine Academy Alumni Foundation, Inc.	2	Closing	\$647,219.71	\$565,362.71	\$0.00	87.35%
AFRC, Inc.	Association of the Graduates of the United States Military Academy	3	Closing	\$2,006,833.72	\$1,603,193.25	\$550,155.14	79.89%
Aria Communications Corporation	National Association for the Advancement of Colored People	8	Closing	\$1,364.00	(\$463.26)	\$893.00	-33.96%
Aria Communications Corporation	Amnesty International of the USA, Inc.	1	Closing	\$1,412.00	(\$6,140.68)	\$1,020.25	-434.89%
Aria Communications Corporation	ACCION International	8	Closing	\$3,985.00	(\$4,315.42)	\$1,580.00	-108.29%
Aria Communications Corporation	Planned Parenthood Action Fund, Inc.	1	Closing	\$15,270.15	\$3,317.00	\$2,415.76	21.72%
Aria Communications Corporation	Foundation for National Progress	8	Closing	\$20,206.00	\$4,941.61	\$1,924.50	24.46%
Aria Communications Corporation	Ocean Conservancy Inc.	8	Closing	\$27,661.00	(\$6,604.31)	\$10,435.00	-23.88%
Aria Communications Corporation	Planned Parenthood Federation of America Inc.	1	Closing	\$37,082.15	\$11,636.00	\$3,788.22	31.38%
Aria Communications Corporation	Kappa Kappa Gamma Foundation	8	Interim	\$48,279.00	\$32,660.07	\$3,111.00	67.65%
Aria Communications Corporation	WMHT Educational Telecommunications, Inc.	4	Closing	\$84,096.00	\$53,755.09	\$22,429.00	63.92%
Aria Communications Corporation	New York Public Radio	1	Closing	\$159,307.95	\$56,339.96	\$70,480.77	35.37%
Aria Communications Corporation	American Civil Liberties Union, Inc.	1	Closing	\$171,538.46	\$122,303.04	\$0.00	71.30%
Aria Communications Corporation	Kappa Alpha Theta Foundation	8	Interim	\$281,090.36	\$174,228.10	\$63,061.17	61.98%
Associated Community Services, Inc.	Operation Lookout National Center for Missing Youth	8	Interim	\$24,710.54	\$11,119.74	\$0.00	45.00%
Associated Community Services, Inc.	Autism Spectrum Disorder Foundation, Inc.	8	Closing	\$85,841.04	\$41,203.70	\$0.00	48.00%
Associated Community Services, Inc.	Animal Protection Foundation	8	Interim	\$109,004.65	\$49,052.09	\$0.00	45.00%
Associated Community Services, Inc.	American Association For Cancer Support, Inc.	8	Interim	\$177,261.91	\$79,767.86	\$0.00	45.00%
Associated Community Services, Inc.	New York Vietnam Veterans Foundation Inc	3	Interim	\$340,651.28	\$68,130.25	\$0.00	20.00%
Associated Community Services, Inc.	National Children Leukemia Foundation, Inc.	1	Interim	\$379,517.43	\$189,758.71	\$0.00	50.00%
Associated Community Services, Inc.	Circle of Friends for American Veterans	8	Interim	\$496,830.58	\$223,573.75	\$0.00	45.00%
Associated Community Services, Inc.	Children with Hair Loss, Inc.	8	Interim	\$966,272.57	\$169,093.65	\$0.00	17.50%

**Pennies for Charity Table 2**  
**Professional Fund Raiser - Alphabetical Order**

PFR Name	NFP Name	Geo Area	Report Type	Gross Receipts	Net to Charity	Uncollected Pledges	% to Charity
Associated Community Services, Inc.	Law Enforcement Education Program	8	Interim	\$1,117,875.76	\$503,044.07	\$0.00	45.00%
Associated Community Services, Inc.	Firefighters Support Services, Inc.	8	Interim	\$1,927,361.47	\$867,312.60	\$0.00	45.00%
Associated Community Services, Inc.	Cancer Fund of America Inc	8	Closing	\$2,178,208.23	\$432,929.13	\$0.00	19.88%
<b>Associated Community Services, Inc.</b>	Veterans Support Foundation	8	Interim	<b>\$3,731,910.10</b>	<b>\$1,679,359.44</b>	<b>\$0.00</b>	<b>45.00%</b>
Associated Community Services, Inc.	Children's Cancer Recovery Foundation	8	Interim	\$4,085,181.12	\$1,839,172.80	\$0.00	45.02%
Associated Community Services, Inc.	Children's Cancer Fund of America	8	Interim	\$4,342,884.89	\$662,661.69	\$0.00	15.26%
Associated Community Services, Inc.	Breast Cancer Charities of America, Inc.	8	Interim	\$4,709,569.52	\$2,119,306.24	\$0.00	45.00%
Associated Community Services, Inc.	Foundation for American Veterans, Inc.	8	Interim	\$5,460,101.93	\$2,457,045.68	\$0.00	45.00%
Associated Community Services, Inc.	Breast Cancer Society, Inc.	8	Closing	\$10,530,553.50	\$4,739,107.74	\$0.00	45.00%
BDI Development Group, Inc.	B'nai B'rith	8	Interim	\$756,405.00	\$406,901.00	\$0.00	53.79%
Bee, L. C.	National Cancer Coalition, Inc.	8	Closing	\$205.00	\$0.00	\$0.00	0.00%
Bee, L. C.	Roger Wyburn-Mason & Jack M Blount Foundation for Eradication of Rheumatoid Disease Inc	8	Interim	\$98,383.00	\$15,278.00	\$54,818.00	15.53%
Bee, L. C.	National Cancer Coalition, Inc.	8	Interim	\$169,556.00	\$27,922.00	\$134,672.00	16.47%
Bee, L. C.	Cancer Fund of America Inc	8	Interim	\$185,777.00	\$27,114.00	\$27,114.00	14.59%
Bee, L. C.	National Veterans Services Fund, Inc.	8	Interim	\$295,230.00	\$58,460.00	\$88,007.26	19.80%
Bee, L. C.	Heart Support of America, Inc.	8	Interim	\$310,738.00	\$35,998.00	\$150,842.00	11.58%
Bee, L. C.	Project Cure, Inc.	8	Interim	\$1,482,958.00	\$199,228.00	\$381,397.00	13.43%
Bennett Direct, Inc.	Rochester Philharmonic Orchestra, Inc.	6	Interim	\$355,554.00	\$242,597.75	\$33,920.00	68.23%
Bennett Direct, Inc.	Buffalo Philharmonic Orchestra Society, Inc.	7	Closing	\$405,000.00	\$227,040.00	\$0.00	56.06%
Bristol Marketing Associates, Inc.	American Children's Society, Inc.	8	Interim	\$2,915.00	\$466.40	\$8,971.00	16.00%
Campaign Center, Inc. (The)	Suffolk County Detachment Marine Corps League	2	Interim	\$12,802.00	\$2,560.40	\$0.00	20.00%
Campaign Center, Inc. (The)	Manor Park Seniors Ltd	2	Interim	\$14,476.00	\$2,895.20	\$0.00	20.00%
Campaign Center, Inc. (The)	Huntington Long Island Detachment Marine Corps League	2	Interim	\$20,265.00	\$4,053.00	\$0.00	20.00%

**Pennies for Charity Table 2**  
**Professional Fund Raiser - Alphabetical Order**

PFR Name	NFP Name	Geo Area	Report Type	Gross Receipts	Net to Charity	Uncollected Pledges	% to Charity
Campaign Center, Inc. (The)	Defeat Diabetes Foundation, Inc.	8	Interim	\$29,157.00	\$4,373.55	\$0.00	15.00%
Campaign Center, Inc. (The)	East End Detachment Marine Corps League, Inc.	2	Interim	\$44,730.00	\$6,709.50	\$0.00	15.00%
Campaign Center, Inc. (The)	Long Island State Park Police Benevolent Association, Inc.	2	Interim	\$73,795.66	\$11,069.35	\$0.00	15.00%
Campaign Center, Inc. (The)	Nassau County Council Veterans of Foreign Wars of the United States, Inc.	2	Interim	\$148,280.00	\$29,656.00	\$0.00	20.00%
Campaign Center, Inc. (The)	New York State Association of Chiefs of Police, Inc.	4	Interim	\$180,285.30	\$41,465.61	\$0.00	23.00%
Campaign Center, Inc. (The)	Breast Cancer Survivors Foundation, Inc.	8	Interim	\$267,687.50	\$40,153.13	\$0.00	15.00%
Campaign Headquarters, Inc.	Erie Mounted Division, Inc.	7	Closing	\$11,179.50	\$2,012.31	\$0.00	18.00%
Campaign Headquarters, Inc.	Erie Mounted Division, Inc.	7	Closing	\$29,797.00	\$7,449.25	\$0.00	25.00%
Campaign Headquarters, Inc.	Buffalo Police Benevolent Association, Inc.	7	Closing	\$42,359.50	\$8,471.90	\$0.00	20.00%
Campaign Headquarters, Inc.	Badge and Shield Club, Inc.	7	Interim	\$85,718.00	\$21,429.50	\$0.00	25.00%
Campaign Headquarters, Inc.	Buffalo Police Benevolent Association, Inc.	7	Closing	\$142,416.50	\$44,149.11	\$0.00	31.00%
Capital District Callers, Inc.	Electric City Detachment Marine Corps League	4	Interim	\$15,844.00	\$7,922.00	\$0.00	50.00%
Capital District Callers, Inc.	Captain William Dale O'Brien Detachment Marine Corps League	4	Interim	\$16,443.50	\$8,221.75	\$0.00	50.00%
Capital District Callers, Inc.	Troy Detachment Marine Corps League, Inc.	4	Interim	\$16,443.50	\$8,221.75	\$0.00	50.00%
Capital District Callers, Inc.	Waterford Emergency Team, Inc.	4	Interim	\$57,654.00	\$28,827.00	\$0.00	50.00%
Capital District Callers, Inc.	Defeat Diabetes Foundation, Inc.	8	Interim	\$60,999.00	\$27,449.55	\$0.00	45.00%
Capital District Callers, Inc.	Senior Service Centers of the Albany Area, Inc.	4	Closing	\$64,065.00	\$32,032.50	\$0.00	50.00%
Capital District Callers, Inc.	Northeast Mobile Search & Rescue, Inc.	4	Interim	\$74,086.00	\$37,043.00	\$0.00	50.00%
Capital District Callers, Inc.	Stop the Violence, Inc.	4	Interim	\$74,673.00	\$37,336.50	\$0.00	50.00%
Capital District Callers, Inc.	Cornerstone Soup Kitchen & Food Pantry, Inc.	4	Interim	\$132,584.00	\$66,292.00	\$0.00	50.00%
Capital District Callers, Inc.	National Federation of the Blind of New York State, Inc.	1	Interim	\$145,130.00	\$46,441.60	\$0.00	32.00%
Capital District Callers, Inc.	Hunger Action Network of New York State	4	Interim	\$156,815.00	\$86,248.25	\$0.00	55.00%
Capital District Callers, Inc.	United Breast Cancer Foundation	2	Interim	\$188,857.00	\$94,428.50	\$0.00	50.00%

**Pennies for Charity Table 2**  
**Professional Fund Raiser - Alphabetical Order**

PFR Name	NFP Name	Geo Area	Report Type	Gross Receipts	Net to Charity	Uncollected Pledges	% to Charity
Capital District Callers, Inc.	Food Pantries for the Capital District, Inc.	4	Interim	\$383,355.00	\$230,013.00	\$0.00	60.00%
Capitol Resources, Inc.	Family Research Council Inc	8	Interim	\$680.00	\$221.18	\$0.00	32.53%
Capitol Resources, Inc.	New York State Right to Life Committee, Inc.	4	Closing	\$15,341.00	\$6,397.25	\$8,640.00	41.70%
Capitol Resources, Inc.	National Organization for Marriage	8	Closing	\$49,725.80	\$506.37	\$50,324.20	1.02%
Capitol Resources, Inc.	Tea Party Patriots, Inc.	8	Closing	\$843,766.49	\$395,873.26	\$578,602.90	46.92%
Civic Partners, Inc.	Cyprus Temple of the A A O N M S of Albany New York / Shriners International	4	Closing	\$5,335.00	\$1,334.00	\$0.00	25.00%
Civic Partners, Inc.	Glens Falls Police Benevolent Association	4	Closing	\$22,322.00	\$6,500.00	\$0.00	29.12%
Civic Partners, Inc.	Police Captains & Lieutenants Association of Erie County, Inc.	7	Closing	\$32,605.00	\$16,610.00	\$0.00	50.94%
Civic Partners, Inc.	Erie County Association of Chiefs of Police, Inc.	7	Closing	\$36,753.00	\$15,000.00	\$0.00	40.81%
Civic Partners, Inc.	Cheektowaga Police Captains and Lieutenants Association, Inc.	7	Closing	\$43,230.00	\$12,969.00	\$0.00	30.00%
Civic Partners, Inc.	Cheektowaga Police Captains and Lieutenants Association, Inc.	7	Closing	\$43,634.00	\$10,911.50	\$0.00	25.01%
Civic Partners, Inc.	Shriners International	4	Closing	\$115,215.00	\$30,000.00	\$0.00	26.04%
Civic Partners, Inc.	Department of New York Veterans of Foreign Wars of the United States, Inc.	4	Closing	\$140,853.00	\$28,170.60	\$0.00	20.00%
Civic Partners, Inc.	New York State Association of Chiefs of Police, Inc.	4	Closing	\$245,666.00	\$80,819.00	\$0.00	32.90%
Community Advertising, Inc.	Endicott Police Benevolent Association Inc	5	Closing	\$35,965.00	\$13,666.70	\$0.00	38.00%
Community Advertising, Inc.	Broome County Humane Society and Relief Association	5	Closing	\$36,805.00	\$11,041.50	\$0.00	30.00%
Community Advertising, Inc.	Elmira Heights Police Benevolent Association, Inc.	6	Interim	\$37,255.00	\$14,902.00	\$0.00	40.00%
Community Advertising, Inc.	Owego Police Benevolent Association	5	Closing	\$37,915.00	\$13,270.25	\$0.00	35.00%
Community Advertising, Inc.	Chenango County Law Enforcement Association	5	Interim	\$44,060.00	\$15,421.00	\$0.00	35.00%
Community Advertising, Inc.	Delaware County Deputy Sheriff's Police Benevolent Association Inc.	3	Interim	\$44,125.00	\$15,443.75	\$0.00	35.00%
Community Advertising, Inc.	Ithaca Police Benevolent Association	5	Closing	\$47,795.00	\$19,118.00	\$0.00	40.00%
Community Advertising, Inc.	Crystal City Police Benevolent Association, Inc.	6	Interim	\$48,780.00	\$18,536.40	\$0.00	38.00%
Community Advertising, Inc.	Oneonta Police Benevolent Association	5	Interim	\$49,185.00	\$18,690.30	\$0.00	38.00%



**Pennies for Charity Table 2**  
**Professional Fund Raiser - Alphabetical Order**

PFR Name	NFP Name	Geo Area	Report Type	Gross Receipts	Net to Charity	Uncollected Pledges	% to Charity
Community Advertising, Inc.	Tompkins County Deputy Sheriffs' Association, Inc.	5	Interim	\$50,450.00	\$25,225.00	\$0.00	50.00%
Community Advertising, Inc.	Allegany County Deputy Sheriffs Association Inc.	7	Interim	\$51,230.00	\$19,467.40	\$0.00	38.00%
Community Advertising, Inc.	Otsego County Deputy Sheriffs Police Benevolent Association	5	Closing	\$53,350.00	\$18,672.50	\$0.00	35.00%
Community Advertising, Inc.	Police Benevolent Association of Elmira, New York Inc.	6	Closing	\$59,570.00	\$25,019.40	\$0.00	42.00%
Community Advertising, Inc.	Deputies Association of the County of Steuben	6	Closing	\$61,945.00	\$27,875.25	\$0.00	45.00%
Community Advertising, Inc.	Vestal Police Benevolent Association, Inc.	5	Interim	\$65,165.00	\$24,762.70	\$0.00	38.00%
Community Advertising, Inc.	Horseheads Police Benevolent Association, Inc.	6	Closing	\$67,165.00	\$30,224.25	\$0.00	45.00%
Community Cares United LLC	Police Conference of New York, Inc.	4	Interim	\$29,415.00	\$5,883.00	\$0.00	20.00%
Community Services, Inc.	Putnam County Sheriff's Department Police Benevolent Association	3	Interim	\$48,841.00	\$21,490.04	\$0.00	44.00%
Community Services, Inc.	Croton Police Association, Inc.	3	Closing	\$52,082.00	\$21,874.44	\$0.00	42.00%
Community Services, Inc.	Putnam County Volunteer Fireman's Association, Inc.	3	Interim	\$75,952.00	\$30,380.80	\$0.00	40.00%
ComNet Marketing Group, Inc.	NARAL Pro-Choice America	8	Closing	\$886.00	(\$856.05)	\$0.00	-96.62%
ComNet Marketing Group, Inc.	Vermont ETV Inc.	8	Interim	\$5,723.00	(\$953.02)	\$0.00	-16.65%
ComNet Marketing Group, Inc.	American Association of University Women, Inc.	8	Closing	\$8,958.50	\$1,662.30	\$0.00	18.56%
ComNet Marketing Group, Inc.	Trustees of the Corcoran Gallery of Art	8	Closing	\$9,140.25	\$125.12	\$0.00	1.37%
ComNet Marketing Group, Inc.	Museum of Science	8	Interim	\$17,233.00	(\$649.32)	\$0.00	-3.77%
ComNet Marketing Group, Inc.	Mountain Lake Public Telecommunications Council, Inc.	4	Interim	\$34,821.53	\$25,446.19	\$0.00	73.08%
ComNet Marketing Group, Inc.	Jane Goodall Institute for Wildlife Research, Education and Conservation (The)	8	Interim	\$63,304.22	\$39,057.47	\$0.00	61.70%
ComNet Marketing Group, Inc.	New York Botanical Garden	1	Interim	\$69,660.00	\$40,852.66	\$0.00	58.65%
ComNet Marketing Group, Inc.	Appalachian Mountain Club	8	Interim	\$78,343.00	(\$183.08)	\$0.00	-0.23%
ComNet Marketing Group, Inc.	Longwood Gardens, Inc.	8	Interim	\$96,326.00	\$33,343.50	\$0.00	34.62%
ComNet Marketing Group, Inc.	Wilderness Society	8	Closing	\$96,659.00	(\$16,169.80)	\$0.00	-16.73%
ComNet Marketing Group, Inc.	League of Conservation Voters, Inc.	8	Closing	\$104,863.00	\$57,350.75	\$0.00	54.69%

**Pennies for Charity Table 2**  
**Professional Fund Raiser - Alphabetical Order**

PFR Name	NFP Name	Geo Area	Report Type	Gross Receipts	Net to Charity	Uncollected Pledges	% to Charity
ComNet Marketing Group, Inc.	Environmental Defense Fund, Inc.	1	Interim	\$113,723.13	\$1,312.93	\$0.00	1.15%
ComNet Marketing Group, Inc.	League of Conservation Voters, Inc.	8	Closing	\$145,302.00	\$113,764.85	\$0.00	78.30%
ComNet Marketing Group, Inc.	People for the American Way	8	Closing	\$172,417.28	\$56,854.78	\$0.00	32.98%
ComNet Marketing Group, Inc.	Amnesty International of the USA, Inc.	1	Interim	\$266,209.00	\$159,111.75	\$0.00	59.77%
ComNet Marketing Group, Inc.	Wilderness Society	8	Interim	\$338,748.00	\$198,257.61	\$0.00	58.53%
Confluent Impact Communications, LLC	Catholic Advocate	8	Closing	\$17,494.00	\$174.94	\$0.00	1.00%
Contract Communications, Inc.	Wishing Well Foundation USA, Inc.	8	Interim	\$366,024.00	\$47,583.00	\$16,255.00	13.00%
Contract Communications, Inc.	Children's Cancer Recovery Foundation	8	Interim	\$760,520.00	\$133,091.00	\$66,620.00	17.50%
Corporations for Character, L.C.	Operation Lookout National Center for Missing Youth	8	Interim	\$131,023.10	\$32,089.48	\$697,497.17	24.49%
Corporations for Character, L.C.	Fraternal Order of Police Empire State Lodge, Inc.	2	Interim	\$238,747.82	\$71,624.35	\$1,663,405.26	30.00%
Corporations for Character, L.C.	Cancer Fund of America Inc	8	Interim	\$340,634.80	\$68,126.96	\$0.00	20.00%
Covenant Calls, LLC	National Arbor Day Foundation	8	Closing	\$270.00	(\$21,179.00)	\$0.00	-7844.07%
D & D Telemarketing, Inc.	Suffolk County Detective Investigators Police Benevolent Association	2	Closing	\$92,963.50	\$32,537.23	\$0.00	35.00%
D & D Telemarketing, Inc.	Suffolk County Police Athletic League, Inc.	2	Interim	\$102,296.00	\$40,918.40	\$0.00	40.00%
D & D Telemarketing, Inc.	Suffolk County Police Memorial Fund, Inc.	2	Closing	\$117,630.00	\$47,052.00	\$0.00	40.00%
DCM, Inc.	Wilderness Society	8	Closing	\$1,150.00	(\$4,520.06)	\$0.00	-393.05%
DCM, Inc.	Young Men's and Young Women's Hebrew Association	1	Closing	\$4,071.70	(\$9,757.21)	\$0.00	-239.63%
DCM, Inc.	New Jersey Symphony Orchestra	8	Closing	\$162,960.30	\$67,928.84	\$0.00	41.68%
DCM, Inc.	Ballet Theatre Foundation, Inc.	1	Closing	\$274,619.75	\$155,646.00	\$20,015.25	56.68%
DCM, Inc.	Ballet Theatre Foundation, Inc.	1	Interim	\$576,972.50	\$370,743.98	\$100,035.00	64.26%
DCM, Inc.	Carnegie Hall Society, Inc.	1	Closing	\$644,435.00	\$364,405.08	\$0.00	56.55%
DialAmerica Marketing, Inc.	Partnership for a Drug Free America Inc.	1	Interim	\$191,938.62	\$25,126.10	\$26,757.44	13.09%
DialAmerica Marketing, Inc.	Mothers Against Drunk Driving	8	Interim	\$351,391.50	\$177,270.74	\$83,126.50	50.45%

**Pennies for Charity Table 2**  
**Professional Fund Raiser - Alphabetical Order**

PFR Name	NFP Name	Geo Area	Report Type	Gross Receipts	Net to Charity	Uncollected Pledges	% to Charity
DialAmerica Marketing, Inc.	Special Olympics New York, Inc.	4	Interim	\$931,566.74	\$121,299.45	\$174,312.50	13.02%
DialAmerica Marketing, Inc.	Mothers Against Drunk Driving	8	Interim	\$2,721,900.35	\$353,656.78	\$299,288.69	12.99%
Directele, Inc.	Ten Lives Club, Inc.	7	Closing	\$95,592.90	\$35,369.37	\$0.00	37.00%
Directele, Inc.	Woman to Woman Breast Cancer Foundation, Inc.	8	Closing	\$183,660.59	\$63,981.21	\$0.00	34.84%
Directele, Inc.	Breast Cancer Society, Inc.	8	Interim	\$260,605.37	\$91,211.87	\$0.00	35.00%
Directline Technologies, Inc.	MedicAlert Foundation United States Inc	8	Closing	\$380,901.22	\$188,901.22	\$96,659.22	49.59%
Division 1 Calling Center, Inc.	Police Fresh Air Fund of Westchester County, Inc.	3	Interim	\$13,482.00	\$4,044.60	\$0.00	30.00%
Division 1 Calling Center, Inc.	Eastchester Police Benevolent Association	3	Interim	\$14,895.00	\$5,213.25	\$0.00	35.00%
Division 1 Calling Center, Inc.	Uniformed Firefighters Association of the City of Mount Vernon NY, Inc.	3	Interim	\$39,792.00	\$13,927.20	\$0.00	35.00%
Division 1 Calling Center, Inc.	Police Benevolent Association of the City of White Plains Inc.	3	Interim	\$67,605.00	\$27,042.00	\$0.00	40.00%
Division 1 Calling Center, Inc.	Police Athletic League of Yonkers Foundation, Inc.	3	Interim	\$75,275.00	\$26,346.25	\$0.00	35.00%
Division 1 Calling Center, Inc.	Police Association of the City of Yonkers, Inc.	3	Interim	\$88,416.00	\$30,945.60	\$0.00	35.00%
Donor Care Center, Inc.	Concerned Women for America	8	Closing	\$4,742.00	(\$2,083.09)	\$6,273.00	-43.93%
Donor Care Center, Inc.	Yellowstone Park Foundation, Inc.	8	Closing	\$8,815.00	(\$3,294.46)	\$4,931.00	-37.37%
Donor Care Center, Inc.	Liberty Counsel Action	8	Closing	\$20,991.00	(\$4,378.39)	\$27,603.30	-20.86%
Donor Care Center, Inc.	Humane Society of the United States, Inc. (The)	8	Closing	\$70,560.00	\$9,912.13	\$4,114.66	14.05%
Donor Care Center, Inc.	Foundation for a Christian Civilization, Inc.	8	Closing	\$98,025.50	(\$40,246.34)	\$50,329.50	-41.06%
Donor Care Center, Inc.	National Parkinson Foundation, Inc.	8	Closing	\$119,726.91	\$54,097.60	\$5,623.00	45.18%
Donor Care Center, Inc.	Concerned Women for America Legislative Action Committee	8	Closing	\$126,358.74	\$33,299.01	\$84,010.00	26.35%
Donor Care Center, Inc.	International Fellowship of Christians and Jews Inc.	8	Closing	\$126,412.88	\$19,586.21	\$85,800.12	15.49%
Donor Care Center, Inc.	Cross International, Inc.	8	Closing	\$224,345.67	(\$39,718.72)	\$204,976.25	-17.70%
Donor Care Center, Inc.	Christian Advocates Serving Evangelism Inc	8	Closing	\$482,053.50	\$355,710.51	\$407,351.00	73.79%
Donor Care Center, Inc.	Save the Children Federation Inc.	8	Closing	\$771,088.80	\$221,635.37	\$462,368.66	28.74%

**Pennies for Charity Table 2**  
**Professional Fund Raiser - Alphabetical Order**

PFR Name	NFP Name	Geo Area	Report Type	Gross Receipts	Net to Charity	Uncollected Pledges	% to Charity
Donor Services Group, LLC	Points of Light Foundation	8	Closing	\$1,150.00	(\$905.98)	\$1,000.00	-78.78%
Donor Services Group, LLC	Green America	8	Closing	\$5,363.00	(\$11,448.00)	\$8,339.00	-213.46%
Donor Services Group, LLC	Compassion & Choices Action Network	8	Closing	\$7,510.00	(\$7,101.69)	\$20,115.00	-94.56%
Donor Services Group, LLC	Parents, Families and Friends of Lesbians and Gays, Inc.	8	Closing	\$11,686.00	\$2,319.00	\$3,646.00	19.84%
Donor Services Group, LLC	Phillips Collection (The)	8	Closing	\$21,292.00	\$11,922.00	\$0.00	55.99%
Donor Services Group, LLC	Fund for Animals, Inc.	8	Interim	\$22,694.00	\$2,608.13	\$13,644.00	11.49%
Donor Services Group, LLC	American Film Institute, Inc.	8	Closing	\$27,885.00	\$6,906.54	\$22,095.00	24.77%
Donor Services Group, LLC	American Association for the Advancement of Science	8	Closing	\$28,105.00	\$7,614.00	\$12,562.00	27.09%
Donor Services Group, LLC	Humane Society Legislative Fund	8	Interim	\$29,238.00	\$1,904.00	\$13,087.00	6.51%
Donor Services Group, LLC	Western Pennsylvania Conservancy	8	Closing	\$29,696.00	(\$17,698.72)	\$27,452.00	-59.60%
Donor Services Group, LLC	Gay Men's Health Crisis, Inc.	1	Closing	\$33,073.00	\$9,212.00	\$18,773.00	27.85%
Donor Services Group, LLC	National Wildlife Federation	8	Closing	\$38,212.00	\$15,985.69	\$30,105.00	41.83%
Donor Services Group, LLC	B'nai B'rith	8	Closing	\$39,200.00	\$7,253.00	\$22,418.00	18.50%
Donor Services Group, LLC	National Audubon Society, Inc.	1	Closing	\$39,525.00	(\$5,710.00)	\$42,606.00	-14.45%
Donor Services Group, LLC	Student Conservation Association Inc.	8	Closing	\$44,815.00	\$8,018.73	\$12,903.00	17.89%
Donor Services Group, LLC	Southern Poverty Law Center Inc.	8	Closing	\$49,890.00	(\$4,770.47)	\$31,193.00	-9.56%
Donor Services Group, LLC	Jane Goodall Institute for Wildlife Research, Education and Conservation (The)	8	Closing	\$54,539.00	\$18,943.85	\$29,775.00	34.73%
Donor Services Group, LLC	Planned Parenthood Action Fund, Inc.	1	Closing	\$57,258.00	\$13,982.00	\$27,249.00	24.42%
Donor Services Group, LLC	Doris Day Animal League	8	Interim	\$59,827.00	\$2,689.00	\$38,832.00	4.49%
Donor Services Group, LLC	Union of Concerned Scientists, Inc.	8	Closing	\$90,813.00	\$7,565.31	\$52,591.00	8.33%
Donor Services Group, LLC	Physicians Committee for Responsible Medicine, Inc.	8	Closing	\$91,461.00	\$2,918.31	\$34,787.00	3.19%
Donor Services Group, LLC	Compassion & Choices	8	Closing	\$96,448.00	\$22,639.88	\$39,154.00	23.47%
Donor Services Group, LLC	Ocean Conservancy Inc.	8	Closing	\$98,843.00	(\$49,489.63)	\$76,353.00	-50.07%

**Pennies for Charity Table 2**  
**Professional Fund Raiser - Alphabetical Order**

PFR Name	NFP Name	Geo Area	Report Type	Gross Receipts	Net to Charity	Uncollected Pledges	% to Charity
Donor Services Group, LLC	International Rescue Committee, Inc.	1	Closing	\$102,245.00	(\$11,104.18)	\$73,418.00	-10.86%
Donor Services Group, LLC	League of Women Voters of the United States	8	Closing	\$106,710.00	\$65,242.72	\$28,173.00	61.14%
Donor Services Group, LLC	United States Olympic Committee	1	Interim	\$146,388.00	(\$109,289.13)	\$234,997.00	-74.66%
Donor Services Group, LLC	Cooperative for Assistance and Relief Everywhere Inc	8	Closing	\$164,455.00	\$6,214.46	\$25,664.00	3.78%
Donor Services Group, LLC	National Association for the Advancement of Colored People	8	Closing	\$179,838.00	\$29,477.44	\$146,050.00	16.39%
Donor Services Group, LLC	National Trust for Historic Preservation in the United States	8	Closing	\$196,371.00	\$71,606.00	\$84,860.00	36.46%
Donor Services Group, LLC	Consumers Union of United States, Inc.	3	Closing	\$234,012.00	\$133,947.08	\$59,512.00	57.24%
Donor Services Group, LLC	Colonial Williamsburg Foundation	8	Interim	\$258,703.00	\$125,151.87	\$126,659.00	48.38%
Donor Services Group, LLC	National Parks Conservation Association	8	Closing	\$269,221.00	(\$21,053.19)	\$204,413.00	-7.82%
Donor Services Group, LLC	Earthjustice	8	Closing	\$281,577.00	\$150,420.00	\$0.00	53.42%
Donor Services Group, LLC	People for the Ethical Treatment of Animals Inc.	8	Closing	\$290,116.00	\$7,545.00	\$291,436.00	2.60%
Donor Services Group, LLC	Mercy Corps	8	Closing	\$383,862.00	\$33,851.00	\$212,510.00	8.82%
Donor Services Group, LLC	Medecins Sans Frontieres USA, Inc.	1	Closing	\$409,385.00	\$204,025.17	\$463,680.00	49.84%
Donor Services Group, LLC	Oxfam America, Inc.	8	Closing	\$413,279.00	\$257,575.52	\$153,500.00	62.32%
Donor Services Group, LLC	World Wildlife Fund, Inc.	8	Closing	\$444,680.87	\$211,157.87	\$120,520.00	47.49%
Donor Services Group, LLC	American Civil Liberties Union, Inc.	1	Closing	\$479,860.50	\$227,459.92	\$82,958.50	47.40%
Donor Services Group, LLC	Sierra Club	8	Closing	\$561,079.36	\$356,204.36	\$0.00	63.49%
Donor Services Group, LLC	Greenpeace, Inc.	8	Closing	\$651,767.00	\$468,507.81	\$11,210.00	71.88%
Donor Services Group, LLC	Planned Parenthood Federation of America Inc.	1	Closing	\$835,703.88	\$225,936.88	\$609,055.00	27.04%
Donor Services Group, LLC	Nature Conservancy, Inc. (The)	8	Interim	\$899,879.00	(\$530,324.62)	\$1,948,350.00	-58.93%
Donor Services Group, LLC	United States Fund for UNICEF	1	Closing	\$1,111,511.07	\$786,517.58	\$158,296.60	70.76%
Donor Services Group, LLC	Nature Conservancy, Inc. (The)	8	Closing	\$1,184,232.00	\$173,229.89	\$363,234.00	14.63%
Donor Services Group, LLC	Memorial Sloan-Kettering Cancer Center	8	Closing	\$1,286,834.79	\$666,835.01	\$382,834.00	51.82%

**Pennies for Charity Table 2**  
**Professional Fund Raiser - Alphabetical Order**

PFR Name	NFP Name	Geo Area	Report Type	Gross Receipts	Net to Charity	Uncollected Pledges	% to Charity
Donor Services Group, LLC	Human Rights Campaign, Inc.	8	Closing	\$1,724,030.00	\$954,116.87	\$997,115.00	55.34%
Donor Services Group, LLC	Humane Society of the United States, Inc. (The)	8	Interim	\$2,411,595.00	\$1,007,101.00	\$2,280,272.00	41.76%
Donor Services Group, LLC	Medecins Sans Frontieres USA, Inc.	1	Interim	\$2,955,733.00	\$2,108,958.00	\$0.00	71.35%
Donor Services Group, LLC	American Society for the Prevention of Cruelty to Animals	1	Closing	\$4,498,238.00	\$3,614,485.35	\$0.00	80.35%
Fine Line Communications Ltd.	Nature Conservancy, Inc. (The)	8	Closing	\$1,695.50	(\$2,383.01)	\$0.00	-140.55%
Fine Line Communications Ltd.	Nature Conservancy, Inc. (The)	8	Interim	\$1,763.00	\$1,172.16	\$0.00	66.49%
GiveRight, Inc.	Leadership Institute	8	Closing	\$24,631.00	\$11,515.17	\$8,320.00	46.75%
GiveRight, Inc.	Heritage Foundation, Inc. (DC)	8	Closing	\$6,051,098.00	\$4,338,848.32	\$935,953.00	71.70%
Gordon and Schwenkmeyer, Inc.	Anti-Defamation League	1	Interim	\$6,619.00	(\$7,288.09)	\$7,005.00	-110.11%
Gordon and Schwenkmeyer, Inc.	Wilderness Society	8	Interim	\$14,360.00	(\$4,476.59)	\$6,314.50	-31.17%
Gordon and Schwenkmeyer, Inc.	Jane Goodall Institute for Wildlife Research, Education and Conservation (The)	8	Interim	\$23,427.00	(\$22,601.34)	\$21,892.00	-96.48%
Gordon and Schwenkmeyer, Inc.	New York Cares Inc	1	Interim	\$33,527.63	\$5,930.94	\$4,599.00	17.69%
Gordon and Schwenkmeyer, Inc.	New York State Tenants & Neighbors Information Service, Inc.	1	Closing	\$40,379.00	\$22,612.85	\$7,367.00	56.00%
Gordon and Schwenkmeyer, Inc.	Earthjustice	8	Closing	\$47,197.39	(\$20,050.04)	\$28,997.61	-42.48%
Gordon and Schwenkmeyer, Inc.	People for the American Way	8	Closing	\$48,001.07	(\$15,511.13)	\$36,328.24	-32.31%
Gordon and Schwenkmeyer, Inc.	American Association of University Women, Inc.	8	Closing	\$57,024.00	\$4,271.92	\$53,253.00	7.49%
Gordon and Schwenkmeyer, Inc.	League of Conservation Voters, Inc.	8	Closing	\$75,992.68	(\$10,166.58)	\$33,319.68	-13.38%
Gordon and Schwenkmeyer, Inc.	NARAL Pro-Choice America	8	Interim	\$105,804.00	(\$9,197.47)	\$68,719.00	-8.69%
Gordon and Schwenkmeyer, Inc.	Amnesty International of the USA, Inc.	1	Closing	\$110,072.50	(\$32,370.54)	\$107,232.00	-29.41%
Gordon and Schwenkmeyer, Inc.	National Organization for Women-New York State Inc	4	Closing	\$112,000.00	\$66,569.33	\$15,957.00	59.44%
Gordon and Schwenkmeyer, Inc.	United Farm Workers of America	8	Closing	\$209,718.28	\$92,957.71	\$75,648.48	44.33%
Gordon and Schwenkmeyer, Inc.	Planned Parenthood Federation of America Inc.	1	Interim	\$445,055.29	(\$24,417.72)	\$334,363.00	-5.49%
Guaranteed Integrity, Inc.	Firemen's Memorial Exhibit Center of Western New York	7	Closing	\$41,247.50	\$10,311.87	\$0.00	25.00%

**Pennies for Charity Table 2**  
**Professional Fund Raiser - Alphabetical Order**

PFR Name	NFP Name	Geo Area	Report Type	Gross Receipts	Net to Charity	Uncollected Pledges	% to Charity
Harris Connect, LLC	Principia Corporation	8	Closing	\$38,009.50	(\$48,428.16)	\$64,339.50	-127.41%
Harris Connect, LLC	ASME Foundation, Inc. (The)	8	Interim	\$38,396.50	(\$59,633.50)	\$60,209.00	-155.31%
Harris Connect, LLC	Montpelier Foundation (The)	8	Closing	\$71,621.15	\$698.57	\$123,008.66	0.98%
Harris Connect, LLC	American College	8	Closing	\$80,930.88	\$8,230.88	\$146,570.12	10.17%
Harris Connect, LLC	Lehigh Valley Health Network, Inc.	8	Interim	\$87,786.58	(\$122,915.15)	\$82,687.42	-140.02%
Harris Connect, LLC	United States Coast Guard Academy Alumni Association, Inc.	8	Closing	\$153,537.00	\$105,824.66	\$207,519.00	68.92%
Harris Connect, LLC	Beth Israel Deaconess Medical Center, Inc.	8	Interim	\$168,661.00	\$93,037.41	\$111,191.00	55.16%
Harris Connect, LLC	Navy League of the United States	8	Interim	\$348,909.75	\$73,097.75	\$280,411.18	20.95%
Harris Connect, LLC	H. Lee Moffitt Cancer Center and Research Institute Foundation, Inc.	8	Interim	\$360,817.27	\$6,793.00	\$176,395.73	1.88%
Harris Connect, LLC	Marine Corps Heritage Foundation	8	Interim	\$843,544.58	\$577,371.98	\$203,889.90	68.45%
Harris Direct	American Association of University Women, Inc.	8	Closing	\$5,070.00	(\$6,884.80)	\$6,326.00	-135.79%
Harris Direct	Wilderness Society	8	Closing	\$18,821.50	\$7,575.20	\$0.00	40.25%
Harris Direct	People for the American Way	8	Closing	\$20,031.00	\$1,258.75	\$7,919.00	6.28%
Harris Direct	Planetary Society	8	Interim	\$37,535.75	(\$10,459.51)	\$23,656.25	-27.87%
Harris Direct	League of Conservation Voters, Inc.	8	Closing	\$75,127.60	\$20,714.92	\$12,481.60	27.57%
Harris Direct	Planned Parenthood Federation of America Inc.	1	Interim	\$93,147.62	\$945.93	\$30,788.38	1.02%
Harris Direct	Amnesty International of the USA, Inc.	1	Closing	\$124,795.00	(\$60,357.40)	\$80,861.00	-48.37%
Harris Direct	Oxfam America, Inc.	8	Interim	\$136,777.00	\$49,937.80	\$21,600.00	36.51%
Harris Direct	World Wildlife Fund, Inc.	8	Closing	\$146,376.26	\$62,369.22	\$10,600.74	42.61%
Harris Direct	Southern Poverty Law Center Inc.	8	Interim	\$310,048.58	\$158,275.09	\$115,557.42	51.05%
Harris Direct	NARAL Pro-Choice America	8	Closing	\$552,453.13	\$227,738.63	\$174,986.87	41.22%
Harris Direct	Medecins Sans Frontieres USA, Inc.	1	Closing	\$619,490.24	\$120,454.54	\$65,000.76	19.44%
Herbert J. Corbett d/b/a Starlet Music Productions	Town Police Fraternity Inc.	3	Closing	\$44,652.00	\$13,395.60	\$0.00	30.00%

**Pennies for Charity Table 2**  
**Professional Fund Raiser - Alphabetical Order**

PFR Name	NFP Name	Geo Area	Report Type	Gross Receipts	Net to Charity	Uncollected Pledges	% to Charity
Heritage Company, Inc. (The)	Empire State Association of the Deaf, Inc.	7	Closing	\$20,811.00	\$5,500.00	\$8,852.00	26.43%
Heritage Company, Inc. (The)	Enlisted Association of the New York National Guard	4	Closing	\$24,770.00	\$13,074.32	\$26,549.00	52.78%
Heritage Company, Inc. (The)	Promenade Nationale Corporation	8	Interim	\$138,757.42	\$30,675.99	\$64,071.00	22.11%
Heritage Company, Inc. (The)	Mothers Against Drunk Driving	8	Closing	\$409,359.40	\$113,962.00	\$0.00	27.84%
Heritage Company, Inc. (The)	National Caregiving Foundation	8	Interim	\$563,227.25	\$112,645.45	\$586,242.30	20.00%
Heritage Company, Inc. (The)	Special Olympics New York, Inc.	4	Closing	\$567,459.67	\$386,987.44	\$139,269.38	68.20%
Heritage Company, Inc. (The)	United Breast Cancer Foundation	2	Interim	\$860,912.71	\$258,520.48	\$458,731.44	30.03%
Heritage Company, Inc. (The)	Mothers Against Drunk Driving	8	Closing	\$2,315,164.42	\$844,968.27	\$0.00	36.50%
Heritage Company, Inc. (The)	National Children's Cancer Society Inc	8	Closing	\$2,532,457.46	\$1,107,399.33	\$1,002,581.57	43.73%
Heritage Company, Inc. (The)	Multiple Sclerosis Association of America Inc.	8	Closing	\$2,745,082.45	\$1,137,717.85	\$1,375,262.00	41.45%
Heritage Company, Inc. (The)	Children's Wish Foundation International Inc	8	Interim	\$5,667,990.24	\$1,837,121.96	\$2,180,753.80	32.41%
Hudson Bay Company of Illinois, Inc.	Nuclear Information and Resource Service	8	Closing	\$305.00	\$305.00	\$0.00	100.00%
Hudson Bay Company of Illinois, Inc.	Nuclear Information and Resource Service	8	Interim	\$2,328.00	(\$845.80)	\$0.00	-36.33%
Hudson Bay Company of Illinois, Inc.	National Peace Academy, Inc.	8	Closing	\$2,835.00	\$889.75	\$0.00	31.38%
Hudson Bay Company of Illinois, Inc.	Equal Justice USA, Inc.	1	Interim	\$3,795.00	\$2,274.60	\$0.00	59.94%
Hudson Bay Company of Illinois, Inc.	National Peace Academy, Inc.	8	Interim	\$7,397.00	(\$293.54)	\$760.00	-3.97%
Hudson Bay Company of Illinois, Inc.	Food and Water Watch	8	Closing	\$23,020.00	\$5,310.49	\$13,843.00	23.07%
Hudson Bay Company of Illinois, Inc.	Food and Water Watch	8	Interim	\$25,175.00	(\$1,305.26)	\$10,212.00	-5.18%
Hudson Bay Company of Illinois, Inc.	Government Accountability Project, Inc.	8	Interim	\$70,934.50	\$29,907.01	\$18,858.00	42.16%
Hudson Bay Company of Illinois, Inc.	Organic Consumers Association	8	Closing	\$300,088.36	\$141,400.81	\$95,175.04	47.12%
InfoCision, Inc.	Greenpeace, Inc.	8	Closing	\$8,130.00	\$4,669.65	\$0.00	57.44%
InfoCision, Inc.	American Society for the Prevention of Cruelty to Animals	1	Closing	\$8,639.00	\$6,863.69	\$0.00	79.45%
InfoCision, Inc.	TelecomPioneers Charitable Foundation	8	Closing	\$11,745.00	\$6,252.54	\$0.00	53.24%



**Pennies for Charity Table 2**  
**Professional Fund Raiser - Alphabetical Order**

PFR Name	NFP Name	Geo Area	Report Type	Gross Receipts	Net to Charity	Uncollected Pledges	% to Charity
InfoCision, Inc.	Plan International USA Inc	8	Closing	\$12,887.00	(\$11,736.55)	\$0.00	-91.07%
InfoCision, Inc.	Easter Seals Inc.	8	Closing	\$16,350.50	\$2,622.06	\$0.00	16.04%
InfoCision, Inc.	United States Olympic Committee	1	Interim	\$18,613.45	(\$3,029.15)	\$0.00	-16.27%
InfoCision, Inc.	U S English, Inc.	8	Closing	\$23,215.45	\$4.80	\$0.00	0.02%
InfoCision, Inc.	National Multiple Sclerosis Society	1	Closing	\$73,909.00	\$41,689.33	\$0.00	56.41%
InfoCision, Inc.	Crohn's & Colitis Foundation of America, Inc.	1	Closing	\$82,553.50	\$40,310.25	\$0.00	48.83%
InfoCision, Inc.	American Leprosy Missions Inc.	8	Closing	\$90,117.33	\$131.25	\$0.00	0.15%
InfoCision, Inc.	Humane Society of the United States, Inc. (The)	8	Closing	\$109,718.19	\$100.69	\$0.00	0.09%
InfoCision, Inc.	Autism Spectrum Disorder Foundation, Inc.	8	Interim	\$111,014.06	\$64,300.46	\$0.00	57.92%
InfoCision, Inc.	American Institute for Cancer Research, Inc.	8	Closing	\$149,194.31	\$58,398.39	\$0.00	39.14%
InfoCision, Inc.	Alzheimers Disease and Related Disorders Association, Inc.	8	Closing	\$154,616.99	\$78,597.64	\$0.00	50.83%
InfoCision, Inc.	National Foundation for Cancer Research, Inc.	8	Closing	\$176,295.80	\$36,589.80	\$0.00	20.75%
InfoCision, Inc.	Concerned Women for America Legislative Action Committee	8	Closing	\$176,638.05	\$0.00	\$0.00	0.00%
InfoCision, Inc.	AOPA Foundation, Inc.	8	Closing	\$198,365.13	\$125,604.68	\$0.00	63.32%
InfoCision, Inc.	Cross International, Inc.	8	Closing	\$200,721.12	\$0.00	\$0.00	0.00%
InfoCision, Inc.	Nora Lam Chinese Ministries International	8	Closing	\$219,085.00	\$1,419.24	\$0.00	0.65%
InfoCision, Inc.	Social Security Institute	8	Closing	\$233,684.22	\$17,589.55	\$0.00	7.53%
InfoCision, Inc.	Family Research Council Action	8	Closing	\$261,948.04	\$0.00	\$0.00	0.00%
InfoCision, Inc.	People for the Ethical Treatment of Animals Inc.	8	Closing	\$271,893.48	\$60,318.18	\$0.00	22.18%
InfoCision, Inc.	American Diabetes Association Inc.	8	Closing	\$275,520.70	\$101,974.70	\$0.00	37.01%
InfoCision, Inc.	American Lung Association, Inc.	8	Closing	\$540,168.66	\$295,382.51	\$0.00	54.68%
InfoCision, Inc.	Leukemia and Lymphoma Society Inc.	3	Closing	\$626,530.52	\$250,175.53	\$0.00	39.93%
InfoCision, Inc.	American Institute for Cancer Research, Inc.	8	Closing	\$1,011,212.00	\$273,417.89	\$0.00	27.04%

**Pennies for Charity Table 2**  
**Professional Fund Raiser - Alphabetical Order**

PFR Name	NFP Name	Geo Area	Report Type	Gross Receipts	Net to Charity	Uncollected Pledges	% to Charity
InfoCision, Inc.	Faith and Freedom Coalition, Inc.	8	Closing	\$1,020,214.51	\$45,922.05	\$0.00	4.50%
InfoCision, Inc.	American Heart Association, Inc.	8	Closing	\$1,102,085.36	\$308,320.93	\$0.00	27.98%
InfoCision, Inc.	Smile Train, Inc.	1	Closing	\$1,204,870.77	\$213,280.68	\$0.00	17.70%
InfoCision, Inc.	Restore America's Voice Foundation	8	Closing	\$1,220,054.00	\$777,128.26	\$0.00	63.70%
InfoCision, Inc.	National Right to Life Committee Inc.	8	Closing	\$1,246,624.34	\$639,596.28	\$0.00	51.31%
InfoCision, Inc.	Easter Seals Inc.	8	Closing	\$1,401,611.29	\$40,352.58	\$0.00	2.88%
InfoCision, Inc.	Concerned Women for America	8	Closing	\$1,513,894.16	\$731,656.96	\$0.00	48.33%
InfoCision, Inc.	March of Dimes Foundation	3	Closing	\$1,603,072.43	\$601,982.47	\$0.00	37.55%
InfoCision, Inc.	International Fellowship of Christians and Jews Inc.	8	Closing	\$2,192,928.26	\$958,842.44	\$0.00	43.72%
InfoCision, Inc.	American Diabetes Association Inc.	8	Closing	\$2,458,248.00	\$967,357.30	\$0.00	39.35%
InfoCision, Inc.	ChildFund International, USA	8	Closing	\$3,962,435.29	\$3,832,311.61	\$0.00	96.72%
InfoCision, Inc.	Citizens United	8	Closing	\$4,124,598.00	\$283,705.70	\$0.00	6.88%
InfoCision, Inc.	Christian Advocates Serving Evangelism Inc	8	Interim	\$5,783,890.34	\$1,636,003.43	\$0.00	28.29%
InfoCision, Inc.	National Rifle Association of America	8	Interim	\$9,844,867.44	\$3,941,288.25	\$0.00	40.03%
Insight Teleservices, Inc.	Operation Lookout National Center for Missing Youth	8	Closing	\$123,279.00	\$12,327.90	\$117,408.50	10.00%
Insight Teleservices, Inc.	National Children Leukemia Foundation, Inc.	1	Interim	\$284,105.05	\$42,615.76	\$213,078.75	15.00%
Insight Teleservices, Inc.	Cancer Fund of America Inc	8	Interim	\$734,083.46	\$102,771.68	\$873,848.81	14.00%
Insight Teleservices, Inc.	Good Charity, Inc.	8	Interim	\$3,012,508.00	\$451,876.20	\$5,477,287.00	15.00%
Integral Resources, Inc.	People for the American Way	8	Closing	\$7,392.00	(\$7,778.40)	\$0.00	-105.23%
Integral Resources, Inc.	Amnesty International of the USA, Inc.	1	Closing	\$33,539.00	(\$70,489.43)	\$0.00	-210.17%
Integral Resources, Inc.	Anti-Defamation League	1	Interim	\$46,472.35	\$10,183.48	\$8,974.69	21.91%
Integral Resources, Inc.	American Council of the Blind Inc.	8	Interim	\$214,409.72	\$85,724.80	\$70,088.47	39.98%
Integral Resources, Inc.	Environmental Defense Fund, Inc.	1	Interim	\$377,670.18	\$194,085.65	\$12,496.92	51.39%

**Pennies for Charity Table 2**  
**Professional Fund Raiser - Alphabetical Order**

PFR Name	NFP Name	Geo Area	Report Type	Gross Receipts	Net to Charity	Uncollected Pledges	% to Charity
Integral Resources, Inc.	Planned Parenthood Action Fund, Inc.	1	Interim	\$379,201.07	\$37,001.10	\$347,484.37	9.76%
Integral Resources, Inc.	League of Conservation Voters, Inc.	8	Interim	\$448,979.37	\$19,193.07	\$315,237.75	4.27%
Integral Resources, Inc.	Planned Parenthood Federation of America Inc.	1	Interim	\$774,480.59	\$67,587.25	\$707,423.57	8.73%
JAK Productions, Inc.	Kids Wish Network Inc.	8	Interim	\$1,639,957.22	\$201,769.32	\$0.00	12.30%
JAK Productions, Inc.	International Union of Police Associations AFL-CIO	8	Interim	\$2,687,473.99	\$266,313.62	\$0.00	9.91%
JAK Productions, Inc.	Firefighters Charitable Foundation, Inc.	2	Interim	\$3,087,581.10	\$371,954.32	\$0.00	12.05%
John T. MacDonald d/b/a Mac Communications	New York State Association of PBA's Inc	2	Closing	\$69,426.76	\$18,957.69	\$0.00	27.31%
Keys Direct Marketing & Communications, Inc.	Ashley, Inc.	8	Closing	\$10,545.00	\$5,838.75	\$0.00	55.37%
Keys Direct Marketing & Communications, Inc.	Amnesty International of the USA, Inc.	1	Interim	\$41,319.00	\$8,156.75	\$0.00	19.74%
Leal Associates, Inc.	Long Island Pythian Council	2	Closing	\$40,521.00	\$18,010.50	\$0.00	44.45%
Lester, Inc.	STATEN ISLAND ACADEMY	1	Closing	\$1,645.00	(\$280.00)	\$315.00	-17.02%
Lester, Inc.	SUNY New Paltz Foundation Inc.	3	Closing	\$6,209.29	(\$2,895.71)	\$0.00	-46.64%
Lester, Inc.	Tompkins Cortland Community College Foundation	5	Closing	\$9,015.00	\$1,601.00	\$4,170.00	17.76%
Lester, Inc.	Queensborough Community College Fund, Inc.	1	Closing	\$12,086.00	\$936.00	\$3,113.00	7.74%
Lester, Inc.	Dutchess Community College Foundation, Inc.	3	Closing	\$15,290.00	(\$1,062.00)	\$10,105.00	-6.95%
Lester, Inc.	Rye Country Day School	3	Closing	\$31,967.00	\$16,204.00	\$6,665.00	50.69%
Lester, Inc.	Foundation of Hudson Valley Hospital Center, Inc. (The)	3	Closing	\$34,419.00	\$14,659.00	\$22,441.00	42.59%
MDS Communications Corporation	Rutherford Institute	8	Interim	\$9,315.00	\$2,315.00	\$4,705.00	24.85%
MDS Communications Corporation	Ronald McDonald House of New York, Inc.	1	Closing	\$30,149.00	\$11,093.00	\$15,490.00	36.79%
MDS Communications Corporation	Holt International Children's Services, Inc.	8	Interim	\$35,698.00	\$16,394.00	\$22,005.00	45.92%
MDS Communications Corporation	Life Issues Institute Inc.	8	Interim	\$42,964.00	\$18,860.00	\$17,119.00	43.90%
MDS Communications Corporation	Gain International	8	Interim	\$59,996.00	\$40,912.00	\$14,428.00	68.19%
MDS Communications Corporation	ACT for America, Inc.	8	Interim	\$74,285.00	\$21,993.00	\$65,935.00	29.61%

**Pennies for Charity Table 2**  
**Professional Fund Raiser - Alphabetical Order**

PFR Name	NFP Name	Geo Area	Report Type	Gross Receipts	Net to Charity	Uncollected Pledges	% to Charity
MDS Communications Corporation	AUL Action, NFP	8	Closing	\$123,515.00	\$0.00	\$74,412.00	0.00%
MDS Communications Corporation	National Right to Life Committee Inc.	8	Interim	\$138,884.00	\$66,125.00	\$48,569.00	47.61%
MDS Communications Corporation	Arthritis Foundation Inc.	8	Interim	\$167,780.00	\$94,969.00	\$131,201.00	56.60%
MDS Communications Corporation	Students for Life of America, Inc.	8	Interim	\$206,256.00	\$31,791.00	\$120,548.00	15.41%
MDS Communications Corporation	Americans United for Life	8	Closing	\$259,816.00	\$145,854.00	\$96,348.00	56.14%
MDS Communications Corporation	Judicial Watch Inc.	8	Interim	\$313,025.00	\$0.00	\$251,492.00	0.00%
MDS Communications Corporation	Food for the Hungry, Inc.	8	Interim	\$314,278.00	\$184,012.00	\$158,087.00	58.55%
MDS Communications Corporation	Family Research Council Inc	8	Interim	\$616,038.00	\$14,019.00	\$583,709.00	2.28%
MDS Communications Corporation	Tea Party Patriots, Inc.	8	Interim	\$936,652.00	\$137,322.00	\$826,177.00	14.66%
MDS Communications Corporation	Christian Advocates Serving Evangelism Inc	8	Closing	\$1,032,722.00	\$442,433.00	\$290,000.00	42.84%
MDS Communications Corporation	Heifer Project International, Inc.	8	Interim	\$1,063,389.00	\$606,275.00	\$391,186.00	57.01%
MDS Communications Corporation	American Lebanese Syrian Associated Charities Inc.	8	Closing	\$1,701,444.00	\$202,304.00	\$1,514,925.00	11.89%
MDS Communications Corporation	Cooperative for Assistance and Relief Everywhere Inc	8	Interim	\$1,704,706.00	\$785,743.00	\$652,425.00	46.09%
MDS Communications Corporation	Veterans of Foreign Wars of the United States	8	Closing	\$1,807,681.00	\$288,681.00	\$921,308.00	15.97%
Menacola Marketing, Inc.	American Foundation for Disabled Children, Inc.,	1	Closing	\$4,653.00	\$697.95	\$214.00	15.00%
Menacola Marketing, Inc.	New York State Association of PBA's Inc	2	Interim	\$7,067.90	\$1,060.18	\$411.10	15.00%
Menacola Marketing, Inc.	Disabled Police and Sheriffs Foundation, Inc.	8	Closing	\$7,910.00	\$1,186.50	\$1,276.00	15.00%
Menacola Marketing, Inc.	Cancer Fund of America Inc	8	Interim	\$35,128.94	\$3,512.89	\$1,514.00	10.00%
Menacola Marketing, Inc.	Center For Cancer Research Funding, Inc.	8	Interim	\$41,578.00	\$4,157.80	\$2,184.00	10.00%
Menacola Marketing, Inc.	National Vietnam Veterans Foundation, Inc.	8	Closing	\$43,385.29	\$6,507.79	\$5,979.71	15.00%
Menacola Marketing, Inc.	Woman to Woman Breast Cancer Foundation, Inc.	8	Interim	\$73,915.10	\$11,087.27	\$4,100.10	15.00%
Menacola Marketing, Inc.	Firefighters Burn Fund, Inc.	8	Interim	\$75,144.00	\$11,271.60	\$6,626.00	15.00%
Menacola Marketing, Inc.	American Veterans Foundation	8	Closing	\$97,923.25	\$14,688.49	\$0.00	15.00%

**Pennies for Charity Table 2**  
**Professional Fund Raiser - Alphabetical Order**

PFR Name	NFP Name	Geo Area	Report Type	Gross Receipts	Net to Charity	Uncollected Pledges	% to Charity
Menacola Marketing, Inc.	Firefighters Support Foundation, Inc.	8	Closing	\$107,943.00	\$16,191.45	\$12,193.00	15.00%
Menacola Marketing, Inc.	Firefighters Charitable Foundation, Inc.	2	Interim	\$118,525.31	\$23,705.06	\$5,799.69	20.00%
Menacola Marketing, Inc.	National Police Defense Foundation Inc.	8	Interim	\$135,548.25	\$20,332.24	\$7,283.75	15.00%
Menacola Marketing, Inc.	VietNow National Headquarters, Inc.	8	Interim	\$162,049.48	\$32,409.90	\$17,836.60	20.00%
Menacola Marketing, Inc.	Breast Cancer Survivors Foundation, Inc.	8	Interim	\$203,453.34	\$30,518.00	\$12,576.66	15.00%
Menacola Marketing, Inc.	Association for Police Officers, Inc.	3	Interim	\$301,832.89	\$36,428.99	\$37,492.11	12.07%
Menacola Marketing, Inc.	National Police Defense Foundation Inc.	8	Interim	\$649,098.77	\$97,364.82	\$71,986.89	15.00%
Midwest Publishing - DN, Inc.	Operation Lookout National Center for Missing Youth	8	Closing	\$152,971.00	\$22,946.00	\$0.00	15.00%
Midwest Publishing - DN, Inc.	New York State Association of PBA's Inc	2	Interim	\$256,587.00	\$38,488.00	\$0.00	15.00%
Midwest Publishing - DN, Inc.	Caring For Our Children Foundation	8	Interim	\$318,680.00	\$31,868.00	\$0.00	10.00%
Midwest Publishing - DN, Inc.	NYS Park Police PBA, Inc.	2	Closing	\$347,487.00	\$52,123.00	\$0.00	15.00%
Midwest Publishing - DN, Inc.	American Federation of Police and Concerned Citizens, Inc.	8	Closing	\$411,996.00	\$41,200.00	\$0.00	10.00%
Midwest Publishing - DN, Inc.	Committee for Missing Children Inc. d/b/a/ Committee For Missing and Abused Children	8	Interim	\$533,292.00	\$71,994.00	\$0.00	13.50%
Midwest Publishing - DN, Inc.	Firefighters Charitable Foundation, Inc.	2	Interim	\$623,555.00	\$81,062.00	\$0.00	13.00%
Midwest Publishing - DN, Inc.	National Vietnam Veterans Foundation, Inc.	8	Interim	\$815,905.00	\$89,750.00	\$0.00	11.00%
Midwest Publishing - DN, Inc.	Cancer Survivors' Fund	8	Interim	\$924,123.00	\$92,412.00	\$0.00	10.00%
Midwest Publishing - DN, Inc.	Woman to Woman Breast Cancer Foundation, Inc.	8	Interim	\$1,519,186.00	\$151,919.00	\$0.00	10.00%
Mure Associates, Inc.	Breast Cancer Funds for Research, Inc.	2	Interim	\$38,526.00	\$7,705.20	\$0.00	20.00%
Mure Associates, Inc.	Bi-County Helpline for Abuse Against Women and Children, Inc.	2	Interim	\$69,182.00	\$13,836.40	\$0.00	20.00%
Mure Associates, Inc.	Long Island Responds	2	Interim	\$186,209.00	\$37,241.80	\$0.00	20.00%
MZA Events, Inc.	Gay Men's Health Crisis, Inc.	1	Closing	\$5,813,180.00	\$3,650,284.00	\$0.00	62.79%
National Benefit Company	Rockland County Society for the Prevention of Cruelty to Children	3	Closing	\$16,385.00	\$4,096.25	\$0.00	25.00%
National Benefit Company	Village of Ossining Policemans Benevolent Association, Inc.	3	Interim	\$25,726.00	\$9,004.10	\$0.00	35.00%

**Pennies for Charity Table 2**  
**Professional Fund Raiser - Alphabetical Order**

PFR Name	NFP Name	Geo Area	Report Type	Gross Receipts	Net to Charity	Uncollected Pledges	% to Charity
National Benefit Company	Monticello Policemen's Benevolent Association, Inc.	3	Closing	\$29,260.00	\$8,778.00	\$0.00	30.00%
National Benefit Company	Orange County K-9 Association, Inc.	3	Closing	\$33,579.00	\$10,073.70	\$0.00	30.00%
National Benefit Company	Spring Valley Policemens Benevolent Association	3	Closing	\$34,672.00	\$12,135.20	\$0.00	35.00%
National Benefit Company	Correction Officers Benevolent Association of Rockland County, Inc.	3	Interim	\$42,766.00	\$14,968.10	\$0.00	35.00%
National Benefit Company	Middletown NY Police Benevolent Association	3	Interim	\$45,515.50	\$15,009.10	\$0.00	32.98%
National Benefit Company	Rockland County Sheriffs Deputies Association Inc.	3	Interim	\$90,437.00	\$31,652.95	\$0.00	35.00%
National Capital Teleservices, LLC	NFIB Small Business Legal Center	8	Closing	\$77,620.00	\$40,371.00	\$35,350.00	52.01%
New York Donor Services LLC	Military Order of the Purple Heart Service Foundation, Inc.	8	Interim	\$670,031.19	\$36,649.60	\$0.00	5.47%
Nordel Publishing, Inc.	Saratoga County Deputy Sheriff's PBA	4	Closing	\$26,865.00	\$12,089.25	\$0.00	45.00%
Nordel Publishing, Inc.	Colonie Police Benevolent Association, Inc.	4	Closing	\$123,912.00	\$65,660.00	\$0.00	52.99%
PDR II, Inc.	Helen Keller International	1	Closing	\$4,266.00	(\$3,748.00)	\$0.00	-87.86%
PDR II, Inc.	Defenders of Wildlife Inc.	8	Closing	\$5,668.00	(\$668.00)	\$0.00	-11.79%
PDR II, Inc.	Lighthouse International	1	Closing	\$6,539.00	(\$3,388.00)	\$0.00	-51.81%
PDR II, Inc.	Amnesty International of the USA, Inc.	1	Closing	\$13,333.00	(\$10,993.00)	\$0.00	-82.45%
PDR II, Inc.	Center for Victims of Torture	8	Closing	\$13,668.00	(\$2,453.00)	\$0.00	-17.95%
PDR II, Inc.	Center for Biological Diversity, Inc.	8	Closing	\$14,289.00	(\$2,822.00)	\$0.00	-19.75%
PDR II, Inc.	Religious Coalition for Reproductive Choice Inc.	8	Closing	\$16,283.00	\$7,838.00	\$0.00	48.14%
PDR II, Inc.	League of Women Voters Education Fund	8	Closing	\$18,408.00	\$13,818.00	\$0.00	75.07%
PDR II, Inc.	League of Women Voters of the United States	8	Closing	\$24,682.00	\$49.00	\$0.00	0.20%
PDR II, Inc.	Wellstone Action	8	Closing	\$33,455.00	\$6,859.00	\$0.00	20.50%
PDR II, Inc.	Women for Women International	8	Closing	\$42,703.00	\$10,111.00	\$0.00	23.68%
PDR II, Inc.	International Fund for Animal Welfare, Inc.	8	Closing	\$42,776.00	(\$36,018.00)	\$0.00	-84.20%
PDR II, Inc.	NARAL Pro-Choice America	8	Closing	\$47,147.00	\$32,827.00	\$0.00	69.63%

**Pennies for Charity Table 2**  
**Professional Fund Raiser - Alphabetical Order**

PFR Name	NFP Name	Geo Area	Report Type	Gross Receipts	Net to Charity	Uncollected Pledges	% to Charity
PDR II, Inc.	Morristown Memorial Health Foundation, Inc.	8	Closing	\$63,124.00	\$27,614.00	\$0.00	43.75%
PDR II, Inc.	Natural Resources Defense Council Inc	1	Closing	\$76,897.00	(\$1,754.00)	\$0.00	-2.28%
PDR II, Inc.	National Wildlife Federation	8	Closing	\$78,830.00	\$8,601.00	\$0.00	10.91%
PDR II, Inc.	AFS-USA, Inc.	1	Closing	\$83,867.00	\$32,693.00	\$0.00	38.98%
PDR II, Inc.	Appalachian Mountain Club	8	Closing	\$91,065.00	\$36,150.00	\$0.00	39.70%
PDR II, Inc.	Planned Parenthood Action Fund, Inc.	1	Closing	\$93,705.00	\$45,572.00	\$0.00	48.63%
PDR II, Inc.	Vermont ETV Inc.	8	Closing	\$109,393.00	(\$9,502.00)	\$0.00	-8.69%
PDR II, Inc.	National Parks Conservation Association	8	Closing	\$119,002.00	(\$2,135.00)	\$0.00	-1.79%
PDR II, Inc.	National Museum of Women in the Arts Inc	8	Closing	\$143,783.00	\$68,207.00	\$0.00	47.44%
PDR II, Inc.	Bread for the World, Inc.	8	Closing	\$151,291.00	(\$48,584.00)	\$0.00	-32.11%
PDR II, Inc.	Planned Parenthood Federation of America Inc.	1	Closing	\$223,465.00	\$101,828.00	\$0.00	45.57%
PDR II, Inc.	Humane Society of the United States, Inc. (The)	8	Interim	\$233,598.00	\$16,911.00	\$0.00	7.24%
PDR II, Inc.	Feeding America	8	Closing	\$249,962.00	(\$79,026.00)	\$0.00	-31.62%
PDR II, Inc.	American Civil Liberties Union, Inc.	1	Closing	\$415,576.00	\$92,610.00	\$0.00	22.28%
PDR II, Inc.	United States Fund for UNICEF	1	Closing	\$476,820.00	\$156,930.00	\$0.00	32.91%
PDR II, Inc.	Sierra Club	8	Closing	\$1,346,509.75	\$355,402.75	\$100.00	26.39%
Phone Bank Systems, Inc.	WXXI Public Broadcasting Council	6	Interim	\$84,774.17	\$46,254.05	\$40,018.83	54.56%
Phone Bank Systems, Inc.	Western New York Public Broadcasting Association	7	Interim	\$114,815.40	\$52,682.98	\$15,046.66	45.88%
Public Interest Communications, Inc.	International Campaign for Tibet	8	Closing	\$9,283.00	(\$11,661.65)	\$0.00	-125.62%
Public Interest Communications, Inc.	OCEANA INC	8	Closing	\$10,489.00	(\$4,021.51)	\$18,123.00	-38.34%
Public Interest Communications, Inc.	National Gay and Lesbian Task Force Foundation	8	Closing	\$18,807.00	\$9,653.76	\$52,754.00	51.33%
Public Interest Communications, Inc.	African Wildlife Foundation	8	Closing	\$20,823.00	(\$2,683.77)	\$0.00	-12.89%
Public Interest Communications, Inc.	Yosemite Foundation	8	Closing	\$31,322.00	(\$9,622.80)	\$7,399.80	-30.72%

**Pennies for Charity Table 2**  
**Professional Fund Raiser - Alphabetical Order**

PFR Name	NFP Name	Geo Area	Report Type	Gross Receipts	Net to Charity	Uncollected Pledges	% to Charity
Public Interest Communications, Inc.	Project Hope-The People-to-People Health Foundation Inc.	8	Closing	\$39,130.00	\$14,175.15	\$0.00	36.23%
Public Interest Communications, Inc.	Sierra Club	8	Closing	\$73,864.00	\$26,354.00	\$0.00	35.68%
Public Interest Communications, Inc.	Parents, Families and Friends of Lesbians and Gays, Inc.	8	Closing	\$89,838.00	\$61,357.62	\$0.00	68.30%
Public Interest Communications, Inc.	World Wildlife Fund, Inc.	8	Closing	\$147,095.00	\$97,102.05	\$0.00	66.01%
Public Interest Communications, Inc.	Farm Sanctuary, Inc.	6	Closing	\$151,238.00	\$60,318.63	\$0.00	39.88%
Public Interest Communications, Inc.	People for the Ethical Treatment of Animals Inc.	8	Closing	\$286,760.31	\$51,142.42	\$220,893.68	17.83%
Public Interest Communications, Inc.	Amnesty International of the USA, Inc.	1	Closing	\$300,701.00	\$30,502.93	\$0.00	10.14%
Public Interest Communications, Inc.	Environmental Defense Fund, Inc.	1	Closing	\$316,088.33	\$183,481.82	\$0.00	58.05%
Public Interest Communications, Inc.	Unitarian Universalist Service Committee Inc.	8	Closing	\$335,454.25	\$270,091.60	\$0.00	80.52%
Public Interest Communications, Inc.	Greenpeace, Inc.	8	Closing	\$436,584.29	(\$101,274.63)	\$0.00	-23.20%
Public Interest Communications, Inc.	Christian Appalachian Project Inc	8	Closing	\$2,851,281.47	\$2,454,856.89	\$0.00	86.10%
Residential Programs, Inc.	Reserve Police Officers Association	3	Closing	\$10,312.00	\$1,546.80	\$20,000.00	15.00%
Residential Programs, Inc.	International Union of Police Associations AFL-CIO	8	Interim	\$36,937.45	\$3,693.75	\$0.00	10.00%
Residential Programs, Inc.	Firefighters Support Foundation, Inc.	8	Interim	\$52,461.45	\$5,246.15	\$0.00	10.00%
Residential Programs, Inc.	New York State Association of PBA's Inc	2	Closing	\$164,739.50	\$20,592.44	\$135,000.00	12.50%
Robert Grimm d/b/a Mako Enterprises	Sullivan County Patrolmens Benevolent Association	3	Closing	\$21,507.00	\$6,500.00	\$0.00	30.22%
RuffaloCODY, LLC	University of Connecticut Law School Foundation, Inc.	8	Closing	\$5,360.00	(\$121.59)	\$1,550.00	-2.27%
RuffaloCODY, LLC	Mount Sinai Medical Center, Inc.	1	Closing	\$40,322.00	(\$20,077.79)	\$97,760.33	-49.79%
RuffaloCODY, LLC	University of Connecticut Law School Foundation, Inc.	8	Interim	\$43,555.00	\$36,593.50	\$9,595.00	84.02%
RuffaloCODY, LLC	Queens College Foundation	1	Closing	\$122,083.05	\$65,917.01	\$26,173.01	53.99%
RuffaloCODY, LLC	Northwestern University	8	Closing	\$122,725.40	\$79,476.57	\$59,436.16	64.76%
RuffaloCODY, LLC	City College Fund	1	Closing	\$229,589.25	\$126,137.11	\$0.00	54.94%
RuffaloCODY, LLC	USAFA Endowment, Inc.	8	Closing	\$484,645.95	\$382,880.28	\$70,002.14	79.00%



**Pennies for Charity Table 2**  
**Professional Fund Raiser - Alphabetical Order**

PFR Name	NFP Name	Geo Area	Report Type	Gross Receipts	Net to Charity	Uncollected Pledges	% to Charity
RuffaloCODY, LLC	University of Connecticut Foundation, Inc.	8	Closing	\$507,204.85	\$23,024.69	\$240,764.70	4.54%
RuffaloCODY, LLC	State University of Iowa Foundation	8	Interim	\$733,254.01	\$400,890.73	\$336,345.80	54.67%
RuffaloCODY, LLC	University of Colorado Foundation, Inc.	8	Closing	\$1,205,243.63	\$334,269.20	\$541,929.26	27.73%
S & M Enterprises, Inc.	Eastchester Professional Firefighters Local 916	3	Interim	\$21,820.00	\$7,637.00	\$2,975.00	35.00%
S & M Enterprises, Inc.	Police Benevolent Association of Pleasantville, New York, Inc.	3	Closing	\$22,325.00	\$6,920.75	\$2,800.00	31.00%
S & M Enterprises, Inc.	Greenburgh Uniformed Firefighters Association, Inc.	3	Closing	\$26,950.00	\$8,354.50	\$3,375.00	31.00%
S & M Enterprises, Inc.	Uniformed Fire Fighters Association of the City of New Rochelle, Inc.	3	Interim	\$43,235.00	\$13,402.85	\$4,935.00	31.00%
Safety Publications, Inc.	American Foundation for Disabled Children, Inc.,	1	Closing	\$60,887.58	\$12,177.52	\$14,050.00	20.00%
Safety Publications, Inc.	Association for Firefighters and Paramedics, Inc.	8	Interim	\$407,013.42	\$40,701.34	\$101,750.00	10.00%
SD&A Teleservices, Inc.	Carnegie Hall Corporation	1	Closing	\$1,023.00	\$787.71	\$0.00	77.00%
SD&A Teleservices, Inc.	United Cerebral Palsy, Inc.	8	Closing	\$2,068.00	(\$2,508.00)	\$1,948.00	-121.28%
SD&A Teleservices, Inc.	GEVA THEATRE CENTER INC	6	Closing	\$3,836.00	\$3,109.88	\$0.00	81.07%
SD&A Teleservices, Inc.	Partners in Health, A Nonprofit Corporation	8	Closing	\$8,004.00	(\$9,931.50)	\$0.00	-124.08%
SD&A Teleservices, Inc.	African Wildlife Foundation	8	Closing	\$13,121.00	(\$17,848.00)	\$27,419.00	-136.03%
SD&A Teleservices, Inc.	Lincoln Center for the Performing Arts, Inc.	1	Closing	\$21,131.00	\$15,848.25	\$0.00	75.00%
SD&A Teleservices, Inc.	Brooklyn Botanic Garden Corporation	1	Closing	\$21,385.00	(\$47,630.00)	\$106,433.00	-222.73%
SD&A Teleservices, Inc.	League of Conservation Voters, Inc.	8	Closing	\$29,284.00	\$19,780.00	\$0.00	67.55%
SD&A Teleservices, Inc.	Prospect Park Alliance, Inc.	1	Closing	\$39,523.00	\$8,048.00	\$0.00	20.36%
SD&A Teleservices, Inc.	National Association for the Advancement of Colored People	8	Closing	\$44,706.00	\$12,054.90	\$41,331.00	26.96%
SD&A Teleservices, Inc.	Partners in Health, A Nonprofit Corporation	8	Interim	\$46,575.00	\$23,770.00	\$0.00	51.04%
SD&A Teleservices, Inc.	Anti-Defamation League	1	Closing	\$54,657.00	\$9,081.20	\$0.00	16.61%
SD&A Teleservices, Inc.	Gay & Lesbian Alliance Against Defamation Inc.	8	Closing	\$89,247.00	\$30,949.00	\$0.00	34.68%
SD&A Teleservices, Inc.	Oxfam America, Inc.	8	Closing	\$95,116.00	(\$31,223.60)	\$445,187.00	-32.83%

**Pennies for Charity Table 2**  
**Professional Fund Raiser - Alphabetical Order**

PFR Name	NFP Name	Geo Area	Report Type	Gross Receipts	Net to Charity	Uncollected Pledges	% to Charity
SD&A Teleservices, Inc.	Brooklyn Botanic Garden Corporation	1	Closing	\$128,207.00	\$80,199.00	\$0.00	62.55%
SD&A Teleservices, Inc.	Planned Parenthood Federation of America Inc.	1	Interim	\$182,468.00	\$112,710.20	\$0.00	61.77%
SD&A Teleservices, Inc.	Natural Resources Defense Council Inc	1	Closing	\$199,876.00	(\$1,524.25)	\$160,240.00	-0.76%
SD&A Teleservices, Inc.	Sierra Club	8	Closing	\$384,826.43	\$209,440.83	\$0.00	54.42%
SD&A Teleservices, Inc.	New York Shakespeare Festival	1	Closing	\$406,030.00	\$373,547.60	\$0.00	92.00%
SD&A Teleservices, Inc.	New York City Ballet, Inc.	1	Closing	\$738,551.47	\$553,913.61	\$0.00	75.00%
SD&A Teleservices, Inc.	American Civil Liberties Union, Inc.	1	Closing	\$810,773.00	\$610,337.10	\$0.00	75.28%
SD&A Teleservices, Inc.	Carnegie Hall Corporation	1	Closing	\$1,307,762.56	\$896,857.42	\$0.00	68.58%
Siegel Marketing Group, Inc.	Jewish National Fund (Keren Kayemeth Lelsrael), Inc.	1	Closing	\$2,870.00	(\$4,630.00)	\$2,822.00	-161.32%
Siegel Marketing Group, Inc.	Birthright Israel Foundation	1	Closing	\$55,101.00	\$35,060.96	\$46,959.00	63.63%
Siegel Marketing Group, Inc.	Jewish Federations of North America, Inc.	1	Closing	\$105,062.25	\$22,496.82	\$146,113.75	21.41%
Siegel Marketing Group, Inc.	American Israel Public Affairs Committee	8	Closing	\$169,671.72	\$97,436.74	\$107,112.28	57.43%
Spotlight Music Productions, Inc.	Plattsburgh Police Local 812	4	Closing	\$10,569.00	\$2,644.00	\$0.00	25.02%
Spotlight Music Productions, Inc.	Westchester County Correction Officers Benevolent Association, Inc.	3	Closing	\$12,080.00	\$1,208.00	\$0.00	10.00%
Spotlight Music Productions, Inc.	Oswego County Lodge-NYS Lodge #1 of the Fraternal Order of Police	5	Closing	\$20,830.00	\$6,249.00	\$0.00	30.00%
Spotlight Music Productions, Inc.	Orleans County Deputy Sheriffs Association, Inc.	7	Interim	\$21,871.00	\$5,470.00	\$0.00	25.01%
Spotlight Music Productions, Inc.	Depew Police Benevolent Association, Inc.	7	Closing	\$29,167.00	\$10,018.00	\$0.00	34.35%
Spotlight Music Productions, Inc.	Ossining Police Athletic League	3	Interim	\$31,958.00	\$9,591.00	\$0.00	30.01%
Spotlight Music Productions, Inc.	Cayuga Club Police Benevolent Association, Inc.	7	Closing	\$34,238.00	\$13,505.00	\$0.00	39.44%
Spotlight Music Productions, Inc.	South Lockport Fire Company, Inc.	7	Interim	\$39,086.00	\$9,797.00	\$0.00	25.07%
Strategic Direct Marketing	Christian Relief Services, Inc.	8	Interim	\$3,390.00	(\$3,794.00)	\$5,386.00	-111.92%
Strategic Direct Marketing	Easter Seals Inc.	8	Closing	\$16,869.00	(\$5,416.55)	\$11,971.00	-32.11%
Strategic Direct Marketing	Amyotrophic Lateral Sclerosis Association	8	Interim	\$29,027.00	(\$1,728.70)	\$23,804.00	-5.96%

**Pennies for Charity Table 2**  
**Professional Fund Raiser - Alphabetical Order**

PFR Name	NFP Name	Geo Area	Report Type	Gross Receipts	Net to Charity	Uncollected Pledges	% to Charity
Strategic Direct Marketing	National Right to Life Committee Inc.	8	Closing	\$45,626.00	\$28,971.50	\$2,217.00	63.50%
Strategic Direct Marketing	Ronald Reagan Presidential Foundation	8	Interim	\$60,177.67	\$27,348.87	\$30,757.33	45.45%
Strategic Direct Marketing	Care Net	8	Interim	\$76,326.04	\$4,663.94	\$72,996.96	6.11%
Strategic Direct Marketing	Arthritis Foundation Inc.	8	Closing	\$95,008.36	\$22,484.76	\$63,381.54	23.67%
Strategic Direct Marketing	Nature Conservancy, Inc. (The)	8	Closing	\$103,324.00	(\$12,734.90)	\$67,147.00	-12.33%
Strategic Direct Marketing	Alliance Defending Freedom	8	Closing	\$111,941.12	\$14,184.02	\$25,471.95	12.67%
Strategic Direct Marketing	Unbound	8	Interim	\$113,354.00	(\$2,543.68)	\$63,430.00	-2.24%
Strategic Direct Marketing	Feeding America	8	Interim	\$202,010.84	\$72,396.39	\$79,802.16	35.84%
Strategic Direct Marketing	Foundation Fighting Blindness, Inc.	8	Interim	\$237,303.00	\$92,410.50	\$122,243.97	38.94%
Strategic Direct Marketing	Easter Seals Inc.	8	Interim	\$241,900.45	\$83,874.45	\$150,944.55	34.67%
Strategic Direct Marketing	American Lung Association, Inc.	8	Interim	\$296,016.40	(\$44,993.60)	\$214,632.60	-15.20%
Strategic Direct Marketing	National Right to Life Committee Inc.	8	Interim	\$465,612.47	\$210,603.47	\$92,523.53	45.23%
Strategic Direct Marketing	Tea Party Patriots, Inc.	8	Closing	\$1,298,704.01	\$324,348.01	\$879,246.00	24.97%
Strategic Direct Marketing	Tea Party Patriots, Inc.	8	Interim	\$1,361,488.53	\$65,921.50	\$1,366,031.10	4.84%
Strategic Direct Marketing	Operation Smile Inc.	8	Closing	\$2,024,535.02	\$437,199.04	\$934,069.91	21.60%
Strategic Direct Marketing	Operation Smile Inc.	8	Interim	\$2,082,583.45	\$595,031.45	\$1,011,018.40	28.57%
Strategic Direct Marketing	United States Olympic Committee	1	Interim	\$2,573,498.39	\$613,470.19	\$964,006.70	23.84%
Support Services of New York, Inc.	Kiwanis Club of Rochester New York, Inc.	6	Interim	\$17,505.00	\$4,376.00	\$0.00	25.00%
Tan Productions, Inc.	Shomrai Tzedek Society, Inc.	1	Closing	\$220.00	\$66.00	\$0.00	30.00%
Tan Productions, Inc.	Northport Police Benevolent Association Inc.	2	Closing	\$19,510.00	\$9,755.00	\$0.00	50.00%
Tan Productions, Inc.	Amityville Fire Department	2	Closing	\$19,540.00	\$9,770.00	\$0.00	50.00%
Tan Productions, Inc.	Freeport Police Benevolent Association	2	Interim	\$30,045.00	\$15,022.50	\$0.00	50.00%
Tan Productions, Inc.	East Hampton Town Police Benevolent Association	2	Closing	\$30,535.00	\$15,267.50	\$0.00	50.00%

**Pennies for Charity Table 2**  
**Professional Fund Raiser - Alphabetical Order**

PFR Name	NFP Name	Geo Area	Report Type	Gross Receipts	Net to Charity	Uncollected Pledges	% to Charity
Tan Productions, Inc.	Patrolmen's Benevolent Association of Long Beach, New York, Inc	2	Interim	\$31,620.00	\$15,810.00	\$0.00	50.00%
Tan Productions, Inc.	Suffolk County Deputy Sheriff's Benevolent Association	2	Interim	\$32,360.00	\$9,708.00	\$0.00	30.00%
Tan Productions, Inc.	Amityville Patrolmen's Benevolent Association, Inc.	2	Closing	\$36,465.00	\$18,232.50	\$0.00	50.00%
Tan Productions, Inc.	Glen Cove City Police Benevolent Association, Inc.	2	Closing	\$40,285.00	\$20,142.50	\$0.00	50.00%
Tan Productions, Inc.	Port Washington Police Benevolent Association, Inc.	2	Closing	\$41,079.00	\$20,539.50	\$0.00	50.00%
Tan Productions, Inc.	Patrolman's Benevolent Association of Southampton Town, Inc.	2	Closing	\$44,855.00	\$24,670.25	\$0.00	55.00%
Tan Productions, Inc.	Port Washington Police Benevolent Association, Inc.	2	Interim	\$48,823.00	\$24,411.50	\$0.00	50.00%
Tan Productions, Inc.	Suffolk County Police Conference, Inc.	2	Closing	\$52,005.00	\$18,201.75	\$0.00	35.00%
Tan Productions, Inc.	Uniformed Court Officers Association of Suffolk County, Inc.	2	Closing	\$58,575.00	\$23,430.00	\$0.00	40.00%
Tan Productions, Inc.	Suffolk County Deputy Sheriff's Benevolent Association	2	Closing	\$66,324.60	\$19,897.38	\$0.00	30.00%
Tan Productions, Inc.	New York State Court Clerks Association	1	Closing	\$98,680.00	\$39,472.00	\$0.00	40.00%
Telecomp, Inc.	New York-Presbyterian Fund Inc.	8	Closing	\$644,648.00	\$249,346.29	\$243,596.00	38.68%
Telefund, Inc.	National Breast Cancer Coalition	8	Closing	\$7,921.00	(\$1,986.48)	\$5,181.00	-25.08%
Telefund, Inc.	International Campaign for Tibet	8	Closing	\$12,795.00	(\$65.00)	\$24,265.00	-0.51%
Telefund, Inc.	Project Hope-The People-to-People Health Foundation Inc.	8	Closing	\$29,464.00	(\$1,918.05)	\$10,727.00	-6.51%
Telefund, Inc.	Galapagos Conservancy (The)	8	Closing	\$36,510.00	\$12,489.44	\$14,159.00	34.21%
Telefund, Inc.	American Association of University Women, Inc.	8	Closing	\$46,683.00	\$19,712.60	\$8,217.00	42.23%
Telefund, Inc.	Oxfam America, Inc.	8	Closing	\$57,093.00	(\$5,563.00)	\$53,204.00	-9.74%
Telefund, Inc.	Foundation for AIDS Research (The)	1	Closing	\$59,392.00	\$9,385.89	\$9,385.89	15.80%
Telefund, Inc.	People for the American Way	8	Closing	\$70,177.50	\$36,533.34	\$0.00	52.06%
Telefund, Inc.	AOPA Foundation, Inc.	8	Closing	\$76,642.00	\$30,812.42	\$25,063.00	40.20%
Telefund, Inc.	Anti-Defamation League	1	Closing	\$84,607.00	\$14,190.40	\$55,679.00	16.77%
Telefund, Inc.	Women for Women International	8	Closing	\$105,057.98	\$73,356.18	\$0.00	69.82%

**Pennies for Charity Table 2**  
**Professional Fund Raiser - Alphabetical Order**

PFR Name	NFP Name	Geo Area	Report Type	Gross Receipts	Net to Charity	Uncollected Pledges	% to Charity
Telefund, Inc.	Foundation for National Progress	8	Closing	\$195,080.00	\$54,115.20	\$69,479.00	27.74%
Telefund, Inc.	Natural Resources Defense Council Inc	1	Closing	\$237,778.37	(\$167,807.48)	\$325,460.63	-70.57%
Telefund, Inc.	National Association for the Advancement of Colored People	8	Closing	\$247,207.08	\$21,390.83	\$290,391.92	8.65%
Telefund, Inc.	National Organization for Women Inc	8	Closing	\$270,375.79	\$91,405.08	\$109,213.21	33.81%
Telefund, Inc.	NARAL Pro-Choice America	8	Closing	\$292,231.25	\$172,747.53	\$24,975.75	59.11%
Telefund, Inc.	Planned Parenthood Action Fund, Inc.	1	Closing	\$595,479.00	\$377,649.40	\$0.00	63.42%
Telefund, Inc.	Planned Parenthood Federation of America Inc.	1	Closing	\$614,451.29	\$261,134.34	\$340,535.71	42.50%
Telefund, Inc.	Amnesty International of the USA, Inc.	1	Closing	\$617,996.31	\$447,179.96	\$0.00	72.36%
Telefund, Inc.	Southern Poverty Law Center Inc.	8	Closing	\$730,406.35	\$349,050.39	\$55,306.65	47.79%
Telefund, Inc.	Sierra Club	8	Closing	\$762,775.82	\$542,925.90	\$0.00	71.18%
Telefund, Inc.	American Civil Liberties Union, Inc.	1	Closing	\$796,977.67	\$178,981.36	\$424,667.33	22.46%
Telefund, Inc.	Human Rights Campaign, Inc.	8	Closing	\$1,020,915.42	\$97,848.79	\$1,022,181.58	9.58%
Telefund, Inc.	American Society for the Prevention of Cruelty to Animals	1	Closing	\$4,792,418.35	\$3,981,987.29	\$0.00	83.09%
Townsell Telecom, Inc.	Yonkers Police Captains, Lieutenants & Sergeants Benevolent Association	3	Closing	\$102,060.00	\$35,618.00	\$0.00	34.90%
Townsell Telecom, Inc.	Police Conference of New York, Inc.	4	Closing	\$226,839.00	\$68,051.70	\$0.00	30.00%
Townsell Telecom, Inc.	Scarsdale Police Benevolent Association, Inc.	3	Closing	\$229,205.00	\$84,971.75	\$0.00	37.07%
Trooper Publishing, Inc.	NYST Benefit Fund, Inc.	4	Closing	\$414,201.00	\$110,920.39	\$0.00	26.78%
William Joseph Morgan d/b/a Northeastern Advertising	Chemung County Emergency Protective, Inc.	6	Closing	\$4,665.00	\$1,632.75	\$0.00	35.00%
William Joseph Morgan d/b/a Northeastern Advertising	Southern Tier Canine Association, Inc.	5	Closing	\$18,000.00	\$7,200.00	\$0.00	40.00%
William Joseph Morgan d/b/a Northeastern Advertising	Police Benevolent Association of Watkins Glen, Inc.	6	Interim	\$20,767.50	\$9,345.38	\$0.00	45.00%
William Joseph Morgan d/b/a Northeastern Advertising	Chemung County Corrections Officers Local #3978	6	Closing	\$21,705.00	\$8,682.00	\$0.00	40.00%
William Joseph Morgan d/b/a Northeastern Advertising	Aeneas McDonald Police Benevolent Association	6	Closing	\$21,890.00	\$8,756.00	\$0.00	40.00%
William Joseph Morgan d/b/a Northeastern Advertising	Police Benevolent Association of Binghamton, New York, Inc.	5	Closing	\$25,367.50	\$10,147.00	\$0.00	40.00%

**Pennies for Charity Table 2**  
**Professional Fund Raiser - Alphabetical Order**

PFR Name	NFP Name	Geo Area	Report Type	Gross Receipts	Net to Charity	Uncollected Pledges	% to Charity
William Joseph Morgan d/b/a Northeastern Advertising	Broome County Sheriff's Law Enforcement Officers Association	5	Closing	\$26,982.50	\$13,491.25	\$0.00	50.00%
Xentel, Inc.	Police Officer Defense Fund of New York State, Inc.	3	Interim	\$35,599.00	\$5,339.85	\$19,219.00	15.00%
Xentel, Inc.	New York State Union of Police Associations, Inc.	3	Interim	\$75,808.00	\$11,371.20	\$41,981.00	15.00%
Xentel, Inc.	Police Conference of New York, Inc.	4	Interim	\$199,174.50	\$29,876.18	\$67,096.00	15.00%
Xentel, Inc.	Department of New York Veterans of Foreign Wars of the United States, Inc.	4	Interim	\$429,755.40	\$64,463.31	\$120,429.00	15.00%
Xentel, Inc.	New York State Association of Chiefs of Police, Inc.	4	Closing	\$456,992.00	\$91,398.40	\$363,185.00	20.00%
Xentel, Inc.	New York AMVETS, Inc.	2	Interim	\$649,322.01	\$70,000.00	\$89,087.00	10.78%
Your Voice Media, Inc.	League of Conservation Voters, Inc.	8	Closing	\$36,404.00	\$16,219.50	\$0.00	44.55%
Your Voice Media, Inc.	Jane Goodall Institute for Wildlife Research, Education and Conservation (The)	8	Interim	\$41,082.00	\$18,776.00	\$0.00	45.70%
Your Voice Media, Inc.	NAACP Legal Defense and Educational Fund, Inc.	1	Closing	\$51,055.50	\$20,685.00	\$0.00	40.51%
Your Voice Media, Inc.	People for the American Way	8	Interim	\$132,621.00	\$4,282.00	\$0.00	3.23%
Your Voice Media, Inc.	Amnesty International of the USA, Inc.	1	Interim	\$219,120.00	\$90,725.00	\$0.00	41.40%
Your Voice Media, Inc.	NARAL Pro-Choice America	8	Interim	\$278,803.00	\$142,451.50	\$0.00	51.09%
Your Voice Media, Inc.	Amnesty International of the USA, Inc.	1	Interim	\$313,942.00	\$170,565.50	\$0.00	54.33%
			<b>Totals:</b>	<b>\$249,265,366.95</b>	<b>\$94,481,767.79</b>	<b>\$53,935,574.57</b>	<b>37.90%</b>

# Pennies for Charity

## Table 3

### Charitable Organizations By % to Charity

2012 Telemarketing Campaigns

**Pennies for Charity Table 3**  
**Charitable Organizations - By % to Charity**

NFP Name	PFR Name	Geo Area	Report Type	Gross Receipts	Net to Charity	Uncollected Pledges	% to Charity
Nuclear Information and Resource Service	Hudson Bay Company of Illinois, Inc.	8	Closing	\$305.00	\$305.00	\$0.00	100.00%
ChildFund International, USA	InfoCision, Inc.	8	Closing	\$3,962,435.29	\$3,832,311.61	\$0.00	96.72%
New York Shakespeare Festival	SD&A Teleservices, Inc.	1	Closing	\$406,030.00	\$373,547.60	\$0.00	92.00%
United States Merchant Marine Academy Alumni Foundation, Inc.	AFRC, Inc.	2	Closing	\$647,219.71	\$565,362.71	\$0.00	87.35%
Christian Appalachian Project Inc	Public Interest Communications, Inc.	8	Closing	\$2,851,281.47	\$2,454,856.89	\$0.00	86.10%
University of Connecticut Law School Foundation, Inc.	RuffaloCODY, LLC	8	Interim	\$43,555.00	\$36,593.50	\$9,595.00	84.02%
American Society for the Prevention of Cruelty to Animals	Telefund, Inc.	1	Closing	\$4,792,418.35	\$3,981,987.29	\$0.00	83.09%
GEVA THEATRE CENTER INC	SD&A Teleservices, Inc.	6	Closing	\$3,836.00	\$3,109.88	\$0.00	81.07%
Unitarian Universalist Service Committee Inc.	Public Interest Communications, Inc.	8	Closing	\$335,454.25	\$270,091.60	\$0.00	80.52%
American Society for the Prevention of Cruelty to Animals	Donor Services Group, LLC	1	Closing	\$4,498,238.00	\$3,614,485.35	\$0.00	80.35%
Association of the Graduates of the United States Military Academy	AFRC, Inc.	3	Closing	\$2,006,833.72	\$1,603,193.25	\$550,155.14	79.89%
American Society for the Prevention of Cruelty to Animals	InfoCision, Inc.	1	Closing	\$8,639.00	\$6,863.69	\$0.00	79.45%
USAFA Endowment, Inc.	RuffaloCODY, LLC	8	Closing	\$484,645.95	\$382,880.28	\$70,002.14	79.00%
League of Conservation Voters, Inc.	ComNet Marketing Group, Inc.	8	Closing	\$145,302.00	\$113,764.85	\$0.00	78.30%
Carnegie Hall Corporation	SD&A Teleservices, Inc.	1	Closing	\$1,023.00	\$787.71	\$0.00	77.00%
American Civil Liberties Union, Inc.	SD&A Teleservices, Inc.	1	Closing	\$810,773.00	\$610,337.10	\$0.00	75.28%
League of Women Voters Education Fund	PDR II, Inc.	8	Closing	\$18,408.00	\$13,818.00	\$0.00	75.07%
New York City Ballet, Inc.	SD&A Teleservices, Inc.	1	Closing	\$738,551.47	\$553,913.61	\$0.00	75.00%
Lincoln Center for the Performing Arts, Inc.	SD&A Teleservices, Inc.	1	Closing	\$21,131.00	\$15,848.25	\$0.00	75.00%
Christian Advocates Serving Evangelism Inc	Donor Care Center, Inc.	8	Closing	\$482,053.50	\$355,710.51	\$407,351.00	73.79%
Mountain Lake Public Telecommunications Council, Inc.	ComNet Marketing Group, Inc.	4	Interim	\$34,821.53	\$25,446.19	\$0.00	73.08%
Amnesty International of the USA, Inc.	Telefund, Inc.	1	Closing	\$617,996.31	\$447,179.96	\$0.00	72.36%
Greenpeace, Inc.	Donor Services Group, LLC	8	Closing	\$651,767.00	\$468,507.81	\$11,210.00	71.88%



**Pennies for Charity Table 3**  
**Charitable Organizations - By % to Charity**

NFP Name	PFR Name	Geo Area	Report Type	Gross Receipts	Net to Charity	Uncollected Pledges	% to Charity
Heritage Foundation, Inc. (DC)	GiveRight, Inc.	8	Closing	\$6,051,098.00	\$4,338,848.32	\$935,953.00	71.70%
Medecins Sans Frontieres USA, Inc.	Donor Services Group, LLC	1	Interim	\$2,955,733.00	\$2,108,958.00	\$0.00	71.35%
American Civil Liberties Union, Inc.	Aria Communications Corporation	1	Closing	\$171,538.46	\$122,303.04	\$0.00	71.30%
Sierra Club	Telefund, Inc.	8	Closing	\$762,775.82	\$542,925.90	\$0.00	71.18%
United States Fund for UNICEF	Donor Services Group, LLC	1	Closing	\$1,111,511.07	\$786,517.58	\$158,296.60	70.76%
Women for Women International	Telefund, Inc.	8	Closing	\$105,057.98	\$73,356.18	\$0.00	69.82%
NARAL Pro-Choice America	PDR II, Inc.	8	Closing	\$47,147.00	\$32,827.00	\$0.00	69.63%
United States Coast Guard Academy Alumni Association, Inc.	Harris Connect, LLC	8	Closing	\$153,537.00	\$105,824.66	\$207,519.00	68.92%
Carnegie Hall Corporation	SD&A Teleservices, Inc.	1	Closing	\$1,307,762.56	\$896,857.42	\$0.00	68.58%
Marine Corps Heritage Foundation	Harris Connect, LLC	8	Interim	\$843,544.58	\$577,371.98	\$203,889.90	68.45%
Parents, Families and Friends of Lesbians and Gays, Inc.	Public Interest Communications, Inc.	8	Closing	\$89,838.00	\$61,357.62	\$0.00	68.30%
Rochester Philharmonic Orchestra, Inc.	Bennett Direct, Inc.	6	Interim	\$355,554.00	\$242,597.75	\$33,920.00	68.23%
Special Olympics New York, Inc.	Heritage Company, Inc. (The)	4	Closing	\$567,459.67	\$386,987.44	\$139,269.38	68.20%
Gain International	MDS Communications Corporation	8	Interim	\$59,996.00	\$40,912.00	\$14,428.00	68.19%
Kappa Kappa Gamma Foundation	Aria Communications Corporation	8	Interim	\$48,279.00	\$32,660.07	\$3,111.00	67.65%
League of Conservation Voters, Inc.	SD&A Teleservices, Inc.	8	Closing	\$29,284.00	\$19,780.00	\$0.00	67.55%
Nature Conservancy, Inc. (The)	Fine Line Communications Ltd.	8	Interim	\$1,763.00	\$1,172.16	\$0.00	66.49%
World Wildlife Fund, Inc.	Public Interest Communications, Inc.	8	Closing	\$147,095.00	\$97,102.05	\$0.00	66.01%
Northwestern University	RuffaloCODY, LLC	8	Closing	\$122,725.40	\$79,476.57	\$59,436.16	64.76%
Ballet Theatre Foundation, Inc.	DCM, Inc.	1	Interim	\$576,972.50	\$370,743.98	\$100,035.00	64.26%
WMHT Educational Telecommunications, Inc.	Aria Communications Corporation	4	Closing	\$84,096.00	\$53,755.09	\$22,429.00	63.92%
Restore America's Voice Foundation	InfoCision, Inc.	8	Closing	\$1,220,054.00	\$777,128.26	\$0.00	63.70%
Birthright Israel Foundation	Siegel Marketing Group, Inc.	1	Closing	\$55,101.00	\$35,060.96	\$46,959.00	63.63%

**Pennies for Charity Table 3**  
**Charitable Organizations - By % to Charity**

NFP Name	PFR Name	Geo Area	Report Type	Gross Receipts	Net to Charity	Uncollected Pledges	% to Charity
National Right to Life Committee Inc.	Strategic Direct Marketing	8	Closing	\$45,626.00	\$28,971.50	\$2,217.00	63.50%
Sierra Club	Donor Services Group, LLC	8	Closing	\$561,079.36	\$356,204.36	\$0.00	63.49%
Planned Parenthood Action Fund, Inc.	Telefund, Inc.	1	Closing	\$595,479.00	\$377,649.40	\$0.00	63.42%
AOPA Foundation, Inc.	InfoCision, Inc.	8	Closing	\$198,365.13	\$125,604.68	\$0.00	63.32%
Gay Men's Health Crisis, Inc.	MZA Events, Inc.	1	Closing	\$5,813,180.00	\$3,650,284.00	\$0.00	62.79%
Brooklyn Botanic Garden Corporation	SD&A Teleservices, Inc.	1	Closing	\$128,207.00	\$80,199.00	\$0.00	62.55%
Oxfam America, Inc.	Donor Services Group, LLC	8	Closing	\$413,279.00	\$257,575.52	\$153,500.00	62.32%
Kappa Alpha Theta Foundation	Aria Communications Corporation	8	Interim	\$281,090.36	\$174,228.10	\$63,061.17	61.98%
Planned Parenthood Federation of America Inc.	SD&A Teleservices, Inc.	1	Interim	\$182,468.00	\$112,710.20	\$0.00	61.77%
Jane Goodall Institute for Wildlife Research, Education and Conservation (The)	ComNet Marketing Group, Inc.	8	Interim	\$63,304.22	\$39,057.47	\$0.00	61.70%
League of Women Voters of the United States	Donor Services Group, LLC	8	Closing	\$106,710.00	\$65,242.72	\$28,173.00	61.14%
Food Pantries for the Capital District, Inc.	Capital District Callers, Inc.	4	Interim	\$383,355.00	\$230,013.00	\$0.00	60.00%
Equal Justice USA, Inc.	Hudson Bay Company of Illinois, Inc.	1	Interim	\$3,795.00	\$2,274.60	\$0.00	59.94%
Amnesty International of the USA, Inc.	ComNet Marketing Group, Inc.	1	Interim	\$266,209.00	\$159,111.75	\$0.00	59.77%
National Organization for Women-New York State Inc	Gordon and Schwenkmeyer, Inc.	4	Closing	\$112,000.00	\$66,569.33	\$15,957.00	59.44%
NARAL Pro-Choice America	Telefund, Inc.	8	Closing	\$292,231.25	\$172,747.53	\$24,975.75	59.11%
New York Botanical Garden	ComNet Marketing Group, Inc.	1	Interim	\$69,660.00	\$40,852.66	\$0.00	58.65%
Food for the Hungry, Inc.	MDS Communications Corporation	8	Interim	\$314,278.00	\$184,012.00	\$158,087.00	58.55%
Wilderness Society	ComNet Marketing Group, Inc.	8	Interim	\$338,748.00	\$198,257.61	\$0.00	58.53%
Environmental Defense Fund, Inc.	Public Interest Communications, Inc.	1	Closing	\$316,088.33	\$183,481.82	\$0.00	58.05%
Autism Spectrum Disorder Foundation, Inc.	InfoCision, Inc.	8	Interim	\$111,014.06	\$64,300.46	\$0.00	57.92%
Greenpeace, Inc.	InfoCision, Inc.	8	Closing	\$8,130.00	\$4,669.65	\$0.00	57.44%
American Israel Public Affairs Committee	Siegel Marketing Group, Inc.	8	Closing	\$169,671.72	\$97,436.74	\$107,112.28	57.43%

**Pennies for Charity Table 3**  
**Charitable Organizations - By % to Charity**

NFP Name	PFR Name	Geo Area	Report Type	Gross Receipts	Net to Charity	Uncollected Pledges	% to Charity
Consumers Union of United States, Inc.	Donor Services Group, LLC	3	Closing	\$234,012.00	\$133,947.08	\$59,512.00	57.24%
Heifer Project International, Inc.	MDS Communications Corporation	8	Interim	\$1,063,389.00	\$606,275.00	\$391,186.00	57.01%
Ballet Theatre Foundation, Inc.	DCM, Inc.	1	Closing	\$274,619.75	\$155,646.00	\$20,015.25	56.68%
Arthritis Foundation Inc.	MDS Communications Corporation	8	Interim	\$167,780.00	\$94,969.00	\$131,201.00	56.60%
Carnegie Hall Society, Inc.	DCM, Inc.	1	Closing	\$644,435.00	\$364,405.08	\$0.00	56.55%
National Multiple Sclerosis Society	InfoCision, Inc.	1	Closing	\$73,909.00	\$41,689.33	\$0.00	56.41%
Americans United for Life	MDS Communications Corporation	8	Closing	\$259,816.00	\$145,854.00	\$96,348.00	56.14%
Buffalo Philharmonic Orchestra Society, Inc.	Bennett Direct, Inc.	7	Closing	\$405,000.00	\$227,040.00	\$0.00	56.06%
New York State Tenants & Neighbors Information Service, Inc.	Gordon and Schwenkmeyer, Inc.	1	Closing	\$40,379.00	\$22,612.85	\$7,367.00	56.00%
Phillips Collection (The)	Donor Services Group, LLC	8	Closing	\$21,292.00	\$11,922.00	\$0.00	55.99%
Ashley, Inc.	Keys Direct Marketing & Communications, Inc.	8	Closing	\$10,545.00	\$5,838.75	\$0.00	55.37%
Human Rights Campaign, Inc.	Donor Services Group, LLC	8	Closing	\$1,724,030.00	\$954,116.87	\$997,115.00	55.34%
Beth Israel Deaconess Medical Center, Inc.	Harris Connect, LLC	8	Interim	\$168,661.00	\$93,037.41	\$111,191.00	55.16%
Hunger Action Network of New York State	Capital District Callers, Inc.	4	Interim	\$156,815.00	\$86,248.25	\$0.00	55.00%
Patrolman's Benevolent Association of Southampton Town, Inc.	Tan Productions, Inc.	2	Closing	\$44,855.00	\$24,670.25	\$0.00	55.00%
City College Fund	RuffaloCODY, LLC	1	Closing	\$229,589.25	\$126,137.11	\$0.00	54.94%
League of Conservation Voters, Inc.	ComNet Marketing Group, Inc.	8	Closing	\$104,863.00	\$57,350.75	\$0.00	54.69%
American Lung Association, Inc.	InfoCision, Inc.	8	Closing	\$540,168.66	\$295,382.51	\$0.00	54.68%
State University of Iowa Foundation	RuffaloCODY, LLC	8	Interim	\$733,254.01	\$400,890.73	\$336,345.80	54.67%
WXXI Public Broadcasting Council	Phone Bank Systems, Inc.	6	Interim	\$84,774.17	\$46,254.05	\$40,018.83	54.56%
Sierra Club	SD&A Teleservices, Inc.	8	Closing	\$384,826.43	\$209,440.83	\$0.00	54.42%
Amnesty International of the USA, Inc.	Your Voice Media, Inc.	1	Interim	\$313,942.00	\$170,565.50	\$0.00	54.33%
Queens College Foundation	RuffaloCODY, LLC	1	Closing	\$122,083.05	\$65,917.01	\$26,173.01	53.99%

**Pennies for Charity Table 3**  
**Charitable Organizations - By % to Charity**

NFP Name	PFR Name	Geo Area	Report Type	Gross Receipts	Net to Charity	Uncollected Pledges	% to Charity
B'nai B'rith	BDI Development Group, Inc.	8	Interim	\$756,405.00	\$406,901.00	\$0.00	53.79%
Earthjustice	Donor Services Group, LLC	8	Closing	\$281,577.00	\$150,420.00	\$0.00	53.42%
TelecomPioneers Charitable Foundation	InfoCision, Inc.	8	Closing	\$11,745.00	\$6,252.54	\$0.00	53.24%
Colonie Police Benevolent Association, Inc.	Nordel Publishing, Inc.	4	Closing	\$123,912.00	\$65,660.00	\$0.00	52.99%
Enlisted Association of the New York National Guard	Heritage Company, Inc. (The)	4	Closing	\$24,770.00	\$13,074.32	\$26,549.00	52.78%
People for the American Way	Telefund, Inc.	8	Closing	\$70,177.50	\$36,533.34	\$0.00	52.06%
NFIB Small Business Legal Center	National Capital Teleservices, LLC	8	Closing	\$77,620.00	\$40,371.00	\$35,350.00	52.01%
Memorial Sloan-Kettering Cancer Center	Donor Services Group, LLC	8	Closing	\$1,286,834.79	\$666,835.01	\$382,834.00	51.82%
Environmental Defense Fund, Inc.	Integral Resources, Inc.	1	Interim	\$377,670.18	\$194,085.65	\$12,496.92	51.39%
National Gay and Lesbian Task Force Foundation	Public Interest Communications, Inc.	8	Closing	\$18,807.00	\$9,653.76	\$52,754.00	51.33%
National Right to Life Committee Inc.	InfoCision, Inc.	8	Closing	\$1,246,624.34	\$639,596.28	\$0.00	51.31%
NARAL Pro-Choice America	Your Voice Media, Inc.	8	Interim	\$278,803.00	\$142,451.50	\$0.00	51.09%
Southern Poverty Law Center Inc.	Harris Direct	8	Interim	\$310,048.58	\$158,275.09	\$115,557.42	51.05%
Partners in Health, A Nonprofit Corporation	SD&A Teleservices, Inc.	8	Interim	\$46,575.00	\$23,770.00	\$0.00	51.04%
Police Captains & Lieutenants Association of Erie County, Inc.	Civic Partners, Inc.	7	Closing	\$32,605.00	\$16,610.00	\$0.00	50.94%
Alzheimers Disease and Related Disorders Association, Inc.	InfoCision, Inc.	8	Closing	\$154,616.99	\$78,597.64	\$0.00	50.83%
Rye Country Day School	Lester, Inc.	3	Closing	\$31,967.00	\$16,204.00	\$6,665.00	50.69%
Mothers Against Drunk Driving	DialAmerica Marketing, Inc.	8	Interim	\$351,391.50	\$177,270.74	\$83,126.50	50.45%
Amityville Fire Department	Tan Productions, Inc.	2	Closing	\$19,540.00	\$9,770.00	\$0.00	50.00%
Amityville Patrolmen's Benevolent Association, Inc.	Tan Productions, Inc.	2	Closing	\$36,465.00	\$18,232.50	\$0.00	50.00%
Broome County Sheriff's Law Enforcement Officers Association	William Joseph Morgan d/b/a Northeastern Advertising	5	Closing	\$26,982.50	\$13,491.25	\$0.00	50.00%
Captain William Dale O'Brien Detachment Marine Corps League	Capital District Callers, Inc.	4	Interim	\$16,443.50	\$8,221.75	\$0.00	50.00%
Cornerstone Soup Kitchen & Food Pantry, Inc.	Capital District Callers, Inc.	4	Interim	\$132,584.00	\$66,292.00	\$0.00	50.00%

**Pennies for Charity Table 3**  
**Charitable Organizations - By % to Charity**

NFP Name	PFR Name	Geo Area	Report Type	Gross Receipts	Net to Charity	Uncollected Pledges	% to Charity
East Hampton Town Police Benevolent Association	Tan Productions, Inc.	2	Closing	\$30,535.00	\$15,267.50	\$0.00	50.00%
Electric City Detachment Marine Corps League	Capital District Callers, Inc.	4	Interim	\$15,844.00	\$7,922.00	\$0.00	50.00%
Freeport Police Benevolent Association	Tan Productions, Inc.	2	Interim	\$30,045.00	\$15,022.50	\$0.00	50.00%
Glen Cove City Police Benevolent Association, Inc.	Tan Productions, Inc.	2	Closing	\$40,285.00	\$20,142.50	\$0.00	50.00%
Northeast Mobile Search & Rescue, Inc.	Capital District Callers, Inc.	4	Interim	\$74,086.00	\$37,043.00	\$0.00	50.00%
Northport Police Benevolent Association Inc.	Tan Productions, Inc.	2	Closing	\$19,510.00	\$9,755.00	\$0.00	50.00%
Patrolmen's Benevolent Association of Long Beach, New York, Inc	Tan Productions, Inc.	2	Interim	\$31,620.00	\$15,810.00	\$0.00	50.00%
Port Washington Police Benevolent Association, Inc.	Tan Productions, Inc.	2	Closing	\$41,079.00	\$20,539.50	\$0.00	50.00%
Port Washington Police Benevolent Association, Inc.	Tan Productions, Inc.	2	Interim	\$48,823.00	\$24,411.50	\$0.00	50.00%
Senior Service Centers of the Albany Area, Inc.	Capital District Callers, Inc.	4	Closing	\$64,065.00	\$32,032.50	\$0.00	50.00%
Stop the Violence, Inc.	Capital District Callers, Inc.	4	Interim	\$74,673.00	\$37,336.50	\$0.00	50.00%
Tompkins County Deputy Sheriffs' Association, Inc.	Community Advertising, Inc.	5	Interim	\$50,450.00	\$25,225.00	\$0.00	50.00%
Troy Detachment Marine Corps League, Inc.	Capital District Callers, Inc.	4	Interim	\$16,443.50	\$8,221.75	\$0.00	50.00%
United Breast Cancer Foundation	Capital District Callers, Inc.	2	Interim	\$188,857.00	\$94,428.50	\$0.00	50.00%
Waterford Emergency Team, Inc.	Capital District Callers, Inc.	4	Interim	\$57,654.00	\$28,827.00	\$0.00	50.00%
National Children Leukemia Foundation, Inc.	Associated Community Services, Inc.	1	Interim	\$379,517.43	\$189,758.71	\$0.00	50.00%
Medecins Sans Frontieres USA, Inc.	Donor Services Group, LLC	1	Closing	\$409,385.00	\$204,025.17	\$463,680.00	49.84%
MedicAlert Foundation United States Inc	Directline Technologies, Inc.	8	Closing	\$380,901.22	\$188,901.22	\$96,659.22	49.59%
Crohn's & Colitis Foundation of America, Inc.	InfoCision, Inc.	1	Closing	\$82,553.50	\$40,310.25	\$0.00	48.83%
Planned Parenthood Action Fund, Inc.	PDR II, Inc.	1	Closing	\$93,705.00	\$45,572.00	\$0.00	48.63%
Colonial Williamsburg Foundation	Donor Services Group, LLC	8	Interim	\$258,703.00	\$125,151.87	\$126,659.00	48.38%
Concerned Women for America	InfoCision, Inc.	8	Closing	\$1,513,894.16	\$731,656.96	\$0.00	48.33%
Religious Coalition for Reproductive Choice Inc.	PDR II, Inc.	8	Closing	\$16,283.00	\$7,838.00	\$0.00	48.14%

**Pennies for Charity Table 3**  
**Charitable Organizations - By % to Charity**

NFP Name	PFR Name	Geo Area	Report Type	Gross Receipts	Net to Charity	Uncollected Pledges	% to Charity
Autism Spectrum Disorder Foundation, Inc.	Associated Community Services, Inc.	8	Closing	\$85,841.04	\$41,203.70	\$0.00	48.00%
Southern Poverty Law Center Inc.	Telefund, Inc.	8	Closing	\$730,406.35	\$349,050.39	\$55,306.65	47.79%
National Right to Life Committee Inc.	MDS Communications Corporation	8	Interim	\$138,884.00	\$66,125.00	\$48,569.00	47.61%
World Wildlife Fund, Inc.	Donor Services Group, LLC	8	Closing	\$444,680.87	\$211,157.87	\$120,520.00	47.49%
National Museum of Women in the Arts Inc	PDR II, Inc.	8	Closing	\$143,783.00	\$68,207.00	\$0.00	47.44%
American Civil Liberties Union, Inc.	Donor Services Group, LLC	1	Closing	\$479,860.50	\$227,459.92	\$82,958.50	47.40%
Organic Consumers Association	Hudson Bay Company of Illinois, Inc.	8	Closing	\$300,088.36	\$141,400.81	\$95,175.04	47.12%
Tea Party Patriots, Inc.	Capitol Resources, Inc.	8	Closing	\$843,766.49	\$395,873.26	\$578,602.90	46.92%
Leadership Institute	GiveRight, Inc.	8	Closing	\$24,631.00	\$11,515.17	\$8,320.00	46.75%
Cooperative for Assistance and Relief Everywhere Inc	MDS Communications Corporation	8	Interim	\$1,704,706.00	\$785,743.00	\$652,425.00	46.09%
Holt International Children's Services, Inc.	MDS Communications Corporation	8	Interim	\$35,698.00	\$16,394.00	\$22,005.00	45.92%
Western New York Public Broadcasting Association	Phone Bank Systems, Inc.	7	Interim	\$114,815.40	\$52,682.98	\$15,046.66	45.88%
Jane Goodall Institute for Wildlife Research, Education and Conservation (The)	Your Voice Media, Inc.	8	Interim	\$41,082.00	\$18,776.00	\$0.00	45.70%
Planned Parenthood Federation of America Inc.	PDR II, Inc.	1	Closing	\$223,465.00	\$101,828.00	\$0.00	45.57%
Ronald Reagan Presidential Foundation	Strategic Direct Marketing	8	Interim	\$60,177.67	\$27,348.87	\$30,757.33	45.45%
National Right to Life Committee Inc.	Strategic Direct Marketing	8	Interim	\$465,612.47	\$210,603.47	\$92,523.53	45.23%
National Parkinson Foundation, Inc.	Donor Care Center, Inc.	8	Closing	\$119,726.91	\$54,097.60	\$5,623.00	45.18%
Children's Cancer Recovery Foundation	Associated Community Services, Inc.	8	Interim	\$4,085,181.12	\$1,839,172.80	\$0.00	45.02%
Breast Cancer Society, Inc.	Associated Community Services, Inc.	8	Closing	\$10,530,553.50	\$4,739,107.74	\$0.00	45.00%
Police Benevolent Association of Watkins Glen, Inc.	William Joseph Morgan d/b/a Northeastern Advertising	6	Interim	\$20,767.50	\$9,345.38	\$0.00	45.00%
American Association For Cancer Support, Inc.	Associated Community Services, Inc.	8	Interim	\$177,261.91	\$79,767.86	\$0.00	45.00%
Defeat Diabetes Foundation, Inc.	Capital District Callers, Inc.	8	Interim	\$60,999.00	\$27,449.55	\$0.00	45.00%
Deputies Association of the County of Steuben	Community Advertising, Inc.	6	Closing	\$61,945.00	\$27,875.25	\$0.00	45.00%

**Pennies for Charity Table 3**  
**Charitable Organizations - By % to Charity**

NFP Name	PFR Name	Geo Area	Report Type	Gross Receipts	Net to Charity	Uncollected Pledges	% to Charity
Horseheads Police Benevolent Association, Inc.	Community Advertising, Inc.	6	Closing	\$67,165.00	\$30,224.25	\$0.00	45.00%
Saratoga County Deputy Sheriff's PBA	Nordel Publishing, Inc.	4	Closing	\$26,865.00	\$12,089.25	\$0.00	45.00%
Breast Cancer Charities of America, Inc.	Associated Community Services, Inc.	8	Interim	\$4,709,569.52	\$2,119,306.24	\$0.00	45.00%
Law Enforcement Education Program	Associated Community Services, Inc.	8	Interim	\$1,117,875.76	\$503,044.07	\$0.00	45.00%
Circle of Friends for American Veterans	Associated Community Services, Inc.	8	Interim	\$496,830.58	\$223,573.75	\$0.00	45.00%
Animal Protection Foundation	Associated Community Services, Inc.	8	Interim	\$109,004.65	\$49,052.09	\$0.00	45.00%
Veterans Support Foundation	<b>Associated Community Services, Inc.</b>	8	Interim	<b>\$3,731,910.10</b>	<b>\$1,679,359.44</b>	<b>\$0.00</b>	<b>45.00%</b>
Firefighters Support Services, Inc.	Associated Community Services, Inc.	8	Interim	\$1,927,361.47	\$867,312.60	\$0.00	45.00%
Foundation for American Veterans, Inc.	Associated Community Services, Inc.	8	Interim	\$5,460,101.93	\$2,457,045.68	\$0.00	45.00%
Operation Lookout National Center for Missing Youth	Associated Community Services, Inc.	8	Interim	\$24,710.54	\$11,119.74	\$0.00	45.00%
League of Conservation Voters, Inc.	Your Voice Media, Inc.	8	Closing	\$36,404.00	\$16,219.50	\$0.00	44.55%
Long Island Pythian Council	Leal Associates, Inc.	2	Closing	\$40,521.00	\$18,010.50	\$0.00	44.45%
United Farm Workers of America	Gordon and Schwenkmeyer, Inc.	8	Closing	\$209,718.28	\$92,957.71	\$75,648.48	44.33%
Putnam County Sheriff's Department Police Benevolent Association	Community Services, Inc.	3	Interim	\$48,841.00	\$21,490.04	\$0.00	44.00%
Life Issues Institute Inc.	MDS Communications Corporation	8	Interim	\$42,964.00	\$18,860.00	\$17,119.00	43.90%
Morristown Memorial Health Foundation, Inc.	PDR II, Inc.	8	Closing	\$63,124.00	\$27,614.00	\$0.00	43.75%
National Children's Cancer Society Inc	Heritage Company, Inc. (The)	8	Closing	\$2,532,457.46	\$1,107,399.33	\$1,002,581.57	43.73%
International Fellowship of Christians and Jews Inc.	InfoCision, Inc.	8	Closing	\$2,192,928.26	\$958,842.44	\$0.00	43.72%
Christian Advocates Serving Evangelism Inc	MDS Communications Corporation	8	Closing	\$1,032,722.00	\$442,433.00	\$290,000.00	42.84%
World Wildlife Fund, Inc.	Harris Direct	8	Closing	\$146,376.26	\$62,369.22	\$10,600.74	42.61%
Foundation of Hudson Valley Hospital Center, Inc. (The)	Lester, Inc.	3	Closing	\$34,419.00	\$14,659.00	\$22,441.00	42.59%
Planned Parenthood Federation of America Inc.	Telefund, Inc.	1	Closing	\$614,451.29	\$261,134.34	\$340,535.71	42.50%
American Association of University Women, Inc.	Telefund, Inc.	8	Closing	\$46,683.00	\$19,712.60	\$8,217.00	42.23%

**Pennies for Charity Table 3**  
**Charitable Organizations - By % to Charity**

NFP Name	PFR Name	Geo Area	Report Type	Gross Receipts	Net to Charity	Uncollected Pledges	% to Charity
Government Accountability Project, Inc.	Hudson Bay Company of Illinois, Inc.	8	Interim	\$70,934.50	\$29,907.01	\$18,858.00	42.16%
Police Benevolent Association of Elmira, New York Inc.	Community Advertising, Inc.	6	Closing	\$59,570.00	\$25,019.40	\$0.00	42.00%
Croton Police Association, Inc.	Community Services, Inc.	3	Closing	\$52,082.00	\$21,874.44	\$0.00	42.00%
National Wildlife Federation	Donor Services Group, LLC	8	Closing	\$38,212.00	\$15,985.69	\$30,105.00	41.83%
Humane Society of the United States, Inc. (The)	Donor Services Group, LLC	8	Interim	\$2,411,595.00	\$1,007,101.00	\$2,280,272.00	41.76%
New York State Right to Life Committee, Inc.	Capitol Resources, Inc.	4	Closing	\$15,341.00	\$6,397.25	\$8,640.00	41.70%
New Jersey Symphony Orchestra	DCM, Inc.	8	Closing	\$162,960.30	\$67,928.84	\$0.00	41.68%
Multiple Sclerosis Association of America Inc.	Heritage Company, Inc. (The)	8	Closing	\$2,745,082.45	\$1,137,717.85	\$1,375,262.00	41.45%
Amnesty International of the USA, Inc.	Your Voice Media, Inc.	1	Interim	\$219,120.00	\$90,725.00	\$0.00	41.40%
NARAL Pro-Choice America	Harris Direct	8	Closing	\$552,453.13	\$227,738.63	\$174,986.87	41.22%
Richard J. Caron Foundation	AFRC, Inc.	8	Interim	\$37,367.50	\$15,371.00	\$14,655.00	41.13%
Erie County Association of Chiefs of Police, Inc.	Civic Partners, Inc.	7	Closing	\$36,753.00	\$15,000.00	\$0.00	40.81%
NAACP Legal Defense and Educational Fund, Inc.	Your Voice Media, Inc.	1	Closing	\$51,055.50	\$20,685.00	\$0.00	40.51%
Wilderness Society	Harris Direct	8	Closing	\$18,821.50	\$7,575.20	\$0.00	40.25%
AOPA Foundation, Inc.	Telefund, Inc.	8	Closing	\$76,642.00	\$30,812.42	\$25,063.00	40.20%
National Rifle Association of America	InfoCision, Inc.	8	Interim	\$9,844,867.44	\$3,941,288.25	\$0.00	40.03%
Aeneas McDonald Police Benevolent Association	William Joseph Morgan d/b/a Northeastern Advertising	6	Closing	\$21,890.00	\$8,756.00	\$0.00	40.00%
Chemung County Corrections Officers Local #3978	William Joseph Morgan d/b/a Northeastern Advertising	6	Closing	\$21,705.00	\$8,682.00	\$0.00	40.00%
Elmira Heights Police Benevolent Association, Inc.	Community Advertising, Inc.	6	Interim	\$37,255.00	\$14,902.00	\$0.00	40.00%
Ithaca Police Benevolent Association	Community Advertising, Inc.	5	Closing	\$47,795.00	\$19,118.00	\$0.00	40.00%
New York State Court Clerks Association	Tan Productions, Inc.	1	Closing	\$98,680.00	\$39,472.00	\$0.00	40.00%
Police Benevolent Association of Binghamton, New York, Inc.	William Joseph Morgan d/b/a Northeastern Advertising	5	Closing	\$25,367.50	\$10,147.00	\$0.00	40.00%
Police Benevolent Association of the City of White Plains Inc.	Division 1 Calling Center, Inc.	3	Interim	\$67,605.00	\$27,042.00	\$0.00	40.00%



**Pennies for Charity Table 3**  
**Charitable Organizations - By % to Charity**

NFP Name	PFR Name	Geo Area	Report Type	Gross Receipts	Net to Charity	Uncollected Pledges	% to Charity
Southern Tier Canine Association, Inc.	William Joseph Morgan d/b/a Northeastern Advertising	5	Closing	\$18,000.00	\$7,200.00	\$0.00	40.00%
Suffolk County Police Athletic League, Inc.	D & D Telemarketing, Inc.	2	Interim	\$102,296.00	\$40,918.40	\$0.00	40.00%
Suffolk County Police Memorial Fund, Inc.	D & D Telemarketing, Inc.	2	Closing	\$117,630.00	\$47,052.00	\$0.00	40.00%
Uniformed Court Officers Association of Suffolk County, Inc.	Tan Productions, Inc.	2	Closing	\$58,575.00	\$23,430.00	\$0.00	40.00%
Putnam County Volunteer Fireman's Association, Inc.	Community Services, Inc.	3	Interim	\$75,952.00	\$30,380.80	\$0.00	40.00%
American Council of the Blind Inc.	Integral Resources, Inc.	8	Interim	\$214,409.72	\$85,724.80	\$70,088.47	39.98%
Leukemia and Lymphoma Society Inc.	InfoCision, Inc.	3	Closing	\$626,530.52	\$250,175.53	\$0.00	39.93%
Farm Sanctuary, Inc.	Public Interest Communications, Inc.	6	Closing	\$151,238.00	\$60,318.63	\$0.00	39.88%
Appalachian Mountain Club	PDR II, Inc.	8	Closing	\$91,065.00	\$36,150.00	\$0.00	39.70%
Cayuga Club Police Benevolent Association, Inc.	Spotlight Music Productions, Inc.	7	Closing	\$34,238.00	\$13,505.00	\$0.00	39.44%
American Diabetes Association Inc.	InfoCision, Inc.	8	Closing	\$2,458,248.00	\$967,357.30	\$0.00	39.35%
American Institute for Cancer Research, Inc.	InfoCision, Inc.	8	Closing	\$149,194.31	\$58,398.39	\$0.00	39.14%
AFS-USA, Inc.	PDR II, Inc.	1	Closing	\$83,867.00	\$32,693.00	\$0.00	38.98%
Foundation Fighting Blindness, Inc.	Strategic Direct Marketing	8	Interim	\$237,303.00	\$92,410.50	\$122,243.97	38.94%
New York-Presbyterian Fund Inc.	Telecomp, Inc.	8	Closing	\$644,648.00	\$249,346.29	\$243,596.00	38.68%
Allegany County Deputy Sheriffs Association Inc.	Community Advertising, Inc.	7	Interim	\$51,230.00	\$19,467.40	\$0.00	38.00%
Crystal City Police Benevolent Association, Inc.	Community Advertising, Inc.	6	Interim	\$48,780.00	\$18,536.40	\$0.00	38.00%
Endicott Police Benevolent Association Inc	Community Advertising, Inc.	5	Closing	\$35,965.00	\$13,666.70	\$0.00	38.00%
Oneonta Police Benevolent Association	Community Advertising, Inc.	5	Interim	\$49,185.00	\$18,690.30	\$0.00	38.00%
Vestal Police Benevolent Association, Inc.	Community Advertising, Inc.	5	Interim	\$65,165.00	\$24,762.70	\$0.00	38.00%
March of Dimes Foundation	InfoCision, Inc.	3	Closing	\$1,603,072.43	\$601,982.47	\$0.00	37.55%
Scarsdale Police Benevolent Association, Inc.	Townsell Telecom, Inc.	3	Closing	\$229,205.00	\$84,971.75	\$0.00	37.07%
American Diabetes Association Inc.	InfoCision, Inc.	8	Closing	\$275,520.70	\$101,974.70	\$0.00	37.01%

**Pennies for Charity Table 3**  
**Charitable Organizations - By % to Charity**

NFP Name	PFR Name	Geo Area	Report Type	Gross Receipts	Net to Charity	Uncollected Pledges	% to Charity
Ten Lives Club, Inc.	Directele, Inc.	7	Closing	\$95,592.90	\$35,369.37	\$0.00	37.00%
Ronald McDonald House of New York, Inc.	MDS Communications Corporation	1	Closing	\$30,149.00	\$11,093.00	\$15,490.00	36.79%
Oxfam America, Inc.	Harris Direct	8	Interim	\$136,777.00	\$49,937.80	\$21,600.00	36.51%
Mothers Against Drunk Driving	Heritage Company, Inc. (The)	8	Closing	\$2,315,164.42	\$844,968.27	\$0.00	36.50%
National Trust for Historic Preservation in the United States	Donor Services Group, LLC	8	Closing	\$196,371.00	\$71,606.00	\$84,860.00	36.46%
Project Hope-The People-to-People Health Foundation Inc.	Public Interest Communications, Inc.	8	Closing	\$39,130.00	\$14,175.15	\$0.00	36.23%
Feeding America	Strategic Direct Marketing	8	Interim	\$202,010.84	\$72,396.39	\$79,802.16	35.84%
Sierra Club	Public Interest Communications, Inc.	8	Closing	\$73,864.00	\$26,354.00	\$0.00	35.68%
New York Public Radio	Aria Communications Corporation	1	Closing	\$159,307.95	\$56,339.96	\$70,480.77	35.37%
Suffolk County Detective Investigators Police Benevolent Association	D & D Telemarketing, Inc.	2	Closing	\$92,963.50	\$32,537.23	\$0.00	35.00%
Correction Officers Benevolent Association of Rockland County, Inc.	National Benefit Company	3	Interim	\$42,766.00	\$14,968.10	\$0.00	35.00%
Rockland County Sheriffs Deputies Association Inc.	National Benefit Company	3	Interim	\$90,437.00	\$31,652.95	\$0.00	35.00%
Spring Valley Policemens Benevolent Association	National Benefit Company	3	Closing	\$34,672.00	\$12,135.20	\$0.00	35.00%
Uniformed Firefighters Association of the City of Mount Vernon NY, Inc.	Division 1 Calling Center, Inc.	3	Interim	\$39,792.00	\$13,927.20	\$0.00	35.00%
Village of Ossining Policemens Benevolent Association, Inc.	National Benefit Company	3	Interim	\$25,726.00	\$9,004.10	\$0.00	35.00%
Chemung County Emergency Protective, Inc.	William Joseph Morgan d/b/a Northeastern Advertising	6	Closing	\$4,665.00	\$1,632.75	\$0.00	35.00%
Chenango County Law Enforcement Association	Community Advertising, Inc.	5	Interim	\$44,060.00	\$15,421.00	\$0.00	35.00%
Delaware County Deputy Sheriff's Police Benevolent Association Inc.	Community Advertising, Inc.	3	Interim	\$44,125.00	\$15,443.75	\$0.00	35.00%
Eastchester Police Benevolent Association	Division 1 Calling Center, Inc.	3	Interim	\$14,895.00	\$5,213.25	\$0.00	35.00%
Eastchester Professional Firefighters Local 916	S & M Enterprises, Inc.	3	Interim	\$21,820.00	\$7,637.00	\$2,975.00	35.00%
Otsego County Deputy Sheriffs Police Benevolent Association	Community Advertising, Inc.	5	Closing	\$53,350.00	\$18,672.50	\$0.00	35.00%
Owego Police Benevolent Association	Community Advertising, Inc.	5	Closing	\$37,915.00	\$13,270.25	\$0.00	35.00%
Police Association of the City of Yonkers, Inc.	Division 1 Calling Center, Inc.	3	Interim	\$88,416.00	\$30,945.60	\$0.00	35.00%

**Pennies for Charity Table 3**  
**Charitable Organizations - By % to Charity**

NFP Name	PFR Name	Geo Area	Report Type	Gross Receipts	Net to Charity	Uncollected Pledges	% to Charity
Police Athletic League of Yonkers Foundation, Inc.	Division 1 Calling Center, Inc.	3	Interim	\$75,275.00	\$26,346.25	\$0.00	35.00%
Suffolk County Police Conference, Inc.	Tan Productions, Inc.	2	Closing	\$52,005.00	\$18,201.75	\$0.00	35.00%
Breast Cancer Society, Inc.	Directele, Inc.	8	Interim	\$260,605.37	\$91,211.87	\$0.00	35.00%
Yonkers Police Captains, Lieutenants & Sergeants Benevolent Association	Townsell Telecom, Inc.	3	Closing	\$102,060.00	\$35,618.00	\$0.00	34.90%
Woman to Woman Breast Cancer Foundation, Inc.	Directele, Inc.	8	Closing	\$183,660.59	\$63,981.21	\$0.00	34.84%
Jane Goodall Institute for Wildlife Research, Education and Conservation (The)	Donor Services Group, LLC	8	Closing	\$54,539.00	\$18,943.85	\$29,775.00	34.73%
Gay & Lesbian Alliance Against Defamation Inc.	SD&A Teleservices, Inc.	8	Closing	\$89,247.00	\$30,949.00	\$0.00	34.68%
Easter Seals Inc.	Strategic Direct Marketing	8	Interim	\$241,900.45	\$83,874.45	\$150,944.55	34.67%
Longwood Gardens, Inc.	ComNet Marketing Group, Inc.	8	Interim	\$96,326.00	\$33,343.50	\$0.00	34.62%
Depew Police Benevolent Association, Inc.	Spotlight Music Productions, Inc.	7	Closing	\$29,167.00	\$10,018.00	\$0.00	34.35%
Galapagos Conservancy (The)	Telefund, Inc.	8	Closing	\$36,510.00	\$12,489.44	\$14,159.00	34.21%
National Organization for Women Inc	Telefund, Inc.	8	Closing	\$270,375.79	\$91,405.08	\$109,213.21	33.81%
Middletown NY Police Benevolent Association	National Benefit Company	3	Interim	\$45,515.50	\$15,009.10	\$0.00	32.98%
People for the American Way	ComNet Marketing Group, Inc.	8	Closing	\$172,417.28	\$56,854.78	\$0.00	32.98%
United States Fund for UNICEF	PDR II, Inc.	1	Closing	\$476,820.00	\$156,930.00	\$0.00	32.91%
New York State Association of Chiefs of Police, Inc.	Civic Partners, Inc.	4	Closing	\$245,666.00	\$80,819.00	\$0.00	32.90%
Family Research Council Inc	Capitol Resources, Inc.	8	Interim	\$680.00	\$221.18	\$0.00	32.53%
Children's Wish Foundation International Inc	Heritage Company, Inc. (The)	8	Interim	\$5,667,990.24	\$1,837,121.96	\$2,180,753.80	32.41%
National Federation of the Blind of New York State, Inc.	Capital District Callers, Inc.	1	Interim	\$145,130.00	\$46,441.60	\$0.00	32.00%
National Peace Academy, Inc.	Hudson Bay Company of Illinois, Inc.	8	Closing	\$2,835.00	\$889.75	\$0.00	31.38%
Planned Parenthood Federation of America Inc.	Aria Communications Corporation	1	Closing	\$37,082.15	\$11,636.00	\$3,788.22	31.38%
Greenburgh Uniformed Firefighters Association, Inc.	S & M Enterprises, Inc.	3	Closing	\$26,950.00	\$8,354.50	\$3,375.00	31.00%
Police Benevolent Association of Pleasantville, New York, Inc.	S & M Enterprises, Inc.	3	Closing	\$22,325.00	\$6,920.75	\$2,800.00	31.00%

**Pennies for Charity Table 3**  
**Charitable Organizations - By % to Charity**

NFP Name	PFR Name	Geo Area	Report Type	Gross Receipts	Net to Charity	Uncollected Pledges	% to Charity
Uniformed Fire Fighters Association of the City of New Rochelle, Inc.	S & M Enterprises, Inc.	3	Interim	\$43,235.00	\$13,402.85	\$4,935.00	31.00%
Buffalo Police Benevolent Association, Inc.	Campaign Headquarters, Inc.	7	Closing	\$142,416.50	\$44,149.11	\$0.00	31.00%
Sullivan County Patrolmens Benevolent Association	Robert Grimm d/b/a Mako Enterprises	3	Closing	\$21,507.00	\$6,500.00	\$0.00	30.22%
United Breast Cancer Foundation	Heritage Company, Inc. (The)	2	Interim	\$860,912.71	\$258,520.48	\$458,731.44	30.03%
Ossining Police Athletic League	Spotlight Music Productions, Inc.	3	Interim	\$31,958.00	\$9,591.00	\$0.00	30.01%
Fraternal Order of Police Empire State Lodge, Inc.	Corporations for Character, L.C.	2	Interim	\$238,747.82	\$71,624.35	\$1,663,405.26	30.00%
Orange County K-9 Association, Inc.	National Benefit Company	3	Closing	\$33,579.00	\$10,073.70	\$0.00	30.00%
Broome County Humane Society and Relief Association	Community Advertising, Inc.	5	Closing	\$36,805.00	\$11,041.50	\$0.00	30.00%
Cheektowaga Police Captains and Lieutenants Association, Inc.	Civic Partners, Inc.	7	Closing	\$43,230.00	\$12,969.00	\$0.00	30.00%
Monticello Policemen's Benevolent Association, Inc.	National Benefit Company	3	Closing	\$29,260.00	\$8,778.00	\$0.00	30.00%
Oswego County Lodge-NYS Lodge #1 of the Fraternal Order of Police	Spotlight Music Productions, Inc.	5	Closing	\$20,830.00	\$6,249.00	\$0.00	30.00%
Police Conference of New York, Inc.	Townsell Telecom, Inc.	4	Closing	\$226,839.00	\$68,051.70	\$0.00	30.00%
Police Fresh Air Fund of Westchester County, Inc.	Division 1 Calling Center, Inc.	3	Interim	\$13,482.00	\$4,044.60	\$0.00	30.00%
Shomrai Tzedek Society, Inc.	Tan Productions, Inc.	1	Closing	\$220.00	\$66.00	\$0.00	30.00%
Suffolk County Deputy Sheriff's Benevolent Association	Tan Productions, Inc.	2	Interim	\$32,360.00	\$9,708.00	\$0.00	30.00%
Suffolk County Deputy Sheriff's Benevolent Association	Tan Productions, Inc.	2	Closing	\$66,324.60	\$19,897.38	\$0.00	30.00%
Town Police Fraternity Inc.	Herbert J. Corbett d/b/a Starlet Music Productions	3	Closing	\$44,652.00	\$13,395.60	\$0.00	30.00%
ACT for America, Inc.	MDS Communications Corporation	8	Interim	\$74,285.00	\$21,993.00	\$65,935.00	29.61%
Glens Falls Police Benevolent Association	Civic Partners, Inc.	4	Closing	\$22,322.00	\$6,500.00	\$0.00	29.12%
Save the Children Federation Inc.	Donor Care Center, Inc.	8	Closing	\$771,088.80	\$221,635.37	\$462,368.66	28.74%
Operation Smile Inc.	Strategic Direct Marketing	8	Interim	\$2,082,583.45	\$595,031.45	\$1,011,018.40	28.57%
Christian Advocates Serving Evangelism Inc	InfoCision, Inc.	8	Interim	\$5,783,890.34	\$1,636,003.43	\$0.00	28.29%
American Heart Association, Inc.	InfoCision, Inc.	8	Closing	\$1,102,085.36	\$308,320.93	\$0.00	27.98%

**Pennies for Charity Table 3**  
**Charitable Organizations - By % to Charity**

NFP Name	PFR Name	Geo Area	Report Type	Gross Receipts	Net to Charity	Uncollected Pledges	% to Charity
Gay Men's Health Crisis, Inc.	Donor Services Group, LLC	1	Closing	\$33,073.00	\$9,212.00	\$18,773.00	27.85%
Mothers Against Drunk Driving	Heritage Company, Inc. (The)	8	Closing	\$409,359.40	\$113,962.00	\$0.00	27.84%
Foundation for National Progress	Telefund, Inc.	8	Closing	\$195,080.00	\$54,115.20	\$69,479.00	27.74%
University of Colorado Foundation, Inc.	RuffaloCODY, LLC	8	Closing	\$1,205,243.63	\$334,269.20	\$541,929.26	27.73%
League of Conservation Voters, Inc.	Harris Direct	8	Closing	\$75,127.60	\$20,714.92	\$12,481.60	27.57%
New York State Association of PBA's Inc	John T. MacDonald d/b/a Mac Communications	2	Closing	\$69,426.76	\$18,957.69	\$0.00	27.31%
American Association for the Advancement of Science	Donor Services Group, LLC	8	Closing	\$28,105.00	\$7,614.00	\$12,562.00	27.09%
American Institute for Cancer Research, Inc.	InfoCision, Inc.	8	Closing	\$1,011,212.00	\$273,417.89	\$0.00	27.04%
Planned Parenthood Federation of America Inc.	Donor Services Group, LLC	1	Closing	\$835,703.88	\$225,936.88	\$609,055.00	27.04%
National Association for the Advancement of Colored People	SD&A Teleservices, Inc.	8	Closing	\$44,706.00	\$12,054.90	\$41,331.00	26.96%
NYST Benefit Fund, Inc.	Trooper Publishing, Inc.	4	Closing	\$414,201.00	\$110,920.39	\$0.00	26.78%
Empire State Association of the Deaf, Inc.	Heritage Company, Inc. (The)	7	Closing	\$20,811.00	\$5,500.00	\$8,852.00	26.43%
Sierra Club	PDR II, Inc.	8	Closing	\$1,346,509.75	\$355,402.75	\$100.00	26.39%
Concerned Women for America Legislative Action Committee	Donor Care Center, Inc.	8	Closing	\$126,358.74	\$33,299.01	\$84,010.00	26.35%
Shriners International	Civic Partners, Inc.	4	Closing	\$115,215.00	\$30,000.00	\$0.00	26.04%
South Lockport Fire Company, Inc.	Spotlight Music Productions, Inc.	7	Interim	\$39,086.00	\$9,797.00	\$0.00	25.07%
Plattsburgh Police Local 812	Spotlight Music Productions, Inc.	4	Closing	\$10,569.00	\$2,644.00	\$0.00	25.02%
Orleans County Deputy Sheriffs Association, Inc.	Spotlight Music Productions, Inc.	7	Interim	\$21,871.00	\$5,470.00	\$0.00	25.01%
Cheektowaga Police Captains and Lieutenants Association, Inc.	Civic Partners, Inc.	7	Closing	\$43,634.00	\$10,911.50	\$0.00	25.01%
Cyprus Temple of the A A O N M S of Albany New York / Shriners International	Civic Partners, Inc.	4	Closing	\$5,335.00	\$1,334.00	\$0.00	25.00%
Badge and Shield Club, Inc.	Campaign Headquarters, Inc.	7	Interim	\$85,718.00	\$21,429.50	\$0.00	25.00%
Erie Mounted Division, Inc.	Campaign Headquarters, Inc.	7	Closing	\$29,797.00	\$7,449.25	\$0.00	25.00%
Rockland County Society for the Prevention of Cruelty to Children	National Benefit Company	3	Closing	\$16,385.00	\$4,096.25	\$0.00	25.00%

**Pennies for Charity Table 3**  
**Charitable Organizations - By % to Charity**

NFP Name	PFR Name	Geo Area	Report Type	Gross Receipts	Net to Charity	Uncollected Pledges	% to Charity
Firemen's Memorial Exhibit Center of Western New York	Guaranteed Integrity, Inc.	7	Closing	\$41,247.50	\$10,311.87	\$0.00	25.00%
Kiwanis Club of Rochester New York, Inc.	Support Services of New York, Inc.	6	Interim	\$17,505.00	\$4,376.00	\$0.00	25.00%
Tea Party Patriots, Inc.	Strategic Direct Marketing	8	Closing	\$1,298,704.01	\$324,348.01	\$879,246.00	24.97%
Rutherford Institute	MDS Communications Corporation	8	Interim	\$9,315.00	\$2,315.00	\$4,705.00	24.85%
American Film Institute, Inc.	Donor Services Group, LLC	8	Closing	\$27,885.00	\$6,906.54	\$22,095.00	24.77%
Operation Lookout National Center for Missing Youth	Corporations for Character, L.C.	8	Interim	\$131,023.10	\$32,089.48	\$697,497.17	24.49%
Foundation for National Progress	Aria Communications Corporation	8	Closing	\$20,206.00	\$4,941.61	\$1,924.50	24.46%
Planned Parenthood Action Fund, Inc.	Donor Services Group, LLC	1	Closing	\$57,258.00	\$13,982.00	\$27,249.00	24.42%
United States Olympic Committee	Strategic Direct Marketing	1	Interim	\$2,573,498.39	\$613,470.19	\$964,006.70	23.84%
Women for Women International	PDR II, Inc.	8	Closing	\$42,703.00	\$10,111.00	\$0.00	23.68%
Arthritis Foundation Inc.	Strategic Direct Marketing	8	Closing	\$95,008.36	\$22,484.76	\$63,381.54	23.67%
Compassion & Choices	Donor Services Group, LLC	8	Closing	\$96,448.00	\$22,639.88	\$39,154.00	23.47%
Food and Water Watch	Hudson Bay Company of Illinois, Inc.	8	Closing	\$23,020.00	\$5,310.49	\$13,843.00	23.07%
New York State Association of Chiefs of Police, Inc.	Campaign Center, Inc. (The)	4	Interim	\$180,285.30	\$41,465.61	\$0.00	23.00%
American Civil Liberties Union, Inc.	Telefund, Inc.	1	Closing	\$796,977.67	\$178,981.36	\$424,667.33	22.46%
American Civil Liberties Union, Inc.	PDR II, Inc.	1	Closing	\$415,576.00	\$92,610.00	\$0.00	22.28%
People for the Ethical Treatment of Animals Inc.	InfoCision, Inc.	8	Closing	\$271,893.48	\$60,318.18	\$0.00	22.18%
Promenade Nationale Corporation	Heritage Company, Inc. (The)	8	Interim	\$138,757.42	\$30,675.99	\$64,071.00	22.11%
Anti-Defamation League	Integral Resources, Inc.	1	Interim	\$46,472.35	\$10,183.48	\$8,974.69	21.91%
Planned Parenthood Action Fund, Inc.	Aria Communications Corporation	1	Closing	\$15,270.15	\$3,317.00	\$2,415.76	21.72%
Operation Smile Inc.	Strategic Direct Marketing	8	Closing	\$2,024,535.02	\$437,199.04	\$934,069.91	21.60%
Jewish Federations of North America, Inc.	Siegel Marketing Group, Inc.	1	Closing	\$105,062.25	\$22,496.82	\$146,113.75	21.41%
Navy League of the United States	Harris Connect, LLC	8	Interim	\$348,909.75	\$73,097.75	\$280,411.18	20.95%

**Pennies for Charity Table 3**  
**Charitable Organizations - By % to Charity**

NFP Name	PFR Name	Geo Area	Report Type	Gross Receipts	Net to Charity	Uncollected Pledges	% to Charity
National Foundation for Cancer Research, Inc.	InfoCision, Inc.	8	Closing	\$176,295.80	\$36,589.80	\$0.00	20.75%
Wellstone Action	PDR II, Inc.	8	Closing	\$33,455.00	\$6,859.00	\$0.00	20.50%
Prospect Park Alliance, Inc.	SD&A Teleservices, Inc.	1	Closing	\$39,523.00	\$8,048.00	\$0.00	20.36%
American Foundation for Disabled Children, Inc.,	Safety Publications, Inc.	1	Closing	\$60,887.58	\$12,177.52	\$14,050.00	20.00%
VietNow National Headquarters, Inc.	Menacola Marketing, Inc.	8	Interim	\$162,049.48	\$32,409.90	\$17,836.60	20.00%
Cancer Fund of America Inc	Corporations for Character, L.C.	8	Interim	\$340,634.80	\$68,126.96	\$0.00	20.00%
Huntington Long Island Detachment Marine Corps League	Campaign Center, Inc. (The)	2	Interim	\$20,265.00	\$4,053.00	\$0.00	20.00%
Long Island Responds	Mure Associates, Inc.	2	Interim	\$186,209.00	\$37,241.80	\$0.00	20.00%
Nassau County Council Veterans of Foreign Wars of the United States, Inc.	Campaign Center, Inc. (The)	2	Interim	\$148,280.00	\$29,656.00	\$0.00	20.00%
Police Conference of New York, Inc.	Community Cares United LLC	4	Interim	\$29,415.00	\$5,883.00	\$0.00	20.00%
Suffolk County Detachment Marine Corps League	Campaign Center, Inc. (The)	2	Interim	\$12,802.00	\$2,560.40	\$0.00	20.00%
Bi-County Helpline for Abuse Against Women and Children, Inc.	Mure Associates, Inc.	2	Interim	\$69,182.00	\$13,836.40	\$0.00	20.00%
Breast Cancer Funds for Research, Inc.	Mure Associates, Inc.	2	Interim	\$38,526.00	\$7,705.20	\$0.00	20.00%
Buffalo Police Benevolent Association, Inc.	Campaign Headquarters, Inc.	7	Closing	\$42,359.50	\$8,471.90	\$0.00	20.00%
Department of New York Veterans of Foreign Wars of the United States, Inc.	Civic Partners, Inc.	4	Closing	\$140,853.00	\$28,170.60	\$0.00	20.00%
Manor Park Seniors Ltd	Campaign Center, Inc. (The)	2	Interim	\$14,476.00	\$2,895.20	\$0.00	20.00%
National Caregiving Foundation	Heritage Company, Inc. (The)	8	Interim	\$563,227.25	\$112,645.45	\$586,242.30	20.00%
New York State Association of Chiefs of Police, Inc.	Xentel, Inc.	4	Closing	\$456,992.00	\$91,398.40	\$363,185.00	20.00%
Firefighters Charitable Foundation, Inc.	Menacola Marketing, Inc.	2	Interim	\$118,525.31	\$23,705.06	\$5,799.69	20.00%
New York Vietnam Veterans Foundation Inc	Associated Community Services, Inc.	3	Interim	\$340,651.28	\$68,130.25	\$0.00	20.00%
Cancer Fund of America Inc	Associated Community Services, Inc.	8	Closing	\$2,178,208.23	\$432,929.13	\$0.00	19.88%
Parents, Families and Friends of Lesbians and Gays, Inc.	Donor Services Group, LLC	8	Closing	\$11,686.00	\$2,319.00	\$3,646.00	19.84%
National Veterans Services Fund, Inc.	Bee, L. C.	8	Interim	\$295,230.00	\$58,460.00	\$88,007.26	19.80%

**Pennies for Charity Table 3**  
**Charitable Organizations - By % to Charity**

NFP Name	PFR Name	Geo Area	Report Type	Gross Receipts	Net to Charity	Uncollected Pledges	% to Charity
Amnesty International of the USA, Inc.	Keys Direct Marketing & Communications, Inc.	1	Interim	\$41,319.00	\$8,156.75	\$0.00	19.74%
Medecins Sans Frontieres USA, Inc.	Harris Direct	1	Closing	\$619,490.24	\$120,454.54	\$65,000.76	19.44%
American Association of University Women, Inc.	ComNet Marketing Group, Inc.	8	Closing	\$8,958.50	\$1,662.30	\$0.00	18.56%
B'nai B'rith	Donor Services Group, LLC	8	Closing	\$39,200.00	\$7,253.00	\$22,418.00	18.50%
Erie Mounted Division, Inc.	Campaign Headquarters, Inc.	7	Closing	\$11,179.50	\$2,012.31	\$0.00	18.00%
Student Conservation Association Inc.	Donor Services Group, LLC	8	Closing	\$44,815.00	\$8,018.73	\$12,903.00	17.89%
People for the Ethical Treatment of Animals Inc.	Public Interest Communications, Inc.	8	Closing	\$286,760.31	\$51,142.42	\$220,893.68	17.83%
Tompkins Cortland Community College Foundation	Lester, Inc.	5	Closing	\$9,015.00	\$1,601.00	\$4,170.00	17.76%
Smile Train, Inc.	InfoCision, Inc.	1	Closing	\$1,204,870.77	\$213,280.68	\$0.00	17.70%
New York Cares Inc	Gordon and Schwenkmeyer, Inc.	1	Interim	\$33,527.63	\$5,930.94	\$4,599.00	17.69%
Children's Cancer Recovery Foundation	Contract Communications, Inc.	8	Interim	\$760,520.00	\$133,091.00	\$66,620.00	17.50%
Children with Hair Loss, Inc.	Associated Community Services, Inc.	8	Interim	\$966,272.57	\$169,093.65	\$0.00	17.50%
Anti-Defamation League	Telefund, Inc.	1	Closing	\$84,607.00	\$14,190.40	\$55,679.00	16.77%
Anti-Defamation League	SD&A Teleservices, Inc.	1	Closing	\$54,657.00	\$9,081.20	\$0.00	16.61%
National Cancer Coalition, Inc.	Bee, L. C.	8	Interim	\$169,556.00	\$27,922.00	\$134,672.00	16.47%
National Association for the Advancement of Colored People	Donor Services Group, LLC	8	Closing	\$179,838.00	\$29,477.44	\$146,050.00	16.39%
Easter Seals Inc.	InfoCision, Inc.	8	Closing	\$16,350.50	\$2,622.06	\$0.00	16.04%
American Children's Society, Inc.	Bristol Marketing Associates, Inc.	8	Interim	\$2,915.00	\$466.40	\$8,971.00	16.00%
Veterans of Foreign Wars of the United States	MDS Communications Corporation	8	Closing	\$1,807,681.00	\$288,681.00	\$921,308.00	15.97%
Foundation for AIDS Research (The)	Telefund, Inc.	1	Closing	\$59,392.00	\$9,385.89	\$9,385.89	15.80%
Roger Wyburn-Mason & Jack M Blount Foundation for Eradication of Rheumatoid Disease Inc	Bee, L. C.	8	Interim	\$98,383.00	\$15,278.00	\$54,818.00	15.53%
International Fellowship of Christians and Jews Inc.	Donor Care Center, Inc.	8	Closing	\$126,412.88	\$19,586.21	\$85,800.12	15.49%
Students for Life of America, Inc.	MDS Communications Corporation	8	Interim	\$206,256.00	\$31,791.00	\$120,548.00	15.41%



**Pennies for Charity Table 3**  
**Charitable Organizations - By % to Charity**

NFP Name	PFR Name	Geo Area	Report Type	Gross Receipts	Net to Charity	Uncollected Pledges	% to Charity
Children's Cancer Fund of America	Associated Community Services, Inc.	8	Interim	\$4,342,884.89	\$662,661.69	\$0.00	15.26%
Operation Lookout National Center for Missing Youth	Midwest Publishing - DN, Inc.	8	Closing	\$152,971.00	\$22,946.00	\$0.00	15.00%
Woman to Woman Breast Cancer Foundation, Inc.	Menacola Marketing, Inc.	8	Interim	\$73,915.10	\$11,087.27	\$4,100.10	15.00%
American Veterans Foundation	Menacola Marketing, Inc.	8	Closing	\$97,923.25	\$14,688.49	\$0.00	15.00%
Police Conference of New York, Inc.	Xentel, Inc.	4	Interim	\$199,174.50	\$29,876.18	\$67,096.00	15.00%
Breast Cancer Survivors Foundation, Inc.	Campaign Center, Inc. (The)	8	Interim	\$267,687.50	\$40,153.13	\$0.00	15.00%
National Police Defense Foundation Inc.	Menacola Marketing, Inc.	8	Interim	\$135,548.25	\$20,332.24	\$7,283.75	15.00%
Long Island State Park Police Benevolent Association, Inc.	Campaign Center, Inc. (The)	2	Interim	\$73,795.66	\$11,069.35	\$0.00	15.00%
National Children Leukemia Foundation, Inc.	Insight Teleservices, Inc.	1	Interim	\$284,105.05	\$42,615.76	\$213,078.75	15.00%
National Police Defense Foundation Inc.	Menacola Marketing, Inc.	8	Interim	\$649,098.77	\$97,364.82	\$71,986.89	15.00%
American Foundation for Disabled Children, Inc.,	Menacola Marketing, Inc.	1	Closing	\$4,653.00	\$697.95	\$214.00	15.00%
New York State Union of Police Associations, Inc.	Xentel, Inc.	3	Interim	\$75,808.00	\$11,371.20	\$41,981.00	15.00%
Police Officer Defense Fund of New York State, Inc.	Xentel, Inc.	3	Interim	\$35,599.00	\$5,339.85	\$19,219.00	15.00%
Defeat Diabetes Foundation, Inc.	Campaign Center, Inc. (The)	8	Interim	\$29,157.00	\$4,373.55	\$0.00	15.00%
Department of New York Veterans of Foreign Wars of the United States, Inc.	Xentel, Inc.	4	Interim	\$429,755.40	\$64,463.31	\$120,429.00	15.00%
Disabled Police and Sheriffs Foundation, Inc.	Menacola Marketing, Inc.	8	Closing	\$7,910.00	\$1,186.50	\$1,276.00	15.00%
East End Detachment Marine Corps League, Inc.	Campaign Center, Inc. (The)	2	Interim	\$44,730.00	\$6,709.50	\$0.00	15.00%
Firefighters Burn Fund, Inc.	Menacola Marketing, Inc.	8	Interim	\$75,144.00	\$11,271.60	\$6,626.00	15.00%
Firefighters Support Foundation, Inc.	Menacola Marketing, Inc.	8	Closing	\$107,943.00	\$16,191.45	\$12,193.00	15.00%
Good Charity, Inc.	Insight Teleservices, Inc.	8	Interim	\$3,012,508.00	\$451,876.20	\$5,477,287.00	15.00%
Reserve Police Officers Association	Residential Programs, Inc.	3	Closing	\$10,312.00	\$1,546.80	\$20,000.00	15.00%
Breast Cancer Survivors Foundation, Inc.	Menacola Marketing, Inc.	8	Interim	\$203,453.34	\$30,518.00	\$12,576.66	15.00%
National Vietnam Veterans Foundation, Inc.	Menacola Marketing, Inc.	8	Closing	\$43,385.29	\$6,507.79	\$5,979.71	15.00%

**Pennies for Charity Table 3**  
**Charitable Organizations - By % to Charity**

NFP Name	PFR Name	Geo Area	Report Type	Gross Receipts	Net to Charity	Uncollected Pledges	% to Charity
NYS Park Police PBA, Inc.	Midwest Publishing - DN, Inc.	2	Closing	\$347,487.00	\$52,123.00	\$0.00	15.00%
New York State Association of PBA's Inc	Midwest Publishing - DN, Inc.	2	Interim	\$256,587.00	\$38,488.00	\$0.00	15.00%
New York State Association of PBA's Inc	Menacola Marketing, Inc.	2	Interim	\$7,067.90	\$1,060.18	\$411.10	15.00%
Tea Party Patriots, Inc.	MDS Communications Corporation	8	Interim	\$936,652.00	\$137,322.00	\$826,177.00	14.66%
Nature Conservancy, Inc. (The)	Donor Services Group, LLC	8	Closing	\$1,184,232.00	\$173,229.89	\$363,234.00	14.63%
Cancer Fund of America Inc	Bee, L. C.	8	Interim	\$185,777.00	\$27,114.00	\$27,114.00	14.59%
Humane Society of the United States, Inc. (The)	Donor Care Center, Inc.	8	Closing	\$70,560.00	\$9,912.13	\$4,114.66	14.05%
Cancer Fund of America Inc	Insight Teleservices, Inc.	8	Interim	\$734,083.46	\$102,771.68	\$873,848.81	14.00%
Committee for Missing Children Inc. d/b/a/ Committee For Missing and Abused Children	Midwest Publishing - DN, Inc.	8	Interim	\$533,292.00	\$71,994.00	\$0.00	13.50%
Project Cure, Inc.	Bee, L. C.	8	Interim	\$1,482,958.00	\$199,228.00	\$381,397.00	13.43%
Partnership for a Drug Free America Inc.	DialAmerica Marketing, Inc.	1	Interim	\$191,938.62	\$25,126.10	\$26,757.44	13.09%
Special Olympics New York, Inc.	DialAmerica Marketing, Inc.	4	Interim	\$931,566.74	\$121,299.45	\$174,312.50	13.02%
Firefighters Charitable Foundation, Inc.	Midwest Publishing - DN, Inc.	2	Interim	\$623,555.00	\$81,062.00	\$0.00	13.00%
Wishing Well Foundation USA, Inc.	Contract Communications, Inc.	8	Interim	\$366,024.00	\$47,583.00	\$16,255.00	13.00%
Mothers Against Drunk Driving	DialAmerica Marketing, Inc.	8	Interim	\$2,721,900.35	\$353,656.78	\$299,288.69	12.99%
Alliance Defending Freedom	Strategic Direct Marketing	8	Closing	\$111,941.12	\$14,184.02	\$25,471.95	12.67%
New York State Association of PBA's Inc	Residential Programs, Inc.	2	Closing	\$164,739.50	\$20,592.44	\$135,000.00	12.50%
Kids Wish Network Inc.	JAK Productions, Inc.	8	Interim	\$1,639,957.22	\$201,769.32	\$0.00	12.30%
Association for Police Officers, Inc.	Menacola Marketing, Inc.	3	Interim	\$301,832.89	\$36,428.99	\$37,492.11	12.07%
Firefighters Charitable Foundation, Inc.	JAK Productions, Inc.	2	Interim	\$3,087,581.10	\$371,954.32	\$0.00	12.05%
American Lebanese Syrian Associated Charities Inc.	MDS Communications Corporation	8	Closing	\$1,701,444.00	\$202,304.00	\$1,514,925.00	11.89%
Heart Support of America, Inc.	Bee, L. C.	8	Interim	\$310,738.00	\$35,998.00	\$150,842.00	11.58%
Fund for Animals, Inc.	Donor Services Group, LLC	8	Interim	\$22,694.00	\$2,608.13	\$13,644.00	11.49%

**Pennies for Charity Table 3**  
**Charitable Organizations - By % to Charity**

NFP Name	PFR Name	Geo Area	Report Type	Gross Receipts	Net to Charity	Uncollected Pledges	% to Charity
National Vietnam Veterans Foundation, Inc.	Midwest Publishing - DN, Inc.	8	Interim	\$815,905.00	\$89,750.00	\$0.00	11.00%
National Wildlife Federation	PDR II, Inc.	8	Closing	\$78,830.00	\$8,601.00	\$0.00	10.91%
New York AMVETS, Inc.	Xentel, Inc.	2	Interim	\$649,322.01	\$70,000.00	\$89,087.00	10.78%
American College	Harris Connect, LLC	8	Closing	\$80,930.88	\$8,230.88	\$146,570.12	10.17%
Amnesty International of the USA, Inc.	Public Interest Communications, Inc.	1	Closing	\$300,701.00	\$30,502.93	\$0.00	10.14%
American Federation of Police and Concerned Citizens, Inc.	Midwest Publishing - DN, Inc.	8	Closing	\$411,996.00	\$41,200.00	\$0.00	10.00%
Woman to Woman Breast Cancer Foundation, Inc.	Midwest Publishing - DN, Inc.	8	Interim	\$1,519,186.00	\$151,919.00	\$0.00	10.00%
International Union of Police Associations AFL-CIO	Residential Programs, Inc.	8	Interim	\$36,937.45	\$3,693.75	\$0.00	10.00%
Firefighters Support Foundation, Inc.	Residential Programs, Inc.	8	Interim	\$52,461.45	\$5,246.15	\$0.00	10.00%
Caring For Our Children Foundation	Midwest Publishing - DN, Inc.	8	Interim	\$318,680.00	\$31,868.00	\$0.00	10.00%
Center For Cancer Research Funding, Inc.	Menacola Marketing, Inc.	8	Interim	\$41,578.00	\$4,157.80	\$2,184.00	10.00%
Westchester County Correction Officers Benevolent Association, Inc.	Spotlight Music Productions, Inc.	3	Closing	\$12,080.00	\$1,208.00	\$0.00	10.00%
Operation Lookout National Center for Missing Youth	Insight Teleservices, Inc.	8	Closing	\$123,279.00	\$12,327.90	\$117,408.50	10.00%
Association for Firefighters and Paramedics, Inc.	Safety Publications, Inc.	8	Interim	\$407,013.42	\$40,701.34	\$101,750.00	10.00%
Cancer Fund of America Inc	Menacola Marketing, Inc.	8	Interim	\$35,128.94	\$3,512.89	\$1,514.00	10.00%
Cancer Survivors' Fund	Midwest Publishing - DN, Inc.	8	Interim	\$924,123.00	\$92,412.00	\$0.00	10.00%
International Union of Police Associations AFL-CIO	JAK Productions, Inc.	8	Interim	\$2,687,473.99	\$266,313.62	\$0.00	9.91%
Planned Parenthood Action Fund, Inc.	Integral Resources, Inc.	1	Interim	\$379,201.07	\$37,001.10	\$347,484.37	9.76%
Human Rights Campaign, Inc.	Telefund, Inc.	8	Closing	\$1,020,915.42	\$97,848.79	\$1,022,181.58	9.58%
Mercy Corps	Donor Services Group, LLC	8	Closing	\$383,862.00	\$33,851.00	\$212,510.00	8.82%
Planned Parenthood Federation of America Inc.	Integral Resources, Inc.	1	Interim	\$774,480.59	\$67,587.25	\$707,423.57	8.73%
National Association for the Advancement of Colored People	Telefund, Inc.	8	Closing	\$247,207.08	\$21,390.83	\$290,391.92	8.65%
Union of Concerned Scientists, Inc.	Donor Services Group, LLC	8	Closing	\$90,813.00	\$7,565.31	\$52,591.00	8.33%

**Pennies for Charity Table 3**  
**Charitable Organizations - By % to Charity**

NFP Name	PFR Name	Geo Area	Report Type	Gross Receipts	Net to Charity	Uncollected Pledges	% to Charity
Queensborough Community College Fund, Inc.	Lester, Inc.	1	Closing	\$12,086.00	\$936.00	\$3,113.00	7.74%
Social Security Institute	InfoCision, Inc.	8	Closing	\$233,684.22	\$17,589.55	\$0.00	7.53%
American Association of University Women, Inc.	Gordon and Schwenkmeyer, Inc.	8	Closing	\$57,024.00	\$4,271.92	\$53,253.00	7.49%
Humane Society of the United States, Inc. (The)	PDR II, Inc.	8	Interim	\$233,598.00	\$16,911.00	\$0.00	7.24%
Citizens United	InfoCision, Inc.	8	Closing	\$4,124,598.00	\$283,705.70	\$0.00	6.88%
Humane Society Legislative Fund	Donor Services Group, LLC	8	Interim	\$29,238.00	\$1,904.00	\$13,087.00	6.51%
People for the American Way	Harris Direct	8	Closing	\$20,031.00	\$1,258.75	\$7,919.00	6.28%
Care Net	Strategic Direct Marketing	8	Interim	\$76,326.04	\$4,663.94	\$72,996.96	6.11%
Military Order of the Purple Heart Service Foundation, Inc.	New York Donor Services LLC	8	Interim	\$670,031.19	\$36,649.60	\$0.00	5.47%
Tea Party Patriots, Inc.	Strategic Direct Marketing	8	Interim	\$1,361,488.53	\$65,921.50	\$1,366,031.10	4.84%
University of Connecticut Foundation, Inc.	RuffaloCODY, LLC	8	Closing	\$507,204.85	\$23,024.69	\$240,764.70	4.54%
Faith and Freedom Coalition, Inc.	InfoCision, Inc.	8	Closing	\$1,020,214.51	\$45,922.05	\$0.00	4.50%
Doris Day Animal League	Donor Services Group, LLC	8	Interim	\$59,827.00	\$2,689.00	\$38,832.00	4.49%
League of Conservation Voters, Inc.	Integral Resources, Inc.	8	Interim	\$448,979.37	\$19,193.07	\$315,237.75	4.27%
Cooperative for Assistance and Relief Everywhere Inc	Donor Services Group, LLC	8	Closing	\$164,455.00	\$6,214.46	\$25,664.00	3.78%
People for the American Way	Your Voice Media, Inc.	8	Interim	\$132,621.00	\$4,282.00	\$0.00	3.23%
Physicians Committee for Responsible Medicine, Inc.	Donor Services Group, LLC	8	Closing	\$91,461.00	\$2,918.31	\$34,787.00	3.19%
Easter Seals Inc.	InfoCision, Inc.	8	Closing	\$1,401,611.29	\$40,352.58	\$0.00	2.88%
People for the Ethical Treatment of Animals Inc.	Donor Services Group, LLC	8	Closing	\$290,116.00	\$7,545.00	\$291,436.00	2.60%
Family Research Council Inc	MDS Communications Corporation	8	Interim	\$616,038.00	\$14,019.00	\$583,709.00	2.28%
H. Lee Moffitt Cancer Center and Research Institute Foundation, Inc.	Harris Connect, LLC	8	Interim	\$360,817.27	\$6,793.00	\$176,395.73	1.88%
Trustees of the Corcoran Gallery of Art	ComNet Marketing Group, Inc.	8	Closing	\$9,140.25	\$125.12	\$0.00	1.37%
Environmental Defense Fund, Inc.	ComNet Marketing Group, Inc.	1	Interim	\$113,723.13	\$1,312.93	\$0.00	1.15%

**Pennies for Charity Table 3**  
**Charitable Organizations - By % to Charity**

NFP Name	PFR Name	Geo Area	Report Type	Gross Receipts	Net to Charity	Uncollected Pledges	% to Charity
National Organization for Marriage	Capitol Resources, Inc.	8	Closing	\$49,725.80	\$506.37	\$50,324.20	1.02%
Planned Parenthood Federation of America Inc.	Harris Direct	1	Interim	\$93,147.62	\$945.93	\$30,788.38	1.02%
Catholic Advocate	Confluent Impact Communications, LLC	8	Closing	\$17,494.00	\$174.94	\$0.00	1.00%
Montpelier Foundation (The)	Harris Connect, LLC	8	Closing	\$71,621.15	\$698.57	\$123,008.66	0.98%
Nora Lam Chinese Ministries International	InfoCision, Inc.	8	Closing	\$219,085.00	\$1,419.24	\$0.00	0.65%
League of Women Voters of the United States	PDR II, Inc.	8	Closing	\$24,682.00	\$49.00	\$0.00	0.20%
American Leprosy Missions Inc.	InfoCision, Inc.	8	Closing	\$90,117.33	\$131.25	\$0.00	0.15%
Humane Society of the United States, Inc. (The)	InfoCision, Inc.	8	Closing	\$109,718.19	\$100.69	\$0.00	0.09%
U S English, Inc.	InfoCision, Inc.	8	Closing	\$23,215.45	\$4.80	\$0.00	0.02%
AUL Action, NFP	MDS Communications Corporation	8	Closing	\$123,515.00	\$0.00	\$74,412.00	0.00%
Concerned Women for America Legislative Action Committee	InfoCision, Inc.	8	Closing	\$176,638.05	\$0.00	\$0.00	0.00%
Cross International, Inc.	InfoCision, Inc.	8	Closing	\$200,721.12	\$0.00	\$0.00	0.00%
Family Research Council Action	InfoCision, Inc.	8	Closing	\$261,948.04	\$0.00	\$0.00	0.00%
Judicial Watch Inc.	MDS Communications Corporation	8	Interim	\$313,025.00	\$0.00	\$251,492.00	0.00%
National Cancer Coalition, Inc.	Bee, L. C.	8	Closing	\$205.00	\$0.00	\$0.00	0.00%
Appalachian Mountain Club	ComNet Marketing Group, Inc.	8	Interim	\$78,343.00	(\$183.08)	\$0.00	-0.23%
International Campaign for Tibet	Telefund, Inc.	8	Closing	\$12,795.00	(\$65.00)	\$24,265.00	-0.51%
Natural Resources Defense Council Inc	SD&A Teleservices, Inc.	1	Closing	\$199,876.00	(\$1,524.25)	\$160,240.00	-0.76%
National Parks Conservation Association	PDR II, Inc.	8	Closing	\$119,002.00	(\$2,135.00)	\$0.00	-1.79%
Unbound	Strategic Direct Marketing	8	Interim	\$113,354.00	(\$2,543.68)	\$63,430.00	-2.24%
University of Connecticut Law School Foundation, Inc.	RuffaloCODY, LLC	8	Closing	\$5,360.00	(\$121.59)	\$1,550.00	-2.27%
Natural Resources Defense Council Inc	PDR II, Inc.	1	Closing	\$76,897.00	(\$1,754.00)	\$0.00	-2.28%
Museum of Science	ComNet Marketing Group, Inc.	8	Interim	\$17,233.00	(\$649.32)	\$0.00	-3.77%

**Pennies for Charity Table 3**  
**Charitable Organizations - By % to Charity**

NFP Name	PFR Name	Geo Area	Report Type	Gross Receipts	Net to Charity	Uncollected Pledges	% to Charity
National Peace Academy, Inc.	Hudson Bay Company of Illinois, Inc.	8	Interim	\$7,397.00	(\$293.54)	\$760.00	-3.97%
Food and Water Watch	Hudson Bay Company of Illinois, Inc.	8	Interim	\$25,175.00	(\$1,305.26)	\$10,212.00	-5.18%
Planned Parenthood Federation of America Inc.	Gordon and Schwenkmeyer, Inc.	1	Interim	\$445,055.29	(\$24,417.72)	\$334,363.00	-5.49%
Amyotrophic Lateral Sclerosis Association	Strategic Direct Marketing	8	Interim	\$29,027.00	(\$1,728.70)	\$23,804.00	-5.96%
Project Hope-The People-to-People Health Foundation Inc.	Telefund, Inc.	8	Closing	\$29,464.00	(\$1,918.05)	\$10,727.00	-6.51%
Dutchess Community College Foundation, Inc.	Lester, Inc.	3	Closing	\$15,290.00	(\$1,062.00)	\$10,105.00	-6.95%
National Parks Conservation Association	Donor Services Group, LLC	8	Closing	\$269,221.00	(\$21,053.19)	\$204,413.00	-7.82%
Vermont ETV Inc.	PDR II, Inc.	8	Closing	\$109,393.00	(\$9,502.00)	\$0.00	-8.69%
NARAL Pro-Choice America	Gordon and Schwenkmeyer, Inc.	8	Interim	\$105,804.00	(\$9,197.47)	\$68,719.00	-8.69%
Southern Poverty Law Center Inc.	Donor Services Group, LLC	8	Closing	\$49,890.00	(\$4,770.47)	\$31,193.00	-9.56%
Oxfam America, Inc.	Telefund, Inc.	8	Closing	\$57,093.00	(\$5,563.00)	\$53,204.00	-9.74%
International Rescue Committee, Inc.	Donor Services Group, LLC	1	Closing	\$102,245.00	(\$11,104.18)	\$73,418.00	-10.86%
Defenders of Wildlife Inc.	PDR II, Inc.	8	Closing	\$5,668.00	(\$668.00)	\$0.00	-11.79%
Nature Conservancy, Inc. (The)	Strategic Direct Marketing	8	Closing	\$103,324.00	(\$12,734.90)	\$67,147.00	-12.33%
African Wildlife Foundation	Public Interest Communications, Inc.	8	Closing	\$20,823.00	(\$2,683.77)	\$0.00	-12.89%
League of Conservation Voters, Inc.	Gordon and Schwenkmeyer, Inc.	8	Closing	\$75,992.68	(\$10,166.58)	\$33,319.68	-13.38%
National Audubon Society, Inc.	Donor Services Group, LLC	1	Closing	\$39,525.00	(\$5,710.00)	\$42,606.00	-14.45%
American Lung Association, Inc.	Strategic Direct Marketing	8	Interim	\$296,016.40	(\$44,993.60)	\$214,632.60	-15.20%
United States Olympic Committee	InfoCision, Inc.	1	Interim	\$18,613.45	(\$3,029.15)	\$0.00	-16.27%
Vermont ETV Inc.	ComNet Marketing Group, Inc.	8	Interim	\$5,723.00	(\$953.02)	\$0.00	-16.65%
Wilderness Society	ComNet Marketing Group, Inc.	8	Closing	\$96,659.00	(\$16,169.80)	\$0.00	-16.73%
STATEN ISLAND ACADEMY	Lester, Inc.	1	Closing	\$1,645.00	(\$280.00)	\$315.00	-17.02%
Cross International, Inc.	Donor Care Center, Inc.	8	Closing	\$224,345.67	(\$39,718.72)	\$204,976.25	-17.70%

**Pennies for Charity Table 3**  
**Charitable Organizations - By % to Charity**

NFP Name	PFR Name	Geo Area	Report Type	Gross Receipts	Net to Charity	Uncollected Pledges	% to Charity
Center for Victims of Torture	PDR II, Inc.	8	Closing	\$13,668.00	(\$2,453.00)	\$0.00	-17.95%
Center for Biological Diversity, Inc.	PDR II, Inc.	8	Closing	\$14,289.00	(\$2,822.00)	\$0.00	-19.75%
Liberty Counsel Action	Donor Care Center, Inc.	8	Closing	\$20,991.00	(\$4,378.39)	\$27,603.30	-20.86%
Greenpeace, Inc.	Public Interest Communications, Inc.	8	Closing	\$436,584.29	(\$101,274.63)	\$0.00	-23.20%
Ocean Conservancy Inc.	Aria Communications Corporation	8	Closing	\$27,661.00	(\$6,604.31)	\$10,435.00	-23.88%
National Breast Cancer Coalition	Telefund, Inc.	8	Closing	\$7,921.00	(\$1,986.48)	\$5,181.00	-25.08%
Planetary Society	Harris Direct	8	Interim	\$37,535.75	(\$10,459.51)	\$23,656.25	-27.87%
Amnesty International of the USA, Inc.	Gordon and Schwenkmeyer, Inc.	1	Closing	\$110,072.50	(\$32,370.54)	\$107,232.00	-29.41%
Yosemite Foundation	Public Interest Communications, Inc.	8	Closing	\$31,322.00	(\$9,622.80)	\$7,399.80	-30.72%
Wilderness Society	Gordon and Schwenkmeyer, Inc.	8	Interim	\$14,360.00	(\$4,476.59)	\$6,314.50	-31.17%
Feeding America	PDR II, Inc.	8	Closing	\$249,962.00	(\$79,026.00)	\$0.00	-31.62%
Easter Seals Inc.	Strategic Direct Marketing	8	Closing	\$16,869.00	(\$5,416.55)	\$11,971.00	-32.11%
Bread for the World, Inc.	PDR II, Inc.	8	Closing	\$151,291.00	(\$48,584.00)	\$0.00	-32.11%
People for the American Way	Gordon and Schwenkmeyer, Inc.	8	Closing	\$48,001.07	(\$15,511.13)	\$36,328.24	-32.31%
Oxfam America, Inc.	SD&A Teleservices, Inc.	8	Closing	\$95,116.00	(\$31,223.60)	\$445,187.00	-32.83%
National Association for the Advancement of Colored People	Aria Communications Corporation	8	Closing	\$1,364.00	(\$463.26)	\$893.00	-33.96%
Nuclear Information and Resource Service	Hudson Bay Company of Illinois, Inc.	8	Interim	\$2,328.00	(\$845.80)	\$0.00	-36.33%
Yellowstone Park Foundation, Inc.	Donor Care Center, Inc.	8	Closing	\$8,815.00	(\$3,294.46)	\$4,931.00	-37.37%
OCEANA INC	Public Interest Communications, Inc.	8	Closing	\$10,489.00	(\$4,021.51)	\$18,123.00	-38.34%
Foundation for a Christian Civilization, Inc.	Donor Care Center, Inc.	8	Closing	\$98,025.50	(\$40,246.34)	\$50,329.50	-41.06%
Earthjustice	Gordon and Schwenkmeyer, Inc.	8	Closing	\$47,197.39	(\$20,050.04)	\$28,997.61	-42.48%
Concerned Women for America	Donor Care Center, Inc.	8	Closing	\$4,742.00	(\$2,083.09)	\$6,273.00	-43.93%
SUNY New Paltz Foundation Inc.	Lester, Inc.	3	Closing	\$6,209.29	(\$2,895.71)	\$0.00	-46.64%

**Pennies for Charity Table 3**  
**Charitable Organizations - By % to Charity**

NFP Name	PFR Name	Geo Area	Report Type	Gross Receipts	Net to Charity	Uncollected Pledges	% to Charity
Amnesty International of the USA, Inc.	Harris Direct	1	Closing	\$124,795.00	(\$60,357.40)	\$80,861.00	-48.37%
Mount Sinai Medical Center, Inc.	RuffaloCODY, LLC	1	Closing	\$40,322.00	(\$20,077.79)	\$97,760.33	-49.79%
Ocean Conservancy Inc.	Donor Services Group, LLC	8	Closing	\$98,843.00	(\$49,489.63)	\$76,353.00	-50.07%
Lighthouse International	PDR II, Inc.	1	Closing	\$6,539.00	(\$3,388.00)	\$0.00	-51.81%
Nature Conservancy, Inc. (The)	Donor Services Group, LLC	8	Interim	\$899,879.00	(\$530,324.62)	\$1,948,350.00	-58.93%
Western Pennsylvania Conservancy	Donor Services Group, LLC	8	Closing	\$29,696.00	(\$17,698.72)	\$27,452.00	-59.60%
Natural Resources Defense Council Inc	Telefund, Inc.	1	Closing	\$237,778.37	(\$167,807.48)	\$325,460.63	-70.57%
United States Olympic Committee	Donor Services Group, LLC	1	Interim	\$146,388.00	(\$109,289.13)	\$234,997.00	-74.66%
Points of Light Foundation	Donor Services Group, LLC	8	Closing	\$1,150.00	(\$905.98)	\$1,000.00	-78.78%
Amnesty International of the USA, Inc.	PDR II, Inc.	1	Closing	\$13,333.00	(\$10,993.00)	\$0.00	-82.45%
International Fund for Animal Welfare, Inc.	PDR II, Inc.	8	Closing	\$42,776.00	(\$36,018.00)	\$0.00	-84.20%
Helen Keller International	PDR II, Inc.	1	Closing	\$4,266.00	(\$3,748.00)	\$0.00	-87.86%
Plan International USA Inc	InfoCision, Inc.	8	Closing	\$12,887.00	(\$11,736.55)	\$0.00	-91.07%
Compassion & Choices Action Network	Donor Services Group, LLC	8	Closing	\$7,510.00	(\$7,101.69)	\$20,115.00	-94.56%
Jane Goodall Institute for Wildlife Research, Education and Conservation (The)	Gordon and Schwenkmeyer, Inc.	8	Interim	\$23,427.00	(\$22,601.34)	\$21,892.00	-96.48%
NARAL Pro-Choice America	ComNet Marketing Group, Inc.	8	Closing	\$886.00	(\$856.05)	\$0.00	-96.62%
People for the American Way	Integral Resources, Inc.	8	Closing	\$7,392.00	(\$7,778.40)	\$0.00	-105.23%
ACCION International	Aria Communications Corporation	8	Closing	\$3,985.00	(\$4,315.42)	\$1,580.00	-108.29%
Anti-Defamation League	Gordon and Schwenkmeyer, Inc.	1	Interim	\$6,619.00	(\$7,288.09)	\$7,005.00	-110.11%
Christian Relief Services, Inc.	Strategic Direct Marketing	8	Interim	\$3,390.00	(\$3,794.00)	\$5,386.00	-111.92%
United Cerebral Palsy, Inc.	SD&A Teleservices, Inc.	8	Closing	\$2,068.00	(\$2,508.00)	\$1,948.00	-121.28%
Partners in Health, A Nonprofit Corporation	SD&A Teleservices, Inc.	8	Closing	\$8,004.00	(\$9,931.50)	\$0.00	-124.08%
International Campaign for Tibet	Public Interest Communications, Inc.	8	Closing	\$9,283.00	(\$11,661.65)	\$0.00	-125.62%



**Pennies for Charity Table 3**  
**Charitable Organizations - By % to Charity**

NFP Name	PFR Name	Geo Area	Report Type	Gross Receipts	Net to Charity	Uncollected Pledges	% to Charity
Principia Corporation	Harris Connect, LLC	8	Closing	\$38,009.50	(\$48,428.16)	\$64,339.50	-127.41%
American Association of University Women, Inc.	Harris Direct	8	Closing	\$5,070.00	(\$6,884.80)	\$6,326.00	-135.79%
African Wildlife Foundation	SD&A Teleservices, Inc.	8	Closing	\$13,121.00	(\$17,848.00)	\$27,419.00	-136.03%
Lehigh Valley Health Network, Inc.	Harris Connect, LLC	8	Interim	\$87,786.58	(\$122,915.15)	\$82,687.42	-140.02%
Nature Conservancy, Inc. (The)	Fine Line Communications Ltd.	8	Closing	\$1,695.50	(\$2,383.01)	\$0.00	-140.55%
ASME Foundation, Inc. (The)	Harris Connect, LLC	8	Interim	\$38,396.50	(\$59,633.50)	\$60,209.00	-155.31%
Jewish National Fund (Keren Kayemeth Lelsrael), Inc.	Siegel Marketing Group, Inc.	1	Closing	\$2,870.00	(\$4,630.00)	\$2,822.00	-161.32%
Amnesty International of the USA, Inc.	Integral Resources, Inc.	1	Closing	\$33,539.00	(\$70,489.43)	\$0.00	-210.17%
Green America	Donor Services Group, LLC	8	Closing	\$5,363.00	(\$11,448.00)	\$8,339.00	-213.46%
Brooklyn Botanic Garden Corporation	SD&A Teleservices, Inc.	1	Closing	\$21,385.00	(\$47,630.00)	\$106,433.00	-222.73%
Young Men's and Young Women's Hebrew Association	DCM, Inc.	1	Closing	\$4,071.70	(\$9,757.21)	\$0.00	-239.63%
Wilderness Society	DCM, Inc.	8	Closing	\$1,150.00	(\$4,520.06)	\$0.00	-393.05%
Amnesty International of the USA, Inc.	Aria Communications Corporation	1	Closing	\$1,412.00	(\$6,140.68)	\$1,020.25	-434.89%
National Arbor Day Foundation	Covenant Calls, LLC	8	Closing	\$270.00	(\$21,179.00)	\$0.00	-7844.07%
			<b>Totals:</b>	<b>\$249,265,366.95</b>	<b>\$94,481,767.79</b>	<b>\$53,935,574.57</b>	<b>37.90%</b>

# Pennies for Charity

## Table 4

Charitable Organizations  
Alphabetical Order by Geographical Area

2012 Telemarketing Campaigns

**Pennies for Charity Table 4**  
**Charitable Organizations - Alphabetical Order by Geographical Area**

NFP Name	PFR Name	Geo Area	Report Type	Gross Receipts	Net to Charity	Uncollected Pledges	% to Charity
AFS-USA, Inc.	PDR II, Inc.	1	Closing	\$83,867.00	\$32,693.00	\$0.00	38.98%
American Civil Liberties Union, Inc.	Aria Communications Corporation	1	Closing	\$171,538.46	\$122,303.04	\$0.00	71.30%
American Civil Liberties Union, Inc.	PDR II, Inc.	1	Closing	\$415,576.00	\$92,610.00	\$0.00	22.28%
American Civil Liberties Union, Inc.	Donor Services Group, LLC	1	Closing	\$479,860.50	\$227,459.92	\$82,958.50	47.40%
American Civil Liberties Union, Inc.	Telefund, Inc.	1	Closing	\$796,977.67	\$178,981.36	\$424,667.33	22.46%
American Civil Liberties Union, Inc.	SD&A Teleservices, Inc.	1	Closing	\$810,773.00	\$610,337.10	\$0.00	75.28%
American Foundation for Disabled Children, Inc.,	Menacola Marketing, Inc.	1	Closing	\$4,653.00	\$697.95	\$214.00	15.00%
American Foundation for Disabled Children, Inc.,	Safety Publications, Inc.	1	Closing	\$60,887.58	\$12,177.52	\$14,050.00	20.00%
American Society for the Prevention of Cruelty to Animals	InfoCision, Inc.	1	Closing	\$8,639.00	\$6,863.69	\$0.00	79.45%
American Society for the Prevention of Cruelty to Animals	Donor Services Group, LLC	1	Closing	\$4,498,238.00	\$3,614,485.35	\$0.00	80.35%
American Society for the Prevention of Cruelty to Animals	Telefund, Inc.	1	Closing	\$4,792,418.35	\$3,981,987.29	\$0.00	83.09%
Amnesty International of the USA, Inc.	Aria Communications Corporation	1	Closing	\$1,412.00	(\$6,140.68)	\$1,020.25	-434.89%
Amnesty International of the USA, Inc.	PDR II, Inc.	1	Closing	\$13,333.00	(\$10,993.00)	\$0.00	-82.45%
Amnesty International of the USA, Inc.	Integral Resources, Inc.	1	Closing	\$33,539.00	(\$70,489.43)	\$0.00	-210.17%
Amnesty International of the USA, Inc.	Keys Direct Marketing & Communications, Inc.	1	Interim	\$41,319.00	\$8,156.75	\$0.00	19.74%
Amnesty International of the USA, Inc.	Gordon and Schwenkmeyer, Inc.	1	Closing	\$110,072.50	(\$32,370.54)	\$107,232.00	-29.41%
Amnesty International of the USA, Inc.	Harris Direct	1	Closing	\$124,795.00	(\$60,357.40)	\$80,861.00	-48.37%
Amnesty International of the USA, Inc.	Your Voice Media, Inc.	1	Interim	\$219,120.00	\$90,725.00	\$0.00	41.40%
Amnesty International of the USA, Inc.	ComNet Marketing Group, Inc.	1	Interim	\$266,209.00	\$159,111.75	\$0.00	59.77%
Amnesty International of the USA, Inc.	Public Interest Communications, Inc.	1	Closing	\$300,701.00	\$30,502.93	\$0.00	10.14%
Amnesty International of the USA, Inc.	Your Voice Media, Inc.	1	Interim	\$313,942.00	\$170,565.50	\$0.00	54.33%
Amnesty International of the USA, Inc.	Telefund, Inc.	1	Closing	\$617,996.31	\$447,179.96	\$0.00	72.36%
Anti-Defamation League	Gordon and Schwenkmeyer, Inc.	1	Interim	\$6,619.00	(\$7,288.09)	\$7,005.00	-110.11%

**Pennies for Charity Table 4**  
**Charitable Organizations - Alphabetical Order by Geographical Area**

NFP Name	PFR Name	Geo Area	Report Type	Gross Receipts	Net to Charity	Uncollected Pledges	% to Charity
Anti-Defamation League	Integral Resources, Inc.	1	Interim	\$46,472.35	\$10,183.48	\$8,974.69	21.91%
Anti-Defamation League	SD&A Teleservices, Inc.	1	Closing	\$54,657.00	\$9,081.20	\$0.00	16.61%
Anti-Defamation League	Telefund, Inc.	1	Closing	\$84,607.00	\$14,190.40	\$55,679.00	16.77%
Ballet Theatre Foundation, Inc.	DCM, Inc.	1	Closing	\$274,619.75	\$155,646.00	\$20,015.25	56.68%
Ballet Theatre Foundation, Inc.	DCM, Inc.	1	Interim	\$576,972.50	\$370,743.98	\$100,035.00	64.26%
Birthright Israel Foundation	Siegel Marketing Group, Inc.	1	Closing	\$55,101.00	\$35,060.96	\$46,959.00	63.63%
Brooklyn Botanic Garden Corporation	SD&A Teleservices, Inc.	1	Closing	\$21,385.00	(\$47,630.00)	\$106,433.00	-222.73%
Brooklyn Botanic Garden Corporation	SD&A Teleservices, Inc.	1	Closing	\$128,207.00	\$80,199.00	\$0.00	62.55%
Carnegie Hall Corporation	SD&A Teleservices, Inc.	1	Closing	\$1,023.00	\$787.71	\$0.00	77.00%
Carnegie Hall Corporation	SD&A Teleservices, Inc.	1	Closing	\$1,307,762.56	\$896,857.42	\$0.00	68.58%
Carnegie Hall Society, Inc.	DCM, Inc.	1	Closing	\$644,435.00	\$364,405.08	\$0.00	56.55%
City College Fund	RuffaloCODY, LLC	1	Closing	\$229,589.25	\$126,137.11	\$0.00	54.94%
Crohn's & Colitis Foundation of America, Inc.	InfoCision, Inc.	1	Closing	\$82,553.50	\$40,310.25	\$0.00	48.83%
Environmental Defense Fund, Inc.	ComNet Marketing Group, Inc.	1	Interim	\$113,723.13	\$1,312.93	\$0.00	1.15%
Environmental Defense Fund, Inc.	Public Interest Communications, Inc.	1	Closing	\$316,088.33	\$183,481.82	\$0.00	58.05%
Environmental Defense Fund, Inc.	Integral Resources, Inc.	1	Interim	\$377,670.18	\$194,085.65	\$12,496.92	51.39%
Equal Justice USA, Inc.	Hudson Bay Company of Illinois, Inc.	1	Interim	\$3,795.00	\$2,274.60	\$0.00	59.94%
Foundation for AIDS Research (The)	Telefund, Inc.	1	Closing	\$59,392.00	\$9,385.89	\$9,385.89	15.80%
Gay Men's Health Crisis, Inc.	Donor Services Group, LLC	1	Closing	\$33,073.00	\$9,212.00	\$18,773.00	27.85%
Gay Men's Health Crisis, Inc.	MZA Events, Inc.	1	Closing	\$5,813,180.00	\$3,650,284.00	\$0.00	62.79%
Helen Keller International	PDR II, Inc.	1	Closing	\$4,266.00	(\$3,748.00)	\$0.00	-87.86%
International Rescue Committee, Inc.	Donor Services Group, LLC	1	Closing	\$102,245.00	(\$11,104.18)	\$73,418.00	-10.86%
Jewish Federations of North America, Inc.	Siegel Marketing Group, Inc.	1	Closing	\$105,062.25	\$22,496.82	\$146,113.75	21.41%

**Pennies for Charity Table 4**  
**Charitable Organizations - Alphabetical Order by Geographical Area**

NFP Name	PFR Name	Geo Area	Report Type	Gross Receipts	Net to Charity	Uncollected Pledges	% to Charity
Jewish National Fund (Keren Kayemeth Lelsrael), Inc.	Siegel Marketing Group, Inc.	1	Closing	\$2,870.00	(\$4,630.00)	\$2,822.00	-161.32%
Lighthouse International	PDR II, Inc.	1	Closing	\$6,539.00	(\$3,388.00)	\$0.00	-51.81%
Lincoln Center for the Performing Arts, Inc.	SD&A Teleservices, Inc.	1	Closing	\$21,131.00	\$15,848.25	\$0.00	75.00%
Medecins Sans Frontieres USA, Inc.	Donor Services Group, LLC	1	Closing	\$409,385.00	\$204,025.17	\$463,680.00	49.84%
Medecins Sans Frontieres USA, Inc.	Harris Direct	1	Closing	\$619,490.24	\$120,454.54	\$65,000.76	19.44%
Medecins Sans Frontieres USA, Inc.	Donor Services Group, LLC	1	Interim	\$2,955,733.00	\$2,108,958.00	\$0.00	71.35%
Mount Sinai Medical Center, Inc.	RuffaloCODY, LLC	1	Closing	\$40,322.00	(\$20,077.79)	\$97,760.33	-49.79%
NAACP Legal Defense and Educational Fund, Inc.	Your Voice Media, Inc.	1	Closing	\$51,055.50	\$20,685.00	\$0.00	40.51%
National Audubon Society, Inc.	Donor Services Group, LLC	1	Closing	\$39,525.00	(\$5,710.00)	\$42,606.00	-14.45%
National Children Leukemia Foundation, Inc.	Insight Teleservices, Inc.	1	Interim	\$284,105.05	\$42,615.76	\$213,078.75	15.00%
National Children Leukemia Foundation, Inc.	Associated Community Services, Inc.	1	Interim	\$379,517.43	\$189,758.71	\$0.00	50.00%
National Federation of the Blind of New York State, Inc.	Capital District Callers, Inc.	1	Interim	\$145,130.00	\$46,441.60	\$0.00	32.00%
National Multiple Sclerosis Society	InfoCision, Inc.	1	Closing	\$73,909.00	\$41,689.33	\$0.00	56.41%
Natural Resources Defense Council Inc	PDR II, Inc.	1	Closing	\$76,897.00	(\$1,754.00)	\$0.00	-2.28%
Natural Resources Defense Council Inc	SD&A Teleservices, Inc.	1	Closing	\$199,876.00	(\$1,524.25)	\$160,240.00	-0.76%
Natural Resources Defense Council Inc	Telefund, Inc.	1	Closing	\$237,778.37	(\$167,807.48)	\$325,460.63	-70.57%
New York Botanical Garden	ComNet Marketing Group, Inc.	1	Interim	\$69,660.00	\$40,852.66	\$0.00	58.65%
New York Cares Inc	Gordon and Schwenkmeyer, Inc.	1	Interim	\$33,527.63	\$5,930.94	\$4,599.00	17.69%
New York City Ballet, Inc.	SD&A Teleservices, Inc.	1	Closing	\$738,551.47	\$553,913.61	\$0.00	75.00%
New York Public Radio	Aria Communications Corporation	1	Closing	\$159,307.95	\$56,339.96	\$70,480.77	35.37%
New York Shakespeare Festival	SD&A Teleservices, Inc.	1	Closing	\$406,030.00	\$373,547.60	\$0.00	92.00%
New York State Court Clerks Association	Tan Productions, Inc.	1	Closing	\$98,680.00	\$39,472.00	\$0.00	40.00%
New York State Tenants & Neighbors Information Service, Inc.	Gordon and Schwenkmeyer, Inc.	1	Closing	\$40,379.00	\$22,612.85	\$7,367.00	56.00%

**Pennies for Charity Table 4**  
**Charitable Organizations - Alphabetical Order by Geographical Area**

NFP Name	PFR Name	Geo Area	Report Type	Gross Receipts	Net to Charity	Uncollected Pledges	% to Charity
Partnership for a Drug Free America Inc.	DialAmerica Marketing, Inc.	1	Interim	\$191,938.62	\$25,126.10	\$26,757.44	13.09%
Planned Parenthood Action Fund, Inc.	Aria Communications Corporation	1	Closing	\$15,270.15	\$3,317.00	\$2,415.76	21.72%
Planned Parenthood Action Fund, Inc.	Donor Services Group, LLC	1	Closing	\$57,258.00	\$13,982.00	\$27,249.00	24.42%
Planned Parenthood Action Fund, Inc.	PDR II, Inc.	1	Closing	\$93,705.00	\$45,572.00	\$0.00	48.63%
Planned Parenthood Action Fund, Inc.	Integral Resources, Inc.	1	Interim	\$379,201.07	\$37,001.10	\$347,484.37	9.76%
Planned Parenthood Action Fund, Inc.	Telefund, Inc.	1	Closing	\$595,479.00	\$377,649.40	\$0.00	63.42%
Planned Parenthood Federation of America Inc.	Aria Communications Corporation	1	Closing	\$37,082.15	\$11,636.00	\$3,788.22	31.38%
Planned Parenthood Federation of America Inc.	Harris Direct	1	Interim	\$93,147.62	\$945.93	\$30,788.38	1.02%
Planned Parenthood Federation of America Inc.	SD&A Teleservices, Inc.	1	Interim	\$182,468.00	\$112,710.20	\$0.00	61.77%
Planned Parenthood Federation of America Inc.	PDR II, Inc.	1	Closing	\$223,465.00	\$101,828.00	\$0.00	45.57%
Planned Parenthood Federation of America Inc.	Gordon and Schwenkmeyer, Inc.	1	Interim	\$445,055.29	(\$24,417.72)	\$334,363.00	-5.49%
Planned Parenthood Federation of America Inc.	Telefund, Inc.	1	Closing	\$614,451.29	\$261,134.34	\$340,535.71	42.50%
Planned Parenthood Federation of America Inc.	Integral Resources, Inc.	1	Interim	\$774,480.59	\$67,587.25	\$707,423.57	8.73%
Planned Parenthood Federation of America Inc.	Donor Services Group, LLC	1	Closing	\$835,703.88	\$225,936.88	\$609,055.00	27.04%
Prospect Park Alliance, Inc.	SD&A Teleservices, Inc.	1	Closing	\$39,523.00	\$8,048.00	\$0.00	20.36%
Queens College Foundation	RuffaloCODY, LLC	1	Closing	\$122,083.05	\$65,917.01	\$26,173.01	53.99%
Queensborough Community College Fund, Inc.	Lester, Inc.	1	Closing	\$12,086.00	\$936.00	\$3,113.00	7.74%
Ronald McDonald House of New York, Inc.	MDS Communications Corporation	1	Closing	\$30,149.00	\$11,093.00	\$15,490.00	36.79%
Shomrai Tzedek Society, Inc.	Tan Productions, Inc.	1	Closing	\$220.00	\$66.00	\$0.00	30.00%
Smile Train, Inc.	InfoCision, Inc.	1	Closing	\$1,204,870.77	\$213,280.68	\$0.00	17.70%
STATEN ISLAND ACADEMY	Lester, Inc.	1	Closing	\$1,645.00	(\$280.00)	\$315.00	-17.02%
United States Fund for UNICEF	PDR II, Inc.	1	Closing	\$476,820.00	\$156,930.00	\$0.00	32.91%
United States Fund for UNICEF	Donor Services Group, LLC	1	Closing	\$1,111,511.07	\$786,517.58	\$158,296.60	70.76%

**Pennies for Charity Table 4**  
**Charitable Organizations - Alphabetical Order by Geographical Area**

NFP Name	PFR Name	Geo Area	Report Type	Gross Receipts	Net to Charity	Uncollected Pledges	% to Charity
United States Olympic Committee	InfoCision, Inc.	1	Interim	\$18,613.45	(\$3,029.15)	\$0.00	-16.27%
United States Olympic Committee	Donor Services Group, LLC	1	Interim	\$146,388.00	(\$109,289.13)	\$234,997.00	-74.66%
United States Olympic Committee	Strategic Direct Marketing	1	Interim	\$2,573,498.39	\$613,470.19	\$964,006.70	23.84%
Young Men's and Young Women's Hebrew Association	DCM, Inc.	1	Closing	\$4,071.70	(\$9,757.21)	\$0.00	-239.63%
Amityville Fire Department	Tan Productions, Inc.	2	Closing	\$19,540.00	\$9,770.00	\$0.00	50.00%
Amityville Patrolmen's Benevolent Association, Inc.	Tan Productions, Inc.	2	Closing	\$36,465.00	\$18,232.50	\$0.00	50.00%
Bi-County Helpline for Abuse Against Women and Children, Inc.	Mure Associates, Inc.	2	Interim	\$69,182.00	\$13,836.40	\$0.00	20.00%
Breast Cancer Funds for Research, Inc.	Mure Associates, Inc.	2	Interim	\$38,526.00	\$7,705.20	\$0.00	20.00%
East End Detachment Marine Corps League, Inc.	Campaign Center, Inc. (The)	2	Interim	\$44,730.00	\$6,709.50	\$0.00	15.00%
East Hampton Town Police Benevolent Association	Tan Productions, Inc.	2	Closing	\$30,535.00	\$15,267.50	\$0.00	50.00%
Firefighters Charitable Foundation, Inc.	Menacola Marketing, Inc.	2	Interim	\$118,525.31	\$23,705.06	\$5,799.69	20.00%
Firefighters Charitable Foundation, Inc.	Midwest Publishing - DN, Inc.	2	Interim	\$623,555.00	\$81,062.00	\$0.00	13.00%
Firefighters Charitable Foundation, Inc.	JAK Productions, Inc.	2	Interim	\$3,087,581.10	\$371,954.32	\$0.00	12.05%
Fraternal Order of Police Empire State Lodge, Inc.	Corporations for Character, L.C.	2	Interim	\$238,747.82	\$71,624.35	\$1,663,405.26	30.00%
Freeport Police Benevolent Association	Tan Productions, Inc.	2	Interim	\$30,045.00	\$15,022.50	\$0.00	50.00%
Glen Cove City Police Benevolent Association, Inc.	Tan Productions, Inc.	2	Closing	\$40,285.00	\$20,142.50	\$0.00	50.00%
Huntington Long Island Detachment Marine Corps League	Campaign Center, Inc. (The)	2	Interim	\$20,265.00	\$4,053.00	\$0.00	20.00%
Long Island Pythian Council	Leal Associates, Inc.	2	Closing	\$40,521.00	\$18,010.50	\$0.00	44.45%
Long Island Responds	Mure Associates, Inc.	2	Interim	\$186,209.00	\$37,241.80	\$0.00	20.00%
Long Island State Park Police Benevolent Association, Inc.	Campaign Center, Inc. (The)	2	Interim	\$73,795.66	\$11,069.35	\$0.00	15.00%
Manor Park Seniors Ltd	Campaign Center, Inc. (The)	2	Interim	\$14,476.00	\$2,895.20	\$0.00	20.00%
Nassau County Council Veterans of Foreign Wars of the United States, Inc.	Campaign Center, Inc. (The)	2	Interim	\$148,280.00	\$29,656.00	\$0.00	20.00%
New York AMVETS, Inc.	Xentel, Inc.	2	Interim	\$649,322.01	\$70,000.00	\$89,087.00	10.78%

**Pennies for Charity Table 4**  
**Charitable Organizations - Alphabetical Order by Geographical Area**

NFP Name	PFR Name	Geo Area	Report Type	Gross Receipts	Net to Charity	Uncollected Pledges	% to Charity
New York State Association of PBA's Inc	Menacola Marketing, Inc.	2	Interim	\$7,067.90	\$1,060.18	\$411.10	15.00%
New York State Association of PBA's Inc	John T. MacDonald d/b/a Mac Communications	2	Closing	\$69,426.76	\$18,957.69	\$0.00	27.31%
New York State Association of PBA's Inc	Residential Programs, Inc.	2	Closing	\$164,739.50	\$20,592.44	\$135,000.00	12.50%
New York State Association of PBA's Inc	Midwest Publishing - DN, Inc.	2	Interim	\$256,587.00	\$38,488.00	\$0.00	15.00%
Northport Police Benevolent Association Inc.	Tan Productions, Inc.	2	Closing	\$19,510.00	\$9,755.00	\$0.00	50.00%
NYS Park Police PBA, Inc.	Midwest Publishing - DN, Inc.	2	Closing	\$347,487.00	\$52,123.00	\$0.00	15.00%
Patrolman's Benevolent Association of Southampton Town, Inc.	Tan Productions, Inc.	2	Closing	\$44,855.00	\$24,670.25	\$0.00	55.00%
Patrolmen's Benevolent Association of Long Beach, New York, Inc	Tan Productions, Inc.	2	Interim	\$31,620.00	\$15,810.00	\$0.00	50.00%
Port Washington Police Benevolent Association, Inc.	Tan Productions, Inc.	2	Closing	\$41,079.00	\$20,539.50	\$0.00	50.00%
Port Washington Police Benevolent Association, Inc.	Tan Productions, Inc.	2	Interim	\$48,823.00	\$24,411.50	\$0.00	50.00%
Suffolk County Deputy Sheriff's Benevolent Association	Tan Productions, Inc.	2	Interim	\$32,360.00	\$9,708.00	\$0.00	30.00%
Suffolk County Deputy Sheriff's Benevolent Association	Tan Productions, Inc.	2	Closing	\$66,324.60	\$19,897.38	\$0.00	30.00%
Suffolk County Detachment Marine Corps League	Campaign Center, Inc. (The)	2	Interim	\$12,802.00	\$2,560.40	\$0.00	20.00%
Suffolk County Detective Investigators Police Benevolent Association	D & D Telemarketing, Inc.	2	Closing	\$92,963.50	\$32,537.23	\$0.00	35.00%
Suffolk County Police Athletic League, Inc.	D & D Telemarketing, Inc.	2	Interim	\$102,296.00	\$40,918.40	\$0.00	40.00%
Suffolk County Police Conference, Inc.	Tan Productions, Inc.	2	Closing	\$52,005.00	\$18,201.75	\$0.00	35.00%
Suffolk County Police Memorial Fund, Inc.	D & D Telemarketing, Inc.	2	Closing	\$117,630.00	\$47,052.00	\$0.00	40.00%
Uniformed Court Officers Association of Suffolk County, Inc.	Tan Productions, Inc.	2	Closing	\$58,575.00	\$23,430.00	\$0.00	40.00%
United Breast Cancer Foundation	Capital District Callers, Inc.	2	Interim	\$188,857.00	\$94,428.50	\$0.00	50.00%
United Breast Cancer Foundation	Heritage Company, Inc. (The)	2	Interim	\$860,912.71	\$258,520.48	\$458,731.44	30.03%
United States Merchant Marine Academy Alumni Foundation, Inc.	AFRC, Inc.	2	Closing	\$647,219.71	\$565,362.71	\$0.00	87.35%
Association for Police Officers, Inc.	Menacola Marketing, Inc.	3	Interim	\$301,832.89	\$36,428.99	\$37,492.11	12.07%
Association of the Graduates of the United States Military Academy	AFRC, Inc.	3	Closing	\$2,006,833.72	\$1,603,193.25	\$550,155.14	79.89%



**Pennies for Charity Table 4**  
**Charitable Organizations - Alphabetical Order by Geographical Area**

NFP Name	PFR Name	Geo Area	Report Type	Gross Receipts	Net to Charity	Uncollected Pledges	% to Charity
Consumers Union of United States, Inc.	Donor Services Group, LLC	3	Closing	\$234,012.00	\$133,947.08	\$59,512.00	57.24%
Correction Officers Benevolent Association of Rockland County, Inc.	National Benefit Company	3	Interim	\$42,766.00	\$14,968.10	\$0.00	35.00%
Croton Police Association, Inc.	Community Services, Inc.	3	Closing	\$52,082.00	\$21,874.44	\$0.00	42.00%
Delaware County Deputy Sheriff's Police Benevolent Association Inc.	Community Advertising, Inc.	3	Interim	\$44,125.00	\$15,443.75	\$0.00	35.00%
Dutchess Community College Foundation, Inc.	Lester, Inc.	3	Closing	\$15,290.00	(\$1,062.00)	\$10,105.00	-6.95%
Eastchester Police Benevolent Association	Division 1 Calling Center, Inc.	3	Interim	\$14,895.00	\$5,213.25	\$0.00	35.00%
Eastchester Professional Firefighters Local 916	S & M Enterprises, Inc.	3	Interim	\$21,820.00	\$7,637.00	\$2,975.00	35.00%
Foundation of Hudson Valley Hospital Center, Inc. (The)	Lester, Inc.	3	Closing	\$34,419.00	\$14,659.00	\$22,441.00	42.59%
Greenburgh Uniformed Firefighters Association, Inc.	S & M Enterprises, Inc.	3	Closing	\$26,950.00	\$8,354.50	\$3,375.00	31.00%
Leukemia and Lymphoma Society Inc.	InfoCision, Inc.	3	Closing	\$626,530.52	\$250,175.53	\$0.00	39.93%
March of Dimes Foundation	InfoCision, Inc.	3	Closing	\$1,603,072.43	\$601,982.47	\$0.00	37.55%
Middletown NY Police Benevolent Association	National Benefit Company	3	Interim	\$45,515.50	\$15,009.10	\$0.00	32.98%
Monticello Policemen's Benevolent Association, Inc.	National Benefit Company	3	Closing	\$29,260.00	\$8,778.00	\$0.00	30.00%
New York State Union of Police Associations, Inc.	Xentel, Inc.	3	Interim	\$75,808.00	\$11,371.20	\$41,981.00	15.00%
New York Vietnam Veterans Foundation Inc	Associated Community Services, Inc.	3	Interim	\$340,651.28	\$68,130.25	\$0.00	20.00%
Orange County K-9 Association, Inc.	National Benefit Company	3	Closing	\$33,579.00	\$10,073.70	\$0.00	30.00%
Ossining Police Athletic League	Spotlight Music Productions, Inc.	3	Interim	\$31,958.00	\$9,591.00	\$0.00	30.01%
Police Association of the City of Yonkers, Inc.	Division 1 Calling Center, Inc.	3	Interim	\$88,416.00	\$30,945.60	\$0.00	35.00%
Police Athletic League of Yonkers Foundation, Inc.	Division 1 Calling Center, Inc.	3	Interim	\$75,275.00	\$26,346.25	\$0.00	35.00%
Police Benevolent Association of Pleasantville, New York, Inc.	S & M Enterprises, Inc.	3	Closing	\$22,325.00	\$6,920.75	\$2,800.00	31.00%
Police Benevolent Association of the City of White Plains Inc.	Division 1 Calling Center, Inc.	3	Interim	\$67,605.00	\$27,042.00	\$0.00	40.00%
Police Fresh Air Fund of Westchester County, Inc.	Division 1 Calling Center, Inc.	3	Interim	\$13,482.00	\$4,044.60	\$0.00	30.00%
Police Officer Defense Fund of New York State, Inc.	Xentel, Inc.	3	Interim	\$35,599.00	\$5,339.85	\$19,219.00	15.00%

**Pennies for Charity Table 4**  
**Charitable Organizations - Alphabetical Order by Geographical Area**

NFP Name	PFR Name	Geo Area	Report Type	Gross Receipts	Net to Charity	Uncollected Pledges	% to Charity
Putnam County Sheriff's Department Police Benevolent Association	Community Services, Inc.	3	Interim	\$48,841.00	\$21,490.04	\$0.00	44.00%
Putnam County Volunteer Fireman's Association, Inc.	Community Services, Inc.	3	Interim	\$75,952.00	\$30,380.80	\$0.00	40.00%
Reserve Police Officers Association	Residential Programs, Inc.	3	Closing	\$10,312.00	\$1,546.80	\$20,000.00	15.00%
Rockland County Sheriffs Deputies Association Inc.	National Benefit Company	3	Interim	\$90,437.00	\$31,652.95	\$0.00	35.00%
Rockland County Society for the Prevention of Cruelty to Children	National Benefit Company	3	Closing	\$16,385.00	\$4,096.25	\$0.00	25.00%
Rye Country Day School	Lester, Inc.	3	Closing	\$31,967.00	\$16,204.00	\$6,665.00	50.69%
Scarsdale Police Benevolent Association, Inc.	Townsell Telecom, Inc.	3	Closing	\$229,205.00	\$84,971.75	\$0.00	37.07%
Spring Valley Policemens Benevolent Association	National Benefit Company	3	Closing	\$34,672.00	\$12,135.20	\$0.00	35.00%
Sullivan County Patrolmens Benevolent Association	Robert Grimm d/b/a Mako Enterprises	3	Closing	\$21,507.00	\$6,500.00	\$0.00	30.22%
SUNY New Paltz Foundation Inc.	Lester, Inc.	3	Closing	\$6,209.29	(\$2,895.71)	\$0.00	-46.64%
Town Police Fraternity Inc.	Herbert J. Corbett d/b/a Starlet Music Productions	3	Closing	\$44,652.00	\$13,395.60	\$0.00	30.00%
Uniformed Fire Fighters Association of the City of New Rochelle, Inc.	S & M Enterprises, Inc.	3	Interim	\$43,235.00	\$13,402.85	\$4,935.00	31.00%
Uniformed Firefighters Association of the City of Mount Vernon NY, Inc.	Division 1 Calling Center, Inc.	3	Interim	\$39,792.00	\$13,927.20	\$0.00	35.00%
Village of Ossining Policemens Benevolent Association, Inc.	National Benefit Company	3	Interim	\$25,726.00	\$9,004.10	\$0.00	35.00%
Westchester County Correction Officers Benevolent Association, Inc.	Spotlight Music Productions, Inc.	3	Closing	\$12,080.00	\$1,208.00	\$0.00	10.00%
Yonkers Police Captains, Lieutenants & Sergeants Benevolent Association	Townsell Telecom, Inc.	3	Closing	\$102,060.00	\$35,618.00	\$0.00	34.90%
Captain William Dale O'Brien Detachment Marine Corps League	Capital District Callers, Inc.	4	Interim	\$16,443.50	\$8,221.75	\$0.00	50.00%
Colonie Police Benevolent Association, Inc.	Nordel Publishing, Inc.	4	Closing	\$123,912.00	\$65,660.00	\$0.00	52.99%
Cornerstone Soup Kitchen & Food Pantry, Inc.	Capital District Callers, Inc.	4	Interim	\$132,584.00	\$66,292.00	\$0.00	50.00%
Cyprus Temple of the A A O N M S of Albany New York / Shriners International	Civic Partners, Inc.	4	Closing	\$5,335.00	\$1,334.00	\$0.00	25.00%
Department of New York Veterans of Foreign Wars of the United States, Inc.	Civic Partners, Inc.	4	Closing	\$140,853.00	\$28,170.60	\$0.00	20.00%
Department of New York Veterans of Foreign Wars of the United States, Inc.	Xentel, Inc.	4	Interim	\$429,755.40	\$64,463.31	\$120,429.00	15.00%
Electric City Detachment Marine Corps League	Capital District Callers, Inc.	4	Interim	\$15,844.00	\$7,922.00	\$0.00	50.00%

**Pennies for Charity Table 4**  
**Charitable Organizations - Alphabetical Order by Geographical Area**

NFP Name	PFR Name	Geo Area	Report Type	Gross Receipts	Net to Charity	Uncollected Pledges	% to Charity
Enlisted Association of the New York National Guard	Heritage Company, Inc. (The)	4	Closing	\$24,770.00	\$13,074.32	\$26,549.00	52.78%
Food Pantries for the Capital District, Inc.	Capital District Callers, Inc.	4	Interim	\$383,355.00	\$230,013.00	\$0.00	60.00%
Glens Falls Police Benevolent Association	Civic Partners, Inc.	4	Closing	\$22,322.00	\$6,500.00	\$0.00	29.12%
Hunger Action Network of New York State	Capital District Callers, Inc.	4	Interim	\$156,815.00	\$86,248.25	\$0.00	55.00%
Mountain Lake Public Telecommunications Council, Inc.	ComNet Marketing Group, Inc.	4	Interim	\$34,821.53	\$25,446.19	\$0.00	73.08%
National Organization for Women-New York State Inc	Gordon and Schwenkmeyer, Inc.	4	Closing	\$112,000.00	\$66,569.33	\$15,957.00	59.44%
New York State Association of Chiefs of Police, Inc.	Campaign Center, Inc. (The)	4	Interim	\$180,285.30	\$41,465.61	\$0.00	23.00%
New York State Association of Chiefs of Police, Inc.	Civic Partners, Inc.	4	Closing	\$245,666.00	\$80,819.00	\$0.00	32.90%
New York State Association of Chiefs of Police, Inc.	Xentel, Inc.	4	Closing	\$456,992.00	\$91,398.40	\$363,185.00	20.00%
New York State Right to Life Committee, Inc.	Capitol Resources, Inc.	4	Closing	\$15,341.00	\$6,397.25	\$8,640.00	41.70%
Northeast Mobile Search & Rescue, Inc.	Capital District Callers, Inc.	4	Interim	\$74,086.00	\$37,043.00	\$0.00	50.00%
NYST Benefit Fund, Inc.	Trooper Publishing, Inc.	4	Closing	\$414,201.00	\$110,920.39	\$0.00	26.78%
Plattsburgh Police Local 812	Spotlight Music Productions, Inc.	4	Closing	\$10,569.00	\$2,644.00	\$0.00	25.02%
Police Conference of New York, Inc.	Community Cares United LLC	4	Interim	\$29,415.00	\$5,883.00	\$0.00	20.00%
Police Conference of New York, Inc.	Xentel, Inc.	4	Interim	\$199,174.50	\$29,876.18	\$67,096.00	15.00%
Police Conference of New York, Inc.	Townsell Telecom, Inc.	4	Closing	\$226,839.00	\$68,051.70	\$0.00	30.00%
Saratoga County Deputy Sheriff's PBA	Nordel Publishing, Inc.	4	Closing	\$26,865.00	\$12,089.25	\$0.00	45.00%
Senior Service Centers of the Albany Area, Inc.	Capital District Callers, Inc.	4	Closing	\$64,065.00	\$32,032.50	\$0.00	50.00%
Shriners International	Civic Partners, Inc.	4	Closing	\$115,215.00	\$30,000.00	\$0.00	26.04%
Special Olympics New York, Inc.	Heritage Company, Inc. (The)	4	Closing	\$567,459.67	\$386,987.44	\$139,269.38	68.20%
Special Olympics New York, Inc.	DialAmerica Marketing, Inc.	4	Interim	\$931,566.74	\$121,299.45	\$174,312.50	13.02%
Stop the Violence, Inc.	Capital District Callers, Inc.	4	Interim	\$74,673.00	\$37,336.50	\$0.00	50.00%
Troy Detachment Marine Corps League, Inc.	Capital District Callers, Inc.	4	Interim	\$16,443.50	\$8,221.75	\$0.00	50.00%

**Pennies for Charity Table 4**  
**Charitable Organizations - Alphabetical Order by Geographical Area**

NFP Name	PFR Name	Geo Area	Report Type	Gross Receipts	Net to Charity	Uncollected Pledges	% to Charity
Waterford Emergency Team, Inc.	Capital District Callers, Inc.	4	Interim	\$57,654.00	\$28,827.00	\$0.00	50.00%
WMHT Educational Telecommunications, Inc.	Aria Communications Corporation	4	Closing	\$84,096.00	\$53,755.09	\$22,429.00	63.92%
Broome County Humane Society and Relief Association	Community Advertising, Inc.	5	Closing	\$36,805.00	\$11,041.50	\$0.00	30.00%
Broome County Sheriff's Law Enforcement Officers Association	William Joseph Morgan d/b/a Northeastern Advertising	5	Closing	\$26,982.50	\$13,491.25	\$0.00	50.00%
Chenango County Law Enforcement Association	Community Advertising, Inc.	5	Interim	\$44,060.00	\$15,421.00	\$0.00	35.00%
Endicott Police Benevolent Association Inc	Community Advertising, Inc.	5	Closing	\$35,965.00	\$13,666.70	\$0.00	38.00%
Ithaca Police Benevolent Association	Community Advertising, Inc.	5	Closing	\$47,795.00	\$19,118.00	\$0.00	40.00%
Oneonta Police Benevolent Association	Community Advertising, Inc.	5	Interim	\$49,185.00	\$18,690.30	\$0.00	38.00%
Oswego County Lodge-NYS Lodge #1 of the Fraternal Order of Police	Spotlight Music Productions, Inc.	5	Closing	\$20,830.00	\$6,249.00	\$0.00	30.00%
Otsego County Deputy Sheriffs Police Benevolent Association	Community Advertising, Inc.	5	Closing	\$53,350.00	\$18,672.50	\$0.00	35.00%
Owego Police Benevolent Association	Community Advertising, Inc.	5	Closing	\$37,915.00	\$13,270.25	\$0.00	35.00%
Police Benevolent Association of Binghamton, New York, Inc.	William Joseph Morgan d/b/a Northeastern Advertising	5	Closing	\$25,367.50	\$10,147.00	\$0.00	40.00%
Southern Tier Canine Association, Inc.	William Joseph Morgan d/b/a Northeastern Advertising	5	Closing	\$18,000.00	\$7,200.00	\$0.00	40.00%
Tompkins Cortland Community College Foundation	Lester, Inc.	5	Closing	\$9,015.00	\$1,601.00	\$4,170.00	17.76%
Tompkins County Deputy Sheriffs' Association, Inc.	Community Advertising, Inc.	5	Interim	\$50,450.00	\$25,225.00	\$0.00	50.00%
Vestal Police Benevolent Association, Inc.	Community Advertising, Inc.	5	Interim	\$65,165.00	\$24,762.70	\$0.00	38.00%
Aeneas McDonald Police Benevolent Association	William Joseph Morgan d/b/a Northeastern Advertising	6	Closing	\$21,890.00	\$8,756.00	\$0.00	40.00%
Chemung County Corrections Officers Local #3978	William Joseph Morgan d/b/a Northeastern Advertising	6	Closing	\$21,705.00	\$8,682.00	\$0.00	40.00%
Chemung County Emergency Protective, Inc.	William Joseph Morgan d/b/a Northeastern Advertising	6	Closing	\$4,665.00	\$1,632.75	\$0.00	35.00%
Crystal City Police Benevolent Association, Inc.	Community Advertising, Inc.	6	Interim	\$48,780.00	\$18,536.40	\$0.00	38.00%
Deputies Association of the County of Steuben	Community Advertising, Inc.	6	Closing	\$61,945.00	\$27,875.25	\$0.00	45.00%
Elmira Heights Police Benevolent Association, Inc.	Community Advertising, Inc.	6	Interim	\$37,255.00	\$14,902.00	\$0.00	40.00%
Farm Sanctuary, Inc.	Public Interest Communications, Inc.	6	Closing	\$151,238.00	\$60,318.63	\$0.00	39.88%

**Pennies for Charity Table 4**  
**Charitable Organizations - Alphabetical Order by Geographical Area**

NFP Name	PFR Name	Geo Area	Report Type	Gross Receipts	Net to Charity	Uncollected Pledges	% to Charity
GEVA THEATRE CENTER INC	SD&A Teleservices, Inc.	6	Closing	\$3,836.00	\$3,109.88	\$0.00	81.07%
Horseheads Police Benevolent Association, Inc.	Community Advertising, Inc.	6	Closing	\$67,165.00	\$30,224.25	\$0.00	45.00%
Kiwanis Club of Rochester New York, Inc.	Support Services of New York, Inc.	6	Interim	\$17,505.00	\$4,376.00	\$0.00	25.00%
Police Benevolent Association of Elmira, New York Inc.	Community Advertising, Inc.	6	Closing	\$59,570.00	\$25,019.40	\$0.00	42.00%
Police Benevolent Association of Watkins Glen, Inc.	William Joseph Morgan d/b/a Northeastern Advertising	6	Interim	\$20,767.50	\$9,345.38	\$0.00	45.00%
Rochester Philharmonic Orchestra, Inc.	Bennett Direct, Inc.	6	Interim	\$355,554.00	\$242,597.75	\$33,920.00	68.23%
WXXI Public Broadcasting Council	Phone Bank Systems, Inc.	6	Interim	\$84,774.17	\$46,254.05	\$40,018.83	54.56%
Allegany County Deputy Sheriffs Association Inc.	Community Advertising, Inc.	7	Interim	\$51,230.00	\$19,467.40	\$0.00	38.00%
Badge and Shield Club, Inc.	Campaign Headquarters, Inc.	7	Interim	\$85,718.00	\$21,429.50	\$0.00	25.00%
Buffalo Philharmonic Orchestra Society, Inc.	Bennett Direct, Inc.	7	Closing	\$405,000.00	\$227,040.00	\$0.00	56.06%
Buffalo Police Benevolent Association, Inc.	Campaign Headquarters, Inc.	7	Closing	\$42,359.50	\$8,471.90	\$0.00	20.00%
Buffalo Police Benevolent Association, Inc.	Campaign Headquarters, Inc.	7	Closing	\$142,416.50	\$44,149.11	\$0.00	31.00%
Cayuga Club Police Benevolent Association, Inc.	Spotlight Music Productions, Inc.	7	Closing	\$34,238.00	\$13,505.00	\$0.00	39.44%
Cheektowaga Police Captains and Lieutenants Association, Inc.	Civic Partners, Inc.	7	Closing	\$43,230.00	\$12,969.00	\$0.00	30.00%
Cheektowaga Police Captains and Lieutenants Association, Inc.	Civic Partners, Inc.	7	Closing	\$43,634.00	\$10,911.50	\$0.00	25.01%
Depew Police Benevolent Association, Inc.	Spotlight Music Productions, Inc.	7	Closing	\$29,167.00	\$10,018.00	\$0.00	34.35%
Empire State Association of the Deaf, Inc.	Heritage Company, Inc. (The)	7	Closing	\$20,811.00	\$5,500.00	\$8,852.00	26.43%
Erie County Association of Chiefs of Police, Inc.	Civic Partners, Inc.	7	Closing	\$36,753.00	\$15,000.00	\$0.00	40.81%
Erie Mounted Division, Inc.	Campaign Headquarters, Inc.	7	Closing	\$11,179.50	\$2,012.31	\$0.00	18.00%
Erie Mounted Division, Inc.	Campaign Headquarters, Inc.	7	Closing	\$29,797.00	\$7,449.25	\$0.00	25.00%
Firemen's Memorial Exhibit Center of Western New York	Guaranteed Integrity, Inc.	7	Closing	\$41,247.50	\$10,311.87	\$0.00	25.00%
Orleans County Deputy Sheriffs Association, Inc.	Spotlight Music Productions, Inc.	7	Interim	\$21,871.00	\$5,470.00	\$0.00	25.01%
Police Captains & Lieutenants Association of Erie County, Inc.	Civic Partners, Inc.	7	Closing	\$32,605.00	\$16,610.00	\$0.00	50.94%

**Pennies for Charity Table 4**  
**Charitable Organizations - Alphabetical Order by Geographical Area**

NFP Name	PFR Name	Geo Area	Report Type	Gross Receipts	Net to Charity	Uncollected Pledges	% to Charity
South Lockport Fire Company, Inc.	Spotlight Music Productions, Inc.	7	Interim	\$39,086.00	\$9,797.00	\$0.00	25.07%
Ten Lives Club, Inc.	Directele, Inc.	7	Closing	\$95,592.90	\$35,369.37	\$0.00	37.00%
Western New York Public Broadcasting Association	Phone Bank Systems, Inc.	7	Interim	\$114,815.40	\$52,682.98	\$15,046.66	45.88%
ACCION International	Aria Communications Corporation	8	Closing	\$3,985.00	(\$4,315.42)	\$1,580.00	-108.29%
ACT for America, Inc.	MDS Communications Corporation	8	Interim	\$74,285.00	\$21,993.00	\$65,935.00	29.61%
African Wildlife Foundation	SD&A Teleservices, Inc.	8	Closing	\$13,121.00	(\$17,848.00)	\$27,419.00	-136.03%
African Wildlife Foundation	Public Interest Communications, Inc.	8	Closing	\$20,823.00	(\$2,683.77)	\$0.00	-12.89%
Alliance Defending Freedom	Strategic Direct Marketing	8	Closing	\$111,941.12	\$14,184.02	\$25,471.95	12.67%
Alzheimers Disease and Related Disorders Association, Inc.	InfoCision, Inc.	8	Closing	\$154,616.99	\$78,597.64	\$0.00	50.83%
American Association For Cancer Support, Inc.	Associated Community Services, Inc.	8	Interim	\$177,261.91	\$79,767.86	\$0.00	45.00%
American Association for the Advancement of Science	Donor Services Group, LLC	8	Closing	\$28,105.00	\$7,614.00	\$12,562.00	27.09%
American Association of University Women, Inc.	Harris Direct	8	Closing	\$5,070.00	(\$6,884.80)	\$6,326.00	-135.79%
American Association of University Women, Inc.	ComNet Marketing Group, Inc.	8	Closing	\$8,958.50	\$1,662.30	\$0.00	18.56%
American Association of University Women, Inc.	Telefund, Inc.	8	Closing	\$46,683.00	\$19,712.60	\$8,217.00	42.23%
American Association of University Women, Inc.	Gordon and Schwenkmeyer, Inc.	8	Closing	\$57,024.00	\$4,271.92	\$53,253.00	7.49%
American Children's Society, Inc.	Bristol Marketing Associates, Inc.	8	Interim	\$2,915.00	\$466.40	\$8,971.00	16.00%
American College	Harris Connect, LLC	8	Closing	\$80,930.88	\$8,230.88	\$146,570.12	10.17%
American Council of the Blind Inc.	Integral Resources, Inc.	8	Interim	\$214,409.72	\$85,724.80	\$70,088.47	39.98%
American Diabetes Association Inc.	InfoCision, Inc.	8	Closing	\$275,520.70	\$101,974.70	\$0.00	37.01%
American Diabetes Association Inc.	InfoCision, Inc.	8	Closing	\$2,458,248.00	\$967,357.30	\$0.00	39.35%
American Federation of Police and Concerned Citizens, Inc.	Midwest Publishing - DN, Inc.	8	Closing	\$411,996.00	\$41,200.00	\$0.00	10.00%
American Film Institute, Inc.	Donor Services Group, LLC	8	Closing	\$27,885.00	\$6,906.54	\$22,095.00	24.77%
American Heart Association, Inc.	InfoCision, Inc.	8	Closing	\$1,102,085.36	\$308,320.93	\$0.00	27.98%

**Pennies for Charity Table 4**  
**Charitable Organizations - Alphabetical Order by Geographical Area**

NFP Name	PFR Name	Geo Area	Report Type	Gross Receipts	Net to Charity	Uncollected Pledges	% to Charity
American Institute for Cancer Research, Inc.	InfoCision, Inc.	8	Closing	\$149,194.31	\$58,398.39	\$0.00	39.14%
American Institute for Cancer Research, Inc.	InfoCision, Inc.	8	Closing	\$1,011,212.00	\$273,417.89	\$0.00	27.04%
American Israel Public Affairs Committee	Siegel Marketing Group, Inc.	8	Closing	\$169,671.72	\$97,436.74	\$107,112.28	57.43%
American Lebanese Syrian Associated Charities Inc.	MDS Communications Corporation	8	Closing	\$1,701,444.00	\$202,304.00	\$1,514,925.00	11.89%
American Leprosy Missions Inc.	InfoCision, Inc.	8	Closing	\$90,117.33	\$131.25	\$0.00	0.15%
American Lung Association, Inc.	Strategic Direct Marketing	8	Interim	\$296,016.40	(\$44,993.60)	\$214,632.60	-15.20%
American Lung Association, Inc.	InfoCision, Inc.	8	Closing	\$540,168.66	\$295,382.51	\$0.00	54.68%
American Veterans Foundation	Menacola Marketing, Inc.	8	Closing	\$97,923.25	\$14,688.49	\$0.00	15.00%
Americans United for Life	MDS Communications Corporation	8	Closing	\$259,816.00	\$145,854.00	\$96,348.00	56.14%
Amyotrophic Lateral Sclerosis Association	Strategic Direct Marketing	8	Interim	\$29,027.00	(\$1,728.70)	\$23,804.00	-5.96%
Animal Protection Foundation	Associated Community Services, Inc.	8	Interim	\$109,004.65	\$49,052.09	\$0.00	45.00%
AOPA Foundation, Inc.	Telefund, Inc.	8	Closing	\$76,642.00	\$30,812.42	\$25,063.00	40.20%
AOPA Foundation, Inc.	InfoCision, Inc.	8	Closing	\$198,365.13	\$125,604.68	\$0.00	63.32%
Appalachian Mountain Club	ComNet Marketing Group, Inc.	8	Interim	\$78,343.00	(\$183.08)	\$0.00	-0.23%
Appalachian Mountain Club	PDR II, Inc.	8	Closing	\$91,065.00	\$36,150.00	\$0.00	39.70%
Arthritis Foundation Inc.	Strategic Direct Marketing	8	Closing	\$95,008.36	\$22,484.76	\$63,381.54	23.67%
Arthritis Foundation Inc.	MDS Communications Corporation	8	Interim	\$167,780.00	\$94,969.00	\$131,201.00	56.60%
Ashley, Inc.	Keys Direct Marketing & Communications, Inc.	8	Closing	\$10,545.00	\$5,838.75	\$0.00	55.37%
ASME Foundation, Inc. (The)	Harris Connect, LLC	8	Interim	\$38,396.50	(\$59,633.50)	\$60,209.00	-155.31%
Association for Firefighters and Paramedics, Inc.	Safety Publications, Inc.	8	Interim	\$407,013.42	\$40,701.34	\$101,750.00	10.00%
AUL Action, NFP	MDS Communications Corporation	8	Closing	\$123,515.00	\$0.00	\$74,412.00	0.00%
Autism Spectrum Disorder Foundation, Inc.	Associated Community Services, Inc.	8	Closing	\$85,841.04	\$41,203.70	\$0.00	48.00%
Autism Spectrum Disorder Foundation, Inc.	InfoCision, Inc.	8	Interim	\$111,014.06	\$64,300.46	\$0.00	57.92%

**Pennies for Charity Table 4**  
**Charitable Organizations - Alphabetical Order by Geographical Area**

NFP Name	PFR Name	Geo Area	Report Type	Gross Receipts	Net to Charity	Uncollected Pledges	% to Charity
Beth Israel Deaconess Medical Center, Inc.	Harris Connect, LLC	8	Interim	\$168,661.00	\$93,037.41	\$111,191.00	55.16%
B'nai B'rith	Donor Services Group, LLC	8	Closing	\$39,200.00	\$7,253.00	\$22,418.00	18.50%
B'nai B'rith	BDI Development Group, Inc.	8	Interim	\$756,405.00	\$406,901.00	\$0.00	53.79%
Bread for the World, Inc.	PDR II, Inc.	8	Closing	\$151,291.00	(\$48,584.00)	\$0.00	-32.11%
Breast Cancer Charities of America, Inc.	Associated Community Services, Inc.	8	Interim	\$4,709,569.52	\$2,119,306.24	\$0.00	45.00%
Breast Cancer Society, Inc.	Directele, Inc.	8	Interim	\$260,605.37	\$91,211.87	\$0.00	35.00%
Breast Cancer Society, Inc.	Associated Community Services, Inc.	8	Closing	\$10,530,553.50	\$4,739,107.74	\$0.00	45.00%
Breast Cancer Survivors Foundation, Inc.	Menacola Marketing, Inc.	8	Interim	\$203,453.34	\$30,518.00	\$12,576.66	15.00%
Breast Cancer Survivors Foundation, Inc.	Campaign Center, Inc. (The)	8	Interim	\$267,687.50	\$40,153.13	\$0.00	15.00%
Cancer Fund of America Inc	Menacola Marketing, Inc.	8	Interim	\$35,128.94	\$3,512.89	\$1,514.00	10.00%
Cancer Fund of America Inc	Bee, L. C.	8	Interim	\$185,777.00	\$27,114.00	\$27,114.00	14.59%
Cancer Fund of America Inc	Corporations for Character, L.C.	8	Interim	\$340,634.80	\$68,126.96	\$0.00	20.00%
Cancer Fund of America Inc	Insight Teleservices, Inc.	8	Interim	\$734,083.46	\$102,771.68	\$873,848.81	14.00%
Cancer Fund of America Inc	Associated Community Services, Inc.	8	Closing	\$2,178,208.23	\$432,929.13	\$0.00	19.88%
Cancer Survivors' Fund	Midwest Publishing - DN, Inc.	8	Interim	\$924,123.00	\$92,412.00	\$0.00	10.00%
Care Net	Strategic Direct Marketing	8	Interim	\$76,326.04	\$4,663.94	\$72,996.96	6.11%
Caring For Our Children Foundation	Midwest Publishing - DN, Inc.	8	Interim	\$318,680.00	\$31,868.00	\$0.00	10.00%
Catholic Advocate	Confluent Impact Communications, LLC	8	Closing	\$17,494.00	\$174.94	\$0.00	1.00%
Center for Biological Diversity, Inc.	PDR II, Inc.	8	Closing	\$14,289.00	(\$2,822.00)	\$0.00	-19.75%
Center For Cancer Research Funding, Inc.	Menacola Marketing, Inc.	8	Interim	\$41,578.00	\$4,157.80	\$2,184.00	10.00%
Center for Victims of Torture	PDR II, Inc.	8	Closing	\$13,668.00	(\$2,453.00)	\$0.00	-17.95%
ChildFund International, USA	InfoCision, Inc.	8	Closing	\$3,962,435.29	\$3,832,311.61	\$0.00	96.72%
Children with Hair Loss, Inc.	Associated Community Services, Inc.	8	Interim	\$966,272.57	\$169,093.65	\$0.00	17.50%



**Pennies for Charity Table 4**  
**Charitable Organizations - Alphabetical Order by Geographical Area**

NFP Name	PFR Name	Geo Area	Report Type	Gross Receipts	Net to Charity	Uncollected Pledges	% to Charity
Children's Cancer Fund of America	Associated Community Services, Inc.	8	Interim	\$4,342,884.89	\$662,661.69	\$0.00	15.26%
Children's Cancer Recovery Foundation	Contract Communications, Inc.	8	Interim	\$760,520.00	\$133,091.00	\$66,620.00	17.50%
Children's Cancer Recovery Foundation	Associated Community Services, Inc.	8	Interim	\$4,085,181.12	\$1,839,172.80	\$0.00	45.02%
Children's Wish Foundation International Inc	Heritage Company, Inc. (The)	8	Interim	\$5,667,990.24	\$1,837,121.96	\$2,180,753.80	32.41%
Christian Advocates Serving Evangelism Inc	Donor Care Center, Inc.	8	Closing	\$482,053.50	\$355,710.51	\$407,351.00	73.79%
Christian Advocates Serving Evangelism Inc	MDS Communications Corporation	8	Closing	\$1,032,722.00	\$442,433.00	\$290,000.00	42.84%
Christian Advocates Serving Evangelism Inc	InfoCision, Inc.	8	Interim	\$5,783,890.34	\$1,636,003.43	\$0.00	28.29%
Christian Appalachian Project Inc	Public Interest Communications, Inc.	8	Closing	\$2,851,281.47	\$2,454,856.89	\$0.00	86.10%
Christian Relief Services, Inc.	Strategic Direct Marketing	8	Interim	\$3,390.00	(\$3,794.00)	\$5,386.00	-111.92%
Circle of Friends for American Veterans	Associated Community Services, Inc.	8	Interim	\$496,830.58	\$223,573.75	\$0.00	45.00%
Citizens United	InfoCision, Inc.	8	Closing	\$4,124,598.00	\$283,705.70	\$0.00	6.88%
Colonial Williamsburg Foundation	Donor Services Group, LLC	8	Interim	\$258,703.00	\$125,151.87	\$126,659.00	48.38%
Committee for Missing Children Inc. d/b/a/ Committee For Missing and Abused Children	Midwest Publishing - DN, Inc.	8	Interim	\$533,292.00	\$71,994.00	\$0.00	13.50%
Compassion & Choices	Donor Services Group, LLC	8	Closing	\$96,448.00	\$22,639.88	\$39,154.00	23.47%
Compassion & Choices Action Network	Donor Services Group, LLC	8	Closing	\$7,510.00	(\$7,101.69)	\$20,115.00	-94.56%
Concerned Women for America	Donor Care Center, Inc.	8	Closing	\$4,742.00	(\$2,083.09)	\$6,273.00	-43.93%
Concerned Women for America	InfoCision, Inc.	8	Closing	\$1,513,894.16	\$731,656.96	\$0.00	48.33%
Concerned Women for America Legislative Action Committee	Donor Care Center, Inc.	8	Closing	\$126,358.74	\$33,299.01	\$84,010.00	26.35%
Concerned Women for America Legislative Action Committee	InfoCision, Inc.	8	Closing	\$176,638.05	\$0.00	\$0.00	0.00%
Cooperative for Assistance and Relief Everywhere Inc	Donor Services Group, LLC	8	Closing	\$164,455.00	\$6,214.46	\$25,664.00	3.78%
Cooperative for Assistance and Relief Everywhere Inc	MDS Communications Corporation	8	Interim	\$1,704,706.00	\$785,743.00	\$652,425.00	46.09%
Cross International, Inc.	InfoCision, Inc.	8	Closing	\$200,721.12	\$0.00	\$0.00	0.00%
Cross International, Inc.	Donor Care Center, Inc.	8	Closing	\$224,345.67	(\$39,718.72)	\$204,976.25	-17.70%

**Pennies for Charity Table 4**  
**Charitable Organizations - Alphabetical Order by Geographical Area**

NFP Name	PFR Name	Geo Area	Report Type	Gross Receipts	Net to Charity	Uncollected Pledges	% to Charity
Defeat Diabetes Foundation, Inc.	Campaign Center, Inc. (The)	8	Interim	\$29,157.00	\$4,373.55	\$0.00	15.00%
Defeat Diabetes Foundation, Inc.	Capital District Callers, Inc.	8	Interim	\$60,999.00	\$27,449.55	\$0.00	45.00%
Defenders of Wildlife Inc.	PDR II, Inc.	8	Closing	\$5,668.00	(\$668.00)	\$0.00	-11.79%
Disabled Police and Sheriffs Foundation, Inc.	Menacola Marketing, Inc.	8	Closing	\$7,910.00	\$1,186.50	\$1,276.00	15.00%
Doris Day Animal League	Donor Services Group, LLC	8	Interim	\$59,827.00	\$2,689.00	\$38,832.00	4.49%
Earthjustice	Gordon and Schwenkmeyer, Inc.	8	Closing	\$47,197.39	(\$20,050.04)	\$28,997.61	-42.48%
Earthjustice	Donor Services Group, LLC	8	Closing	\$281,577.00	\$150,420.00	\$0.00	53.42%
Easter Seals Inc.	InfoCision, Inc.	8	Closing	\$16,350.50	\$2,622.06	\$0.00	16.04%
Easter Seals Inc.	Strategic Direct Marketing	8	Closing	\$16,869.00	(\$5,416.55)	\$11,971.00	-32.11%
Easter Seals Inc.	Strategic Direct Marketing	8	Interim	\$241,900.45	\$83,874.45	\$150,944.55	34.67%
Easter Seals Inc.	InfoCision, Inc.	8	Closing	\$1,401,611.29	\$40,352.58	\$0.00	2.88%
Faith and Freedom Coalition, Inc.	InfoCision, Inc.	8	Closing	\$1,020,214.51	\$45,922.05	\$0.00	4.50%
Family Research Council Action	InfoCision, Inc.	8	Closing	\$261,948.04	\$0.00	\$0.00	0.00%
Family Research Council Inc	Capitol Resources, Inc.	8	Interim	\$680.00	\$221.18	\$0.00	32.53%
Family Research Council Inc	MDS Communications Corporation	8	Interim	\$616,038.00	\$14,019.00	\$583,709.00	2.28%
Feeding America	Strategic Direct Marketing	8	Interim	\$202,010.84	\$72,396.39	\$79,802.16	35.84%
Feeding America	PDR II, Inc.	8	Closing	\$249,962.00	(\$79,026.00)	\$0.00	-31.62%
Firefighters Burn Fund, Inc.	Menacola Marketing, Inc.	8	Interim	\$75,144.00	\$11,271.60	\$6,626.00	15.00%
Firefighters Support Foundation, Inc.	Residential Programs, Inc.	8	Interim	\$52,461.45	\$5,246.15	\$0.00	10.00%
Firefighters Support Foundation, Inc.	Menacola Marketing, Inc.	8	Closing	\$107,943.00	\$16,191.45	\$12,193.00	15.00%
Firefighters Support Services, Inc.	Associated Community Services, Inc.	8	Interim	\$1,927,361.47	\$867,312.60	\$0.00	45.00%
Food and Water Watch	Hudson Bay Company of Illinois, Inc.	8	Closing	\$23,020.00	\$5,310.49	\$13,843.00	23.07%
Food and Water Watch	Hudson Bay Company of Illinois, Inc.	8	Interim	\$25,175.00	(\$1,305.26)	\$10,212.00	-5.18%

**Pennies for Charity Table 4**  
**Charitable Organizations - Alphabetical Order by Geographical Area**

NFP Name	PFR Name	Geo Area	Report Type	Gross Receipts	Net to Charity	Uncollected Pledges	% to Charity
Food for the Hungry, Inc.	MDS Communications Corporation	8	Interim	\$314,278.00	\$184,012.00	\$158,087.00	58.55%
Foundation Fighting Blindness, Inc.	Strategic Direct Marketing	8	Interim	\$237,303.00	\$92,410.50	\$122,243.97	38.94%
Foundation for a Christian Civilization, Inc.	Donor Care Center, Inc.	8	Closing	\$98,025.50	(\$40,246.34)	\$50,329.50	-41.06%
Foundation for American Veterans, Inc.	Associated Community Services, Inc.	8	Interim	\$5,460,101.93	\$2,457,045.68	\$0.00	45.00%
Foundation for National Progress	Aria Communications Corporation	8	Closing	\$20,206.00	\$4,941.61	\$1,924.50	24.46%
Foundation for National Progress	Telefund, Inc.	8	Closing	\$195,080.00	\$54,115.20	\$69,479.00	27.74%
Fund for Animals, Inc.	Donor Services Group, LLC	8	Interim	\$22,694.00	\$2,608.13	\$13,644.00	11.49%
Gain International	MDS Communications Corporation	8	Interim	\$59,996.00	\$40,912.00	\$14,428.00	68.19%
Galapagos Conservancy (The)	Telefund, Inc.	8	Closing	\$36,510.00	\$12,489.44	\$14,159.00	34.21%
Gay & Lesbian Alliance Against Defamation Inc.	SD&A Teleservices, Inc.	8	Closing	\$89,247.00	\$30,949.00	\$0.00	34.68%
Good Charity, Inc.	Insight Teleservices, Inc.	8	Interim	\$3,012,508.00	\$451,876.20	\$5,477,287.00	15.00%
Government Accountability Project, Inc.	Hudson Bay Company of Illinois, Inc.	8	Interim	\$70,934.50	\$29,907.01	\$18,858.00	42.16%
Green America	Donor Services Group, LLC	8	Closing	\$5,363.00	(\$11,448.00)	\$8,339.00	-213.46%
Greenpeace, Inc.	InfoCision, Inc.	8	Closing	\$8,130.00	\$4,669.65	\$0.00	57.44%
Greenpeace, Inc.	Public Interest Communications, Inc.	8	Closing	\$436,584.29	(\$101,274.63)	\$0.00	-23.20%
Greenpeace, Inc.	Donor Services Group, LLC	8	Closing	\$651,767.00	\$468,507.81	\$11,210.00	71.88%
H. Lee Moffitt Cancer Center and Research Institute Foundation, Inc.	Harris Connect, LLC	8	Interim	\$360,817.27	\$6,793.00	\$176,395.73	1.88%
Heart Support of America, Inc.	Bee, L. C.	8	Interim	\$310,738.00	\$35,998.00	\$150,842.00	11.58%
Heifer Project International, Inc.	MDS Communications Corporation	8	Interim	\$1,063,389.00	\$606,275.00	\$391,186.00	57.01%
Heritage Foundation, Inc. (DC)	GiveRight, Inc.	8	Closing	\$6,051,098.00	\$4,338,848.32	\$935,953.00	71.70%
Holt International Children's Services, Inc.	MDS Communications Corporation	8	Interim	\$35,698.00	\$16,394.00	\$22,005.00	45.92%
Human Rights Campaign, Inc.	Telefund, Inc.	8	Closing	\$1,020,915.42	\$97,848.79	\$1,022,181.58	9.58%
Human Rights Campaign, Inc.	Donor Services Group, LLC	8	Closing	\$1,724,030.00	\$954,116.87	\$997,115.00	55.34%

**Pennies for Charity Table 4**  
**Charitable Organizations - Alphabetical Order by Geographical Area**

NFP Name	PFR Name	Geo Area	Report Type	Gross Receipts	Net to Charity	Uncollected Pledges	% to Charity
Humane Society Legislative Fund	Donor Services Group, LLC	8	Interim	\$29,238.00	\$1,904.00	\$13,087.00	6.51%
Humane Society of the United States, Inc. (The)	Donor Care Center, Inc.	8	Closing	\$70,560.00	\$9,912.13	\$4,114.66	14.05%
Humane Society of the United States, Inc. (The)	InfoCision, Inc.	8	Closing	\$109,718.19	\$100.69	\$0.00	0.09%
Humane Society of the United States, Inc. (The)	PDR II, Inc.	8	Interim	\$233,598.00	\$16,911.00	\$0.00	7.24%
Humane Society of the United States, Inc. (The)	Donor Services Group, LLC	8	Interim	\$2,411,595.00	\$1,007,101.00	\$2,280,272.00	41.76%
International Campaign for Tibet	Public Interest Communications, Inc.	8	Closing	\$9,283.00	(\$11,661.65)	\$0.00	-125.62%
International Campaign for Tibet	Telefund, Inc.	8	Closing	\$12,795.00	(\$65.00)	\$24,265.00	-0.51%
International Fellowship of Christians and Jews Inc.	Donor Care Center, Inc.	8	Closing	\$126,412.88	\$19,586.21	\$85,800.12	15.49%
International Fellowship of Christians and Jews Inc.	InfoCision, Inc.	8	Closing	\$2,192,928.26	\$958,842.44	\$0.00	43.72%
International Fund for Animal Welfare, Inc.	PDR II, Inc.	8	Closing	\$42,776.00	(\$36,018.00)	\$0.00	-84.20%
International Union of Police Associations AFL-CIO	Residential Programs, Inc.	8	Interim	\$36,937.45	\$3,693.75	\$0.00	10.00%
International Union of Police Associations AFL-CIO	JAK Productions, Inc.	8	Interim	\$2,687,473.99	\$266,313.62	\$0.00	9.91%
Jane Goodall Institute for Wildlife Research, Education and Conservation (The)	Gordon and Schwenkmeyer, Inc.	8	Interim	\$23,427.00	(\$22,601.34)	\$21,892.00	-96.48%
Jane Goodall Institute for Wildlife Research, Education and Conservation (The)	Your Voice Media, Inc.	8	Interim	\$41,082.00	\$18,776.00	\$0.00	45.70%
Jane Goodall Institute for Wildlife Research, Education and Conservation (The)	Donor Services Group, LLC	8	Closing	\$54,539.00	\$18,943.85	\$29,775.00	34.73%
Jane Goodall Institute for Wildlife Research, Education and Conservation (The)	ComNet Marketing Group, Inc.	8	Interim	\$63,304.22	\$39,057.47	\$0.00	61.70%
Judicial Watch Inc.	MDS Communications Corporation	8	Interim	\$313,025.00	\$0.00	\$251,492.00	0.00%
Kappa Alpha Theta Foundation	Aria Communications Corporation	8	Interim	\$281,090.36	\$174,228.10	\$63,061.17	61.98%
Kappa Kappa Gamma Foundation	Aria Communications Corporation	8	Interim	\$48,279.00	\$32,660.07	\$3,111.00	67.65%
Kids Wish Network Inc.	JAK Productions, Inc.	8	Interim	\$1,639,957.22	\$201,769.32	\$0.00	12.30%
Law Enforcement Education Program	Associated Community Services, Inc.	8	Interim	\$1,117,875.76	\$503,044.07	\$0.00	45.00%
Leadership Institute	GiveRight, Inc.	8	Closing	\$24,631.00	\$11,515.17	\$8,320.00	46.75%
League of Conservation Voters, Inc.	SD&A Teleservices, Inc.	8	Closing	\$29,284.00	\$19,780.00	\$0.00	67.55%

**Pennies for Charity Table 4**  
**Charitable Organizations - Alphabetical Order by Geographical Area**

NFP Name	PFR Name	Geo Area	Report Type	Gross Receipts	Net to Charity	Uncollected Pledges	% to Charity
League of Conservation Voters, Inc.	Your Voice Media, Inc.	8	Closing	\$36,404.00	\$16,219.50	\$0.00	44.55%
League of Conservation Voters, Inc.	Harris Direct	8	Closing	\$75,127.60	\$20,714.92	\$12,481.60	27.57%
League of Conservation Voters, Inc.	Gordon and Schwenkmeyer, Inc.	8	Closing	\$75,992.68	(\$10,166.58)	\$33,319.68	-13.38%
League of Conservation Voters, Inc.	ComNet Marketing Group, Inc.	8	Closing	\$104,863.00	\$57,350.75	\$0.00	54.69%
League of Conservation Voters, Inc.	ComNet Marketing Group, Inc.	8	Closing	\$145,302.00	\$113,764.85	\$0.00	78.30%
League of Conservation Voters, Inc.	Integral Resources, Inc.	8	Interim	\$448,979.37	\$19,193.07	\$315,237.75	4.27%
League of Women Voters Education Fund	PDR II, Inc.	8	Closing	\$18,408.00	\$13,818.00	\$0.00	75.07%
League of Women Voters of the United States	PDR II, Inc.	8	Closing	\$24,682.00	\$49.00	\$0.00	0.20%
League of Women Voters of the United States	Donor Services Group, LLC	8	Closing	\$106,710.00	\$65,242.72	\$28,173.00	61.14%
Lehigh Valley Health Network, Inc.	Harris Connect, LLC	8	Interim	\$87,786.58	(\$122,915.15)	\$82,687.42	-140.02%
Liberty Counsel Action	Donor Care Center, Inc.	8	Closing	\$20,991.00	(\$4,378.39)	\$27,603.30	-20.86%
Life Issues Institute Inc.	MDS Communications Corporation	8	Interim	\$42,964.00	\$18,860.00	\$17,119.00	43.90%
Longwood Gardens, Inc.	ComNet Marketing Group, Inc.	8	Interim	\$96,326.00	\$33,343.50	\$0.00	34.62%
Marine Corps Heritage Foundation	Harris Connect, LLC	8	Interim	\$843,544.58	\$577,371.98	\$203,889.90	68.45%
MedicAlert Foundation United States Inc	Directline Technologies, Inc.	8	Closing	\$380,901.22	\$188,901.22	\$96,659.22	49.59%
Memorial Sloan-Kettering Cancer Center	Donor Services Group, LLC	8	Closing	\$1,286,834.79	\$666,835.01	\$382,834.00	51.82%
Mercy Corps	Donor Services Group, LLC	8	Closing	\$383,862.00	\$33,851.00	\$212,510.00	8.82%
Military Order of the Purple Heart Service Foundation, Inc.	New York Donor Services LLC	8	Interim	\$670,031.19	\$36,649.60	\$0.00	5.47%
Montpelier Foundation (The)	Harris Connect, LLC	8	Closing	\$71,621.15	\$698.57	\$123,008.66	0.98%
Morristown Memorial Health Foundation, Inc.	PDR II, Inc.	8	Closing	\$63,124.00	\$27,614.00	\$0.00	43.75%
Mothers Against Drunk Driving	DialAmerica Marketing, Inc.	8	Interim	\$351,391.50	\$177,270.74	\$83,126.50	50.45%
Mothers Against Drunk Driving	Heritage Company, Inc. (The)	8	Closing	\$409,359.40	\$113,962.00	\$0.00	27.84%
Mothers Against Drunk Driving	Heritage Company, Inc. (The)	8	Closing	\$2,315,164.42	\$844,968.27	\$0.00	36.50%

**Pennies for Charity Table 4**  
**Charitable Organizations - Alphabetical Order by Geographical Area**

NFP Name	PFR Name	Geo Area	Report Type	Gross Receipts	Net to Charity	Uncollected Pledges	% to Charity
Mothers Against Drunk Driving	DialAmerica Marketing, Inc.	8	Interim	\$2,721,900.35	\$353,656.78	\$299,288.69	12.99%
Multiple Sclerosis Association of America Inc.	Heritage Company, Inc. (The)	8	Closing	\$2,745,082.45	\$1,137,717.85	\$1,375,262.00	41.45%
Museum of Science	ComNet Marketing Group, Inc.	8	Interim	\$17,233.00	(\$649.32)	\$0.00	-3.77%
NARAL Pro-Choice America	ComNet Marketing Group, Inc.	8	Closing	\$886.00	(\$856.05)	\$0.00	-96.62%
NARAL Pro-Choice America	PDR II, Inc.	8	Closing	\$47,147.00	\$32,827.00	\$0.00	69.63%
NARAL Pro-Choice America	Gordon and Schwenkmeyer, Inc.	8	Interim	\$105,804.00	(\$9,197.47)	\$68,719.00	-8.69%
NARAL Pro-Choice America	Your Voice Media, Inc.	8	Interim	\$278,803.00	\$142,451.50	\$0.00	51.09%
NARAL Pro-Choice America	Telefund, Inc.	8	Closing	\$292,231.25	\$172,747.53	\$24,975.75	59.11%
NARAL Pro-Choice America	Harris Direct	8	Closing	\$552,453.13	\$227,738.63	\$174,986.87	41.22%
National Arbor Day Foundation	Covenant Calls, LLC	8	Closing	\$270.00	(\$21,179.00)	\$0.00	-7844.07%
National Association for the Advancement of Colored People	Aria Communications Corporation	8	Closing	\$1,364.00	(\$463.26)	\$893.00	-33.96%
National Association for the Advancement of Colored People	SD&A Teleservices, Inc.	8	Closing	\$44,706.00	\$12,054.90	\$41,331.00	26.96%
National Association for the Advancement of Colored People	Donor Services Group, LLC	8	Closing	\$179,838.00	\$29,477.44	\$146,050.00	16.39%
National Association for the Advancement of Colored People	Telefund, Inc.	8	Closing	\$247,207.08	\$21,390.83	\$290,391.92	8.65%
National Breast Cancer Coalition	Telefund, Inc.	8	Closing	\$7,921.00	(\$1,986.48)	\$5,181.00	-25.08%
National Cancer Coalition, Inc.	Bee, L. C.	8	Closing	\$205.00	\$0.00	\$0.00	0.00%
National Cancer Coalition, Inc.	Bee, L. C.	8	Interim	\$169,556.00	\$27,922.00	\$134,672.00	16.47%
National Caregiving Foundation	Heritage Company, Inc. (The)	8	Interim	\$563,227.25	\$112,645.45	\$586,242.30	20.00%
National Children's Cancer Society Inc	Heritage Company, Inc. (The)	8	Closing	\$2,532,457.46	\$1,107,399.33	\$1,002,581.57	43.73%
National Foundation for Cancer Research, Inc.	InfoCision, Inc.	8	Closing	\$176,295.80	\$36,589.80	\$0.00	20.75%
National Gay and Lesbian Task Force Foundation	Public Interest Communications, Inc.	8	Closing	\$18,807.00	\$9,653.76	\$52,754.00	51.33%
National Museum of Women in the Arts Inc	PDR II, Inc.	8	Closing	\$143,783.00	\$68,207.00	\$0.00	47.44%
National Organization for Marriage	Capitol Resources, Inc.	8	Closing	\$49,725.80	\$506.37	\$50,324.20	1.02%

**Pennies for Charity Table 4**  
**Charitable Organizations - Alphabetical Order by Geographical Area**

NFP Name	PFR Name	Geo Area	Report Type	Gross Receipts	Net to Charity	Uncollected Pledges	% to Charity
National Organization for Women Inc	Telefund, Inc.	8	Closing	\$270,375.79	\$91,405.08	\$109,213.21	33.81%
National Parkinson Foundation, Inc.	Donor Care Center, Inc.	8	Closing	\$119,726.91	\$54,097.60	\$5,623.00	45.18%
National Parks Conservation Association	PDR II, Inc.	8	Closing	\$119,002.00	(\$2,135.00)	\$0.00	-1.79%
National Parks Conservation Association	Donor Services Group, LLC	8	Closing	\$269,221.00	(\$21,053.19)	\$204,413.00	-7.82%
National Peace Academy, Inc.	Hudson Bay Company of Illinois, Inc.	8	Closing	\$2,835.00	\$889.75	\$0.00	31.38%
National Peace Academy, Inc.	Hudson Bay Company of Illinois, Inc.	8	Interim	\$7,397.00	(\$293.54)	\$760.00	-3.97%
National Police Defense Foundation Inc.	Menacola Marketing, Inc.	8	Interim	\$135,548.25	\$20,332.24	\$7,283.75	15.00%
National Police Defense Foundation Inc.	Menacola Marketing, Inc.	8	Interim	\$649,098.77	\$97,364.82	\$71,986.89	15.00%
National Rifle Association of America	InfoCision, Inc.	8	Interim	\$9,844,867.44	\$3,941,288.25	\$0.00	40.03%
National Right to Life Committee Inc.	Strategic Direct Marketing	8	Closing	\$45,626.00	\$28,971.50	\$2,217.00	63.50%
National Right to Life Committee Inc.	MDS Communications Corporation	8	Interim	\$138,884.00	\$66,125.00	\$48,569.00	47.61%
National Right to Life Committee Inc.	Strategic Direct Marketing	8	Interim	\$465,612.47	\$210,603.47	\$92,523.53	45.23%
National Right to Life Committee Inc.	InfoCision, Inc.	8	Closing	\$1,246,624.34	\$639,596.28	\$0.00	51.31%
National Trust for Historic Preservation in the United States	Donor Services Group, LLC	8	Closing	\$196,371.00	\$71,606.00	\$84,860.00	36.46%
National Veterans Services Fund, Inc.	Bee, L. C.	8	Interim	\$295,230.00	\$58,460.00	\$88,007.26	19.80%
National Vietnam Veterans Foundation, Inc.	Menacola Marketing, Inc.	8	Closing	\$43,385.29	\$6,507.79	\$5,979.71	15.00%
National Vietnam Veterans Foundation, Inc.	Midwest Publishing - DN, Inc.	8	Interim	\$815,905.00	\$89,750.00	\$0.00	11.00%
National Wildlife Federation	Donor Services Group, LLC	8	Closing	\$38,212.00	\$15,985.69	\$30,105.00	41.83%
National Wildlife Federation	PDR II, Inc.	8	Closing	\$78,830.00	\$8,601.00	\$0.00	10.91%
Nature Conservancy, Inc. (The)	Fine Line Communications Ltd.	8	Closing	\$1,695.50	(\$2,383.01)	\$0.00	-140.55%
Nature Conservancy, Inc. (The)	Fine Line Communications Ltd.	8	Interim	\$1,763.00	\$1,172.16	\$0.00	66.49%
Nature Conservancy, Inc. (The)	Strategic Direct Marketing	8	Closing	\$103,324.00	(\$12,734.90)	\$67,147.00	-12.33%
Nature Conservancy, Inc. (The)	Donor Services Group, LLC	8	Interim	\$899,879.00	(\$530,324.62)	\$1,948,350.00	-58.93%

**Pennies for Charity Table 4**  
**Charitable Organizations - Alphabetical Order by Geographical Area**

NFP Name	PFR Name	Geo Area	Report Type	Gross Receipts	Net to Charity	Uncollected Pledges	% to Charity
Nature Conservancy, Inc. (The)	Donor Services Group, LLC	8	Closing	\$1,184,232.00	\$173,229.89	\$363,234.00	14.63%
Navy League of the United States	Harris Connect, LLC	8	Interim	\$348,909.75	\$73,097.75	\$280,411.18	20.95%
New Jersey Symphony Orchestra	DCM, Inc.	8	Closing	\$162,960.30	\$67,928.84	\$0.00	41.68%
New York-Presbyterian Fund Inc.	Telecomp, Inc.	8	Closing	\$644,648.00	\$249,346.29	\$243,596.00	38.68%
NFIB Small Business Legal Center	National Capital Teleservices, LLC	8	Closing	\$77,620.00	\$40,371.00	\$35,350.00	52.01%
Nora Lam Chinese Ministries International	InfoCision, Inc.	8	Closing	\$219,085.00	\$1,419.24	\$0.00	0.65%
Northwestern University	RuffaloCODY, LLC	8	Closing	\$122,725.40	\$79,476.57	\$59,436.16	64.76%
Nuclear Information and Resource Service	Hudson Bay Company of Illinois, Inc.	8	Closing	\$305.00	\$305.00	\$0.00	100.00%
Nuclear Information and Resource Service	Hudson Bay Company of Illinois, Inc.	8	Interim	\$2,328.00	(\$845.80)	\$0.00	-36.33%
Ocean Conservancy Inc.	Aria Communications Corporation	8	Closing	\$27,661.00	(\$6,604.31)	\$10,435.00	-23.88%
Ocean Conservancy Inc.	Donor Services Group, LLC	8	Closing	\$98,843.00	(\$49,489.63)	\$76,353.00	-50.07%
OCEANA INC	Public Interest Communications, Inc.	8	Closing	\$10,489.00	(\$4,021.51)	\$18,123.00	-38.34%
Operation Lookout National Center for Missing Youth	Associated Community Services, Inc.	8	Interim	\$24,710.54	\$11,119.74	\$0.00	45.00%
Operation Lookout National Center for Missing Youth	Insight Teleservices, Inc.	8	Closing	\$123,279.00	\$12,327.90	\$117,408.50	10.00%
Operation Lookout National Center for Missing Youth	Corporations for Character, L.C.	8	Interim	\$131,023.10	\$32,089.48	\$697,497.17	24.49%
Operation Lookout National Center for Missing Youth	Midwest Publishing - DN, Inc.	8	Closing	\$152,971.00	\$22,946.00	\$0.00	15.00%
Operation Smile Inc.	Strategic Direct Marketing	8	Closing	\$2,024,535.02	\$437,199.04	\$934,069.91	21.60%
Operation Smile Inc.	Strategic Direct Marketing	8	Interim	\$2,082,583.45	\$595,031.45	\$1,011,018.40	28.57%
Organic Consumers Association	Hudson Bay Company of Illinois, Inc.	8	Closing	\$300,088.36	\$141,400.81	\$95,175.04	47.12%
Oxfam America, Inc.	Telefund, Inc.	8	Closing	\$57,093.00	(\$5,563.00)	\$53,204.00	-9.74%
Oxfam America, Inc.	SD&A Teleservices, Inc.	8	Closing	\$95,116.00	(\$31,223.60)	\$445,187.00	-32.83%
Oxfam America, Inc.	Harris Direct	8	Interim	\$136,777.00	\$49,937.80	\$21,600.00	36.51%
Oxfam America, Inc.	Donor Services Group, LLC	8	Closing	\$413,279.00	\$257,575.52	\$153,500.00	62.32%



**Pennies for Charity Table 4**  
**Charitable Organizations - Alphabetical Order by Geographical Area**

NFP Name	PFR Name	Geo Area	Report Type	Gross Receipts	Net to Charity	Uncollected Pledges	% to Charity
Parents, Families and Friends of Lesbians and Gays, Inc.	Donor Services Group, LLC	8	Closing	\$11,686.00	\$2,319.00	\$3,646.00	19.84%
Parents, Families and Friends of Lesbians and Gays, Inc.	Public Interest Communications, Inc.	8	Closing	\$89,838.00	\$61,357.62	\$0.00	68.30%
Partners in Health, A Nonprofit Corporation	SD&A Teleservices, Inc.	8	Closing	\$8,004.00	(\$9,931.50)	\$0.00	-124.08%
Partners in Health, A Nonprofit Corporation	SD&A Teleservices, Inc.	8	Interim	\$46,575.00	\$23,770.00	\$0.00	51.04%
People for the American Way	Integral Resources, Inc.	8	Closing	\$7,392.00	(\$7,778.40)	\$0.00	-105.23%
People for the American Way	Harris Direct	8	Closing	\$20,031.00	\$1,258.75	\$7,919.00	6.28%
People for the American Way	Gordon and Schwenkmeyer, Inc.	8	Closing	\$48,001.07	(\$15,511.13)	\$36,328.24	-32.31%
People for the American Way	Telefund, Inc.	8	Closing	\$70,177.50	\$36,533.34	\$0.00	52.06%
People for the American Way	Your Voice Media, Inc.	8	Interim	\$132,621.00	\$4,282.00	\$0.00	3.23%
People for the American Way	ComNet Marketing Group, Inc.	8	Closing	\$172,417.28	\$56,854.78	\$0.00	32.98%
People for the Ethical Treatment of Animals Inc.	InfoCision, Inc.	8	Closing	\$271,893.48	\$60,318.18	\$0.00	22.18%
People for the Ethical Treatment of Animals Inc.	Public Interest Communications, Inc.	8	Closing	\$286,760.31	\$51,142.42	\$220,893.68	17.83%
People for the Ethical Treatment of Animals Inc.	Donor Services Group, LLC	8	Closing	\$290,116.00	\$7,545.00	\$291,436.00	2.60%
Phillips Collection (The)	Donor Services Group, LLC	8	Closing	\$21,292.00	\$11,922.00	\$0.00	55.99%
Physicians Committee for Responsible Medicine, Inc.	Donor Services Group, LLC	8	Closing	\$91,461.00	\$2,918.31	\$34,787.00	3.19%
Plan International USA Inc	InfoCision, Inc.	8	Closing	\$12,887.00	(\$11,736.55)	\$0.00	-91.07%
Planetary Society	Harris Direct	8	Interim	\$37,535.75	(\$10,459.51)	\$23,656.25	-27.87%
Points of Light Foundation	Donor Services Group, LLC	8	Closing	\$1,150.00	(\$905.98)	\$1,000.00	-78.78%
Principia Corporation	Harris Connect, LLC	8	Closing	\$38,009.50	(\$48,428.16)	\$64,339.50	-127.41%
Project Cure, Inc.	Bee, L. C.	8	Interim	\$1,482,958.00	\$199,228.00	\$381,397.00	13.43%
Project Hope-The People-to-People Health Foundation Inc.	Telefund, Inc.	8	Closing	\$29,464.00	(\$1,918.05)	\$10,727.00	-6.51%
Project Hope-The People-to-People Health Foundation Inc.	Public Interest Communications, Inc.	8	Closing	\$39,130.00	\$14,175.15	\$0.00	36.23%
Promenade Nationale Corporation	Heritage Company, Inc. (The)	8	Interim	\$138,757.42	\$30,675.99	\$64,071.00	22.11%

**Pennies for Charity Table 4**  
**Charitable Organizations - Alphabetical Order by Geographical Area**

NFP Name	PFR Name	Geo Area	Report Type	Gross Receipts	Net to Charity	Uncollected Pledges	% to Charity
Religious Coalition for Reproductive Choice Inc.	PDR II, Inc.	8	Closing	\$16,283.00	\$7,838.00	\$0.00	48.14%
Restore America's Voice Foundation	InfoCision, Inc.	8	Closing	\$1,220,054.00	\$777,128.26	\$0.00	63.70%
Richard J. Caron Foundation	AFRC, Inc.	8	Interim	\$37,367.50	\$15,371.00	\$14,655.00	41.13%
Roger Wyburn-Mason & Jack M Blount Foundation for Eradication of Rheumatoid Disease Inc	Bee, L. C.	8	Interim	\$98,383.00	\$15,278.00	\$54,818.00	15.53%
Ronald Reagan Presidential Foundation	Strategic Direct Marketing	8	Interim	\$60,177.67	\$27,348.87	\$30,757.33	45.45%
Rutherford Institute	MDS Communications Corporation	8	Interim	\$9,315.00	\$2,315.00	\$4,705.00	24.85%
Save the Children Federation Inc.	Donor Care Center, Inc.	8	Closing	\$771,088.80	\$221,635.37	\$462,368.66	28.74%
Sierra Club	Public Interest Communications, Inc.	8	Closing	\$73,864.00	\$26,354.00	\$0.00	35.68%
Sierra Club	SD&A Teleservices, Inc.	8	Closing	\$384,826.43	\$209,440.83	\$0.00	54.42%
Sierra Club	Donor Services Group, LLC	8	Closing	\$561,079.36	\$356,204.36	\$0.00	63.49%
Sierra Club	Telefund, Inc.	8	Closing	\$762,775.82	\$542,925.90	\$0.00	71.18%
Sierra Club	PDR II, Inc.	8	Closing	\$1,346,509.75	\$355,402.75	\$100.00	26.39%
Social Security Institute	InfoCision, Inc.	8	Closing	\$233,684.22	\$17,589.55	\$0.00	7.53%
Southern Poverty Law Center Inc.	Donor Services Group, LLC	8	Closing	\$49,890.00	(\$4,770.47)	\$31,193.00	-9.56%
Southern Poverty Law Center Inc.	Harris Direct	8	Interim	\$310,048.58	\$158,275.09	\$115,557.42	51.05%
Southern Poverty Law Center Inc.	Telefund, Inc.	8	Closing	\$730,406.35	\$349,050.39	\$55,306.65	47.79%
State University of Iowa Foundation	RuffaloCODY, LLC	8	Interim	\$733,254.01	\$400,890.73	\$336,345.80	54.67%
Student Conservation Association Inc.	Donor Services Group, LLC	8	Closing	\$44,815.00	\$8,018.73	\$12,903.00	17.89%
Students for Life of America, Inc.	MDS Communications Corporation	8	Interim	\$206,256.00	\$31,791.00	\$120,548.00	15.41%
Tea Party Patriots, Inc.	Capitol Resources, Inc.	8	Closing	\$843,766.49	\$395,873.26	\$578,602.90	46.92%
Tea Party Patriots, Inc.	MDS Communications Corporation	8	Interim	\$936,652.00	\$137,322.00	\$826,177.00	14.66%
Tea Party Patriots, Inc.	Strategic Direct Marketing	8	Closing	\$1,298,704.01	\$324,348.01	\$879,246.00	24.97%
Tea Party Patriots, Inc.	Strategic Direct Marketing	8	Interim	\$1,361,488.53	\$65,921.50	\$1,366,031.10	4.84%

**Pennies for Charity Table 4**  
**Charitable Organizations - Alphabetical Order by Geographical Area**

NFP Name	PFR Name	Geo Area	Report Type	Gross Receipts	Net to Charity	Uncollected Pledges	% to Charity
TelecomPioneers Charitable Foundation	InfoCision, Inc.	8	Closing	\$11,745.00	\$6,252.54	\$0.00	53.24%
Trustees of the Corcoran Gallery of Art	ComNet Marketing Group, Inc.	8	Closing	\$9,140.25	\$125.12	\$0.00	1.37%
U S English, Inc.	InfoCision, Inc.	8	Closing	\$23,215.45	\$4.80	\$0.00	0.02%
Unbound	Strategic Direct Marketing	8	Interim	\$113,354.00	(\$2,543.68)	\$63,430.00	-2.24%
Union of Concerned Scientists, Inc.	Donor Services Group, LLC	8	Closing	\$90,813.00	\$7,565.31	\$52,591.00	8.33%
Unitarian Universalist Service Committee Inc.	Public Interest Communications, Inc.	8	Closing	\$335,454.25	\$270,091.60	\$0.00	80.52%
United Cerebral Palsy, Inc.	SD&A Teleservices, Inc.	8	Closing	\$2,068.00	(\$2,508.00)	\$1,948.00	-121.28%
United Farm Workers of America	Gordon and Schwenkmeyer, Inc.	8	Closing	\$209,718.28	\$92,957.71	\$75,648.48	44.33%
United States Coast Guard Academy Alumni Association, Inc.	Harris Connect, LLC	8	Closing	\$153,537.00	\$105,824.66	\$207,519.00	68.92%
University of Colorado Foundation, Inc.	RuffaloCODY, LLC	8	Closing	\$1,205,243.63	\$334,269.20	\$541,929.26	27.73%
University of Connecticut Foundation, Inc.	RuffaloCODY, LLC	8	Closing	\$507,204.85	\$23,024.69	\$240,764.70	4.54%
University of Connecticut Law School Foundation, Inc.	<b>RuffaloCODY, LLC</b>	8	Closing	<b>\$5,360.00</b>	<b>(\$121.59)</b>	<b>\$1,550.00</b>	<b>-2.27%</b>
University of Connecticut Law School Foundation, Inc.	RuffaloCODY, LLC	8	Interim	\$43,555.00	\$36,593.50	\$9,595.00	84.02%
USAFA Endowment, Inc.	RuffaloCODY, LLC	8	Closing	\$484,645.95	\$382,880.28	\$70,002.14	79.00%
Vermont ETV Inc.	ComNet Marketing Group, Inc.	8	Interim	\$5,723.00	(\$953.02)	\$0.00	-16.65%
Vermont ETV Inc.	PDR II, Inc.	8	Closing	\$109,393.00	(\$9,502.00)	\$0.00	-8.69%
Veterans of Foreign Wars of the United States	MDS Communications Corporation	8	Closing	\$1,807,681.00	\$288,681.00	\$921,308.00	15.97%
Veterans Support Foundation	Associated Community Services, Inc.	8	Interim	\$3,731,910.10	\$1,679,359.44	\$0.00	45.00%
VietNow National Headquarters, Inc.	Menacola Marketing, Inc.	8	Interim	\$162,049.48	\$32,409.90	\$17,836.60	20.00%
Wellstone Action	PDR II, Inc.	8	Closing	\$33,455.00	\$6,859.00	\$0.00	20.50%
Western Pennsylvania Conservancy	Donor Services Group, LLC	8	Closing	\$29,696.00	(\$17,698.72)	\$27,452.00	-59.60%
Wilderness Society	DCM, Inc.	8	Closing	\$1,150.00	(\$4,520.06)	\$0.00	-393.05%
Wilderness Society	Gordon and Schwenkmeyer, Inc.	8	Interim	\$14,360.00	(\$4,476.59)	\$6,314.50	-31.17%

**Pennies for Charity Table 4**  
**Charitable Organizations - Alphabetical Order by Geographical Area**

NFP Name	PFR Name	Geo Area	Report Type	Gross Receipts	Net to Charity	Uncollected Pledges	% to Charity
Wilderness Society	Harris Direct	8	Closing	\$18,821.50	\$7,575.20	\$0.00	40.25%
Wilderness Society	ComNet Marketing Group, Inc.	8	Closing	\$96,659.00	(\$16,169.80)	\$0.00	-16.73%
Wilderness Society	ComNet Marketing Group, Inc.	8	Interim	\$338,748.00	\$198,257.61	\$0.00	58.53%
Wishing Well Foundation USA, Inc.	Contract Communications, Inc.	8	Interim	\$366,024.00	\$47,583.00	\$16,255.00	13.00%
Woman to Woman Breast Cancer Foundation, Inc.	Menacola Marketing, Inc.	8	Interim	\$73,915.10	\$11,087.27	\$4,100.10	15.00%
Woman to Woman Breast Cancer Foundation, Inc.	Directele, Inc.	8	Closing	\$183,660.59	\$63,981.21	\$0.00	34.84%
Woman to Woman Breast Cancer Foundation, Inc.	Midwest Publishing - DN, Inc.	8	Interim	\$1,519,186.00	\$151,919.00	\$0.00	10.00%
Women for Women International	PDR II, Inc.	8	Closing	\$42,703.00	\$10,111.00	\$0.00	23.68%
Women for Women International	Telefund, Inc.	8	Closing	\$105,057.98	\$73,356.18	\$0.00	69.82%
World Wildlife Fund, Inc.	Harris Direct	8	Closing	\$146,376.26	\$62,369.22	\$10,600.74	42.61%
World Wildlife Fund, Inc.	Public Interest Communications, Inc.	8	Closing	\$147,095.00	\$97,102.05	\$0.00	66.01%
World Wildlife Fund, Inc.	Donor Services Group, LLC	8	Closing	\$444,680.87	\$211,157.87	\$120,520.00	47.49%
Yellowstone Park Foundation, Inc.	Donor Care Center, Inc.	8	Closing	\$8,815.00	(\$3,294.46)	\$4,931.00	-37.37%
Yosemite Foundation	Public Interest Communications, Inc.	8	Closing	\$31,322.00	(\$9,622.80)	\$7,399.80	-30.72%
			<b>Totals:</b>	<b>\$249,265,366.95</b>	<b>\$94,481,767.79</b>	<b>\$53,935,574.57</b>	<b>37.90%</b>

# Pennies for Charity

## Table 5

Total Amount Raised by Charity  
By % to Charity

2012 Telemarketing Campaigns

**Pennies for Charity: Table 5**  
**Total Amount Raised by Charity - By % to Charity**

NFP Name	Number of Campaigns	Gross Receipts	Net to Charity	Uncollected Pledges	% to Charity
ChildFund International, USA	1	\$3,962,435.29	\$3,832,311.61	\$0.00	96.72%
New York Shakespeare Festival	1	\$406,030.00	\$373,547.60	\$0.00	92.00%
United States Merchant Marine Academy Alumni Foundation, Inc.	1	\$647,219.71	\$565,362.71	\$0.00	87.35%
Christian Appalachian Project Inc	1	\$2,851,281.47	\$2,454,856.89	\$0.00	86.10%
American Society for the Prevention of Cruelty to Animals	3	\$9,299,295.35	\$7,603,336.33	\$0.00	81.76%
GEVA THEATRE CENTER INC	1	\$3,836.00	\$3,109.88	\$0.00	81.07%
Unitarian Universalist Service Committee Inc.	1	\$335,454.25	\$270,091.60	\$0.00	80.52%
Association of the Graduates of the United States Military Academy	1	\$2,006,833.72	\$1,603,193.25	\$550,155.14	79.89%
USAFA Endowment, Inc.	1	\$484,645.95	\$382,880.28	\$70,002.14	79.00%
League of Women Voters Education Fund	1	\$18,408.00	\$13,818.00	\$0.00	75.07%
New York City Ballet, Inc.	1	\$738,551.47	\$553,913.61	\$0.00	75.00%
Lincoln Center for the Performing Arts, Inc.	1	\$21,131.00	\$15,848.25	\$0.00	75.00%
University of Connecticut Law School Foundation, Inc.	2	\$48,915.00	\$36,471.91	\$11,145.00	74.56%
Mountain Lake Public Telecommunications Council, Inc.	1	\$34,821.53	\$25,446.19	\$0.00	73.08%
Heritage Foundation, Inc. (DC)	1	\$6,051,098.00	\$4,338,848.32	\$935,953.00	71.70%
United States Coast Guard Academy Alumni Association, Inc.	1	\$153,537.00	\$105,824.66	\$207,519.00	68.92%
Carnegie Hall Corporation	2	\$1,308,785.56	\$897,645.13	\$0.00	68.59%
Marine Corps Heritage Foundation	1	\$843,544.58	\$577,371.98	\$203,889.90	68.45%
Rochester Philharmonic Orchestra, Inc.	1	\$355,554.00	\$242,597.75	\$33,920.00	68.23%
Gain International	1	\$59,996.00	\$40,912.00	\$14,428.00	68.19%
Kappa Kappa Gamma Foundation	1	\$48,279.00	\$32,660.07	\$3,111.00	67.65%
Northwestern University	1	\$122,725.40	\$79,476.57	\$59,436.16	64.76%
WMHT Educational Telecommunications, Inc.	1	\$84,096.00	\$53,755.09	\$22,429.00	63.92%
Restore America's Voice Foundation	1	\$1,220,054.00	\$777,128.26	\$0.00	63.70%

**Pennies for Charity: Table 5**  
**Total Amount Raised by Charity - By % to Charity**

NFP Name	Number of Campaigns	Gross Receipts	Net to Charity	Uncollected Pledges	% to Charity
Birthright Israel Foundation	1	\$55,101.00	\$35,060.96	\$46,959.00	63.63%
Parents, Families and Friends of Lesbians and Gays, Inc.	2	\$101,524.00	\$63,676.62	\$3,646.00	62.72%
Gay Men's Health Crisis, Inc.	2	\$5,846,253.00	\$3,659,496.00	\$18,773.00	62.60%
Kappa Alpha Theta Foundation	1	\$281,090.36	\$174,228.10	\$63,061.17	61.98%
Ballet Theatre Foundation, Inc.	2	\$851,592.25	\$526,389.98	\$120,050.25	61.81%
Medecins Sans Frontieres USA, Inc.	3	\$3,984,608.24	\$2,433,437.71	\$528,680.76	61.07%
Food Pantries for the Capital District, Inc.	1	\$383,355.00	\$230,013.00	\$0.00	60.00%
Equal Justice USA, Inc.	1	\$3,795.00	\$2,274.60	\$0.00	59.94%
National Organization for Women-New York State Inc	1	\$112,000.00	\$66,569.33	\$15,957.00	59.44%
United States Fund for UNICEF	2	\$1,588,331.07	\$943,447.58	\$158,296.60	59.40%
New York Botanical Garden	1	\$69,660.00	\$40,852.66	\$0.00	58.65%
Food for the Hungry, Inc.	1	\$314,278.00	\$184,012.00	\$158,087.00	58.55%
American Israel Public Affairs Committee	1	\$169,671.72	\$97,436.74	\$107,112.28	57.43%
Consumers Union of United States, Inc.	1	\$234,012.00	\$133,947.08	\$59,512.00	57.24%
Heifer Project International, Inc.	1	\$1,063,389.00	\$606,275.00	\$391,186.00	57.01%
AOPA Foundation, Inc.	2	\$275,007.13	\$156,417.10	\$25,063.00	56.88%
Carnegie Hall Society, Inc.	1	\$644,435.00	\$364,405.08	\$0.00	56.55%
Women for Women International	2	\$147,760.98	\$83,467.18	\$0.00	56.49%
National Multiple Sclerosis Society	1	\$73,909.00	\$41,689.33	\$0.00	56.41%
Americans United for Life	1	\$259,816.00	\$145,854.00	\$96,348.00	56.14%
Buffalo Philharmonic Orchestra Society, Inc.	1	\$405,000.00	\$227,040.00	\$0.00	56.06%
New York State Tenants & Neighbors Information Service, Inc.	1	\$40,379.00	\$22,612.85	\$7,367.00	56.00%
Phillips Collection (The)	1	\$21,292.00	\$11,922.00	\$0.00	55.99%
Ashley, Inc.	1	\$10,545.00	\$5,838.75	\$0.00	55.37%

**Pennies for Charity: Table 5**  
**Total Amount Raised by Charity - By % to Charity**

NFP Name	Number of Campaigns	Gross Receipts	Net to Charity	Uncollected Pledges	% to Charity
Beth Israel Deaconess Medical Center, Inc.	1	\$168,661.00	\$93,037.41	\$111,191.00	55.16%
Hunger Action Network of New York State	1	\$156,815.00	\$86,248.25	\$0.00	55.00%
Patrolman's Benevolent Association of Southampton Town, Inc.	1	\$44,855.00	\$24,670.25	\$0.00	55.00%
City College Fund	1	\$229,589.25	\$126,137.11	\$0.00	54.94%
State University of Iowa Foundation	1	\$733,254.01	\$400,890.73	\$336,345.80	54.67%
WXXI Public Broadcasting Council	1	\$84,774.17	\$46,254.05	\$40,018.83	54.56%
Queens College Foundation	1	\$122,083.05	\$65,917.01	\$26,173.01	53.99%
Autism Spectrum Disorder Foundation, Inc.	2	\$196,855.10	\$105,504.16	\$0.00	53.59%
TelecomPioneers Charitable Foundation	1	\$11,745.00	\$6,252.54	\$0.00	53.24%
Colonie Police Benevolent Association, Inc.	1	\$123,912.00	\$65,660.00	\$0.00	52.99%
Enlisted Association of the New York National Guard	1	\$24,770.00	\$13,074.32	\$26,549.00	52.78%
B'nai B'rith	2	\$795,605.00	\$414,154.00	\$22,418.00	52.06%
NFIB Small Business Legal Center	1	\$77,620.00	\$40,371.00	\$35,350.00	52.01%
Memorial Sloan-Kettering Cancer Center	1	\$1,286,834.79	\$666,835.01	\$382,834.00	51.82%
National Gay and Lesbian Task Force Foundation	1	\$18,807.00	\$9,653.76	\$52,754.00	51.33%
Police Captains & Lieutenants Association of Erie County, Inc.	1	\$32,605.00	\$16,610.00	\$0.00	50.94%
Alzheimers Disease and Related Disorders Association, Inc.	1	\$154,616.99	\$78,597.64	\$0.00	50.83%
Rye Country Day School	1	\$31,967.00	\$16,204.00	\$6,665.00	50.69%
World Wildlife Fund, Inc.	3	\$738,152.13	\$370,629.14	\$131,120.74	50.21%
Electric City Detachment Marine Corps League	1	\$15,844.00	\$7,922.00	\$0.00	50.00%
Amityville Patrolmen's Benevolent Association, Inc.	1	\$36,465.00	\$18,232.50	\$0.00	50.00%
Cornerstone Soup Kitchen & Food Pantry, Inc.	1	\$132,584.00	\$66,292.00	\$0.00	50.00%
East Hampton Town Police Benevolent Association	1	\$30,535.00	\$15,267.50	\$0.00	50.00%
Northport Police Benevolent Association Inc.	1	\$19,510.00	\$9,755.00	\$0.00	50.00%



**Pennies for Charity: Table 5**  
**Total Amount Raised by Charity - By % to Charity**

NFP Name	Number of Campaigns	Gross Receipts	Net to Charity	Uncollected Pledges	% to Charity
Patrolmen's Benevolent Association of Long Beach, New York, Inc	1	\$31,620.00	\$15,810.00	\$0.00	50.00%
Captain William Dale O'Brien Detachment Marine Corps League	1	\$16,443.50	\$8,221.75	\$0.00	50.00%
Amityville Fire Department	1	\$19,540.00	\$9,770.00	\$0.00	50.00%
Senior Service Centers of the Albany Area, Inc.	1	\$64,065.00	\$32,032.50	\$0.00	50.00%
Stop the Violence, Inc.	1	\$74,673.00	\$37,336.50	\$0.00	50.00%
Tompkins County Deputy Sheriffs' Association, Inc.	1	\$50,450.00	\$25,225.00	\$0.00	50.00%
Glen Cove City Police Benevolent Association, Inc.	1	\$40,285.00	\$20,142.50	\$0.00	50.00%
Troy Detachment Marine Corps League, Inc.	1	\$16,443.50	\$8,221.75	\$0.00	50.00%
Northeast Mobile Search & Rescue, Inc.	1	\$74,086.00	\$37,043.00	\$0.00	50.00%
Waterford Emergency Team, Inc.	1	\$57,654.00	\$28,827.00	\$0.00	50.00%
Broome County Sheriff's Law Enforcement Officers Association	1	\$26,982.50	\$13,491.25	\$0.00	50.00%
Port Washington Police Benevolent Association, Inc.	2	\$89,902.00	\$44,951.00	\$0.00	50.00%
Freeport Police Benevolent Association	1	\$30,045.00	\$15,022.50	\$0.00	50.00%
National Right to Life Committee Inc.	4	\$1,896,746.81	\$945,296.25	\$143,309.53	49.84%
League of Women Voters of the United States	2	\$131,392.00	\$65,291.72	\$28,173.00	49.69%
MedicAlert Foundation United States Inc	1	\$380,901.22	\$188,901.22	\$96,659.22	49.59%
Crohn's & Colitis Foundation of America, Inc.	1	\$82,553.50	\$40,310.25	\$0.00	48.83%
Colonial Williamsburg Foundation	1	\$258,703.00	\$125,151.87	\$126,659.00	48.38%
Religious Coalition for Reproductive Choice Inc.	1	\$16,283.00	\$7,838.00	\$0.00	48.14%
Concerned Women for America	2	\$1,518,636.16	\$729,573.87	\$6,273.00	48.04%
Sierra Club	5	\$3,129,055.36	\$1,490,327.84	\$100.00	47.63%
National Museum of Women in the Arts Inc	1	\$143,783.00	\$68,207.00	\$0.00	47.44%
Organic Consumers Association	1	\$300,088.36	\$141,400.81	\$95,175.04	47.12%
Environmental Defense Fund, Inc.	3	\$807,481.64	\$378,880.40	\$12,496.92	46.92%

**Pennies for Charity: Table 5**  
**Total Amount Raised by Charity - By % to Charity**

NFP Name	Number of Campaigns	Gross Receipts	Net to Charity	Uncollected Pledges	% to Charity
Leadership Institute	1	\$24,631.00	\$11,515.17	\$8,320.00	46.75%
Southern Poverty Law Center Inc.	3	\$1,090,344.93	\$502,555.01	\$202,057.07	46.09%
American Civil Liberties Union, Inc.	5	\$2,674,725.63	\$1,231,691.42	\$507,625.83	46.05%
Holt International Children's Services, Inc.	1	\$35,698.00	\$16,394.00	\$22,005.00	45.92%
Western New York Public Broadcasting Association	1	\$114,815.40	\$52,682.98	\$15,046.66	45.88%
Ronald Reagan Presidential Foundation	1	\$60,177.67	\$27,348.87	\$30,757.33	45.45%
National Parkinson Foundation, Inc.	1	\$119,726.91	\$54,097.60	\$5,623.00	45.18%
Police Benevolent Association of Watkins Glen, Inc.	1	\$20,767.50	\$9,345.38	\$0.00	45.00%
American Association For Cancer Support, Inc.	1	\$177,261.91	\$79,767.86	\$0.00	45.00%
Deputies Association of the County of Steuben	1	\$61,945.00	\$27,875.25	\$0.00	45.00%
Horseheads Police Benevolent Association, Inc.	1	\$67,165.00	\$30,224.25	\$0.00	45.00%
Saratoga County Deputy Sheriff's PBA	1	\$26,865.00	\$12,089.25	\$0.00	45.00%
Breast Cancer Charities of America, Inc.	1	\$4,709,569.52	\$2,119,306.24	\$0.00	45.00%
Law Enforcement Education Program	1	\$1,117,875.76	\$503,044.07	\$0.00	45.00%
Circle of Friends for American Veterans	1	\$496,830.58	\$223,573.75	\$0.00	45.00%
Animal Protection Foundation	1	\$109,004.65	\$49,052.09	\$0.00	45.00%
Veterans Support Foundation	1	\$3,731,910.10	\$1,679,359.44	\$0.00	45.00%
Firefighters Support Services, Inc.	1	\$1,927,361.47	\$867,312.60	\$0.00	45.00%
Foundation for American Veterans, Inc.	1	\$5,460,101.93	\$2,457,045.68	\$0.00	45.00%
Breast Cancer Society, Inc.	2	\$10,791,158.87	\$4,830,319.61	\$0.00	44.76%
Arthritis Foundation Inc.	2	\$262,788.36	\$117,453.76	\$194,582.54	44.70%
Long Island Pythian Council	1	\$40,521.00	\$18,010.50	\$0.00	44.45%
United Farm Workers of America	1	\$209,718.28	\$92,957.71	\$75,648.48	44.33%
NARAL Pro-Choice America	6	\$1,277,324.38	\$565,711.14	\$268,681.62	44.29%

**Pennies for Charity: Table 5**  
**Total Amount Raised by Charity - By % to Charity**

NFP Name	Number of Campaigns	Gross Receipts	Net to Charity	Uncollected Pledges	% to Charity
Putnam County Sheriff's Department Police Benevolent Association	1	\$48,841.00	\$21,490.04	\$0.00	44.00%
Life Issues Institute Inc.	1	\$42,964.00	\$18,860.00	\$17,119.00	43.90%
Morristown Memorial Health Foundation, Inc.	1	\$63,124.00	\$27,614.00	\$0.00	43.75%
National Children's Cancer Society Inc	1	\$2,532,457.46	\$1,107,399.33	\$1,002,581.57	43.73%
Foundation of Hudson Valley Hospital Center, Inc. (The)	1	\$34,419.00	\$14,659.00	\$22,441.00	42.59%
Cooperative for Assistance and Relief Everywhere Inc	2	\$1,869,161.00	\$791,957.46	\$678,089.00	42.37%
International Fellowship of Christians and Jews Inc.	2	\$2,319,341.14	\$978,428.65	\$85,800.12	42.19%
Government Accountability Project, Inc.	1	\$70,934.50	\$29,907.01	\$18,858.00	42.16%
Police Benevolent Association of Elmira, New York Inc.	1	\$59,570.00	\$25,019.40	\$0.00	42.00%
Croton Police Association, Inc.	1	\$52,082.00	\$21,874.44	\$0.00	42.00%
Planned Parenthood Action Fund, Inc.	5	\$1,140,913.22	\$477,521.50	\$377,149.13	41.85%
New York State Right to Life Committee, Inc.	1	\$15,341.00	\$6,397.25	\$8,640.00	41.70%
New Jersey Symphony Orchestra	1	\$162,960.30	\$67,928.84	\$0.00	41.68%
Multiple Sclerosis Association of America Inc.	1	\$2,745,082.45	\$1,137,717.85	\$1,375,262.00	41.45%
Richard J. Caron Foundation	1	\$37,367.50	\$15,371.00	\$14,655.00	41.13%
Erie County Association of Chiefs of Police, Inc.	1	\$36,753.00	\$15,000.00	\$0.00	40.81%
Children's Cancer Recovery Foundation	2	\$4,845,701.12	\$1,972,263.80	\$66,620.00	40.70%
NAACP Legal Defense and Educational Fund, Inc.	1	\$51,055.50	\$20,685.00	\$0.00	40.51%
National Rifle Association of America	1	\$9,844,867.44	\$3,941,288.25	\$0.00	40.03%
Police Benevolent Association of Binghamton, New York, Inc.	1	\$25,367.50	\$10,147.00	\$0.00	40.00%
Ithaca Police Benevolent Association	1	\$47,795.00	\$19,118.00	\$0.00	40.00%
Police Benevolent Association of the City of White Plains Inc.	1	\$67,605.00	\$27,042.00	\$0.00	40.00%
Chemung County Corrections Officers Local #3978	1	\$21,705.00	\$8,682.00	\$0.00	40.00%
Southern Tier Canine Association, Inc.	1	\$18,000.00	\$7,200.00	\$0.00	40.00%

**Pennies for Charity: Table 5**  
**Total Amount Raised by Charity - By % to Charity**

NFP Name	Number of Campaigns	Gross Receipts	Net to Charity	Uncollected Pledges	% to Charity
Aeneas McDonald Police Benevolent Association	1	\$21,890.00	\$8,756.00	\$0.00	40.00%
Suffolk County Police Athletic League, Inc.	1	\$102,296.00	\$40,918.40	\$0.00	40.00%
Suffolk County Police Memorial Fund, Inc.	1	\$117,630.00	\$47,052.00	\$0.00	40.00%
Uniformed Court Officers Association of Suffolk County, Inc.	1	\$58,575.00	\$23,430.00	\$0.00	40.00%
New York State Court Clerks Association	1	\$98,680.00	\$39,472.00	\$0.00	40.00%
Elmira Heights Police Benevolent Association, Inc.	1	\$37,255.00	\$14,902.00	\$0.00	40.00%
Putnam County Volunteer Fireman's Association, Inc.	1	\$75,952.00	\$30,380.80	\$0.00	40.00%
American Council of the Blind Inc.	1	\$214,409.72	\$85,724.80	\$70,088.47	39.98%
Leukemia and Lymphoma Society Inc.	1	\$626,530.52	\$250,175.53	\$0.00	39.93%
Farm Sanctuary, Inc.	1	\$151,238.00	\$60,318.63	\$0.00	39.88%
Earthjustice	2	\$328,774.39	\$130,369.96	\$28,997.61	39.65%
Cayuga Club Police Benevolent Association, Inc.	1	\$34,238.00	\$13,505.00	\$0.00	39.44%
American Diabetes Association Inc.	2	\$2,733,768.70	\$1,069,332.00	\$0.00	39.12%
AFS-USA, Inc.	1	\$83,867.00	\$32,693.00	\$0.00	38.98%
Foundation Fighting Blindness, Inc.	1	\$237,303.00	\$92,410.50	\$122,243.97	38.94%
New York-Presbyterian Fund Inc.	1	\$644,648.00	\$249,346.29	\$243,596.00	38.68%
Oxfam America, Inc.	4	\$702,265.00	\$270,726.72	\$673,491.00	38.55%
Wilderness Society	5	\$469,738.50	\$180,666.36	\$6,314.50	38.46%
Human Rights Campaign, Inc.	2	\$2,744,945.42	\$1,051,965.66	\$2,019,296.58	38.32%
Vestal Police Benevolent Association, Inc.	1	\$65,165.00	\$24,762.70	\$0.00	38.00%
Allegany County Deputy Sheriffs Association Inc.	1	\$51,230.00	\$19,467.40	\$0.00	38.00%
Crystal City Police Benevolent Association, Inc.	1	\$48,780.00	\$18,536.40	\$0.00	38.00%
Oneonta Police Benevolent Association	1	\$49,185.00	\$18,690.30	\$0.00	38.00%
Endicott Police Benevolent Association Inc	1	\$35,965.00	\$13,666.70	\$0.00	38.00%

**Pennies for Charity: Table 5**  
**Total Amount Raised by Charity - By % to Charity**

NFP Name	Number of Campaigns	Gross Receipts	Net to Charity	Uncollected Pledges	% to Charity
March of Dimes Foundation	1	\$1,603,072.43	\$601,982.47	\$0.00	37.55%
Scarsdale Police Benevolent Association, Inc.	1	\$229,205.00	\$84,971.75	\$0.00	37.07%
Ten Lives Club, Inc.	1	\$95,592.90	\$35,369.37	\$0.00	37.00%
Ronald McDonald House of New York, Inc.	1	\$30,149.00	\$11,093.00	\$15,490.00	36.79%
Humane Society of the United States, Inc. (The)	4	\$2,825,471.19	\$1,034,024.82	\$2,284,386.66	36.60%
National Trust for Historic Preservation in the United States	1	\$196,371.00	\$71,606.00	\$84,860.00	36.46%
Amnesty International of the USA, Inc.	11	\$2,042,438.81	\$725,890.84	\$189,113.25	35.54%
New York Public Radio	1	\$159,307.95	\$56,339.96	\$70,480.77	35.37%
Defeat Diabetes Foundation, Inc.	2	\$90,156.00	\$31,823.10	\$0.00	35.30%
National Children Leukemia Foundation, Inc.	2	\$663,622.48	\$232,374.47	\$213,078.75	35.02%
Suffolk County Detective Investigators Police Benevolent Association	1	\$92,963.50	\$32,537.23	\$0.00	35.00%
Correction Officers Benevolent Association of Rockland County, Inc.	1	\$42,766.00	\$14,968.10	\$0.00	35.00%
Uniformed Firefighters Association of the City of Mount Vernon NY, Inc.	1	\$39,792.00	\$13,927.20	\$0.00	35.00%
Village of Ossining Policemans Benevolent Association, Inc.	1	\$25,726.00	\$9,004.10	\$0.00	35.00%
Rockland County Sheriffs Deputies Association Inc.	1	\$90,437.00	\$31,652.95	\$0.00	35.00%
Spring Valley Policemens Benevolent Association	1	\$34,672.00	\$12,135.20	\$0.00	35.00%
Eastchester Police Benevolent Association	1	\$14,895.00	\$5,213.25	\$0.00	35.00%
Police Association of the City of Yonkers, Inc.	1	\$88,416.00	\$30,945.60	\$0.00	35.00%
Owego Police Benevolent Association	1	\$37,915.00	\$13,270.25	\$0.00	35.00%
Suffolk County Police Conference, Inc.	1	\$52,005.00	\$18,201.75	\$0.00	35.00%
Police Athletic League of Yonkers Foundation, Inc.	1	\$75,275.00	\$26,346.25	\$0.00	35.00%
Chemung County Emergency Protective, Inc.	1	\$4,665.00	\$1,632.75	\$0.00	35.00%
Eastchester Professional Firefighters Local 916	1	\$21,820.00	\$7,637.00	\$2,975.00	35.00%
Otsego County Deputy Sheriffs Police Benevolent Association	1	\$53,350.00	\$18,672.50	\$0.00	35.00%

**Pennies for Charity: Table 5**  
**Total Amount Raised by Charity - By % to Charity**

NFP Name	Number of Campaigns	Gross Receipts	Net to Charity	Uncollected Pledges	% to Charity
Chenango County Law Enforcement Association	1	\$44,060.00	\$15,421.00	\$0.00	35.00%
Delaware County Deputy Sheriff's Police Benevolent Association Inc.	1	\$44,125.00	\$15,443.75	\$0.00	35.00%
Yonkers Police Captains, Lieutenants & Sergeants Benevolent Association	1	\$102,060.00	\$35,618.00	\$0.00	34.90%
Gay & Lesbian Alliance Against Defamation Inc.	1	\$89,247.00	\$30,949.00	\$0.00	34.68%
Longwood Gardens, Inc.	1	\$96,326.00	\$33,343.50	\$0.00	34.62%
Depew Police Benevolent Association, Inc.	1	\$29,167.00	\$10,018.00	\$0.00	34.35%
Galapagos Conservancy (The)	1	\$36,510.00	\$12,489.44	\$14,159.00	34.21%
Greenpeace, Inc.	3	\$1,096,481.29	\$371,902.83	\$11,210.00	33.92%
Special Olympics New York, Inc.	2	\$1,499,026.41	\$508,286.89	\$313,581.88	33.91%
National Organization for Women Inc	1	\$270,375.79	\$91,405.08	\$109,213.21	33.81%
United Breast Cancer Foundation	2	\$1,049,769.71	\$352,948.98	\$458,731.44	33.62%
Christian Advocates Serving Evangelism Inc	3	\$7,298,665.84	\$2,434,146.94	\$697,351.00	33.35%
Middletown NY Police Benevolent Association	1	\$45,515.50	\$15,009.10	\$0.00	32.98%
Children's Wish Foundation International Inc	1	\$5,667,990.24	\$1,837,121.96	\$2,180,753.80	32.41%
National Federation of the Blind of New York State, Inc.	1	\$145,130.00	\$46,441.60	\$0.00	32.00%
Police Benevolent Association of Pleasantville, New York, Inc.	1	\$22,325.00	\$6,920.75	\$2,800.00	31.00%
Greenburgh Uniformed Firefighters Association, Inc.	1	\$26,950.00	\$8,354.50	\$3,375.00	31.00%
Uniformed Fire Fighters Association of the City of New Rochelle, Inc.	1	\$43,235.00	\$13,402.85	\$4,935.00	31.00%
Sullivan County Patrolmens Benevolent Association	1	\$21,507.00	\$6,500.00	\$0.00	30.22%
Ossining Police Athletic League	1	\$31,958.00	\$9,591.00	\$0.00	30.01%
Fraternal Order of Police Empire State Lodge, Inc.	1	\$238,747.82	\$71,624.35	\$1,663,405.26	30.00%
Orange County K-9 Association, Inc.	1	\$33,579.00	\$10,073.70	\$0.00	30.00%
Monticello Policemen's Benevolent Association, Inc.	1	\$29,260.00	\$8,778.00	\$0.00	30.00%
Police Fresh Air Fund of Westchester County, Inc.	1	\$13,482.00	\$4,044.60	\$0.00	30.00%

**Pennies for Charity: Table 5**  
**Total Amount Raised by Charity - By % to Charity**

NFP Name	Number of Campaigns	Gross Receipts	Net to Charity	Uncollected Pledges	% to Charity
Oswego County Lodge-NYS Lodge #1 of the Fraternal Order of Police	1	\$20,830.00	\$6,249.00	\$0.00	30.00%
Broome County Humane Society and Relief Association	1	\$36,805.00	\$11,041.50	\$0.00	30.00%
Suffolk County Deputy Sheriff's Benevolent Association	2	\$98,684.60	\$29,605.38	\$0.00	30.00%
Town Police Fraternity Inc.	1	\$44,652.00	\$13,395.60	\$0.00	30.00%
Shomrai Tzedek Society, Inc.	1	\$220.00	\$66.00	\$0.00	30.00%
American Lung Association, Inc.	2	\$836,185.06	\$250,388.91	\$214,632.60	29.94%
Jane Goodall Institute for Wildlife Research, Education and Conservation (The)	4	\$182,352.22	\$54,175.98	\$51,667.00	29.71%
ACT for America, Inc.	1	\$74,285.00	\$21,993.00	\$65,935.00	29.61%
Glens Falls Police Benevolent Association	1	\$22,322.00	\$6,500.00	\$0.00	29.12%
Save the Children Federation Inc.	1	\$771,088.80	\$221,635.37	\$462,368.66	28.74%
American Institute for Cancer Research, Inc.	2	\$1,160,406.31	\$331,816.28	\$0.00	28.59%
Buffalo Police Benevolent Association, Inc.	2	\$184,776.00	\$52,621.01	\$0.00	28.48%
American Heart Association, Inc.	1	\$1,102,085.36	\$308,320.93	\$0.00	27.98%
University of Colorado Foundation, Inc.	1	\$1,205,243.63	\$334,269.20	\$541,929.26	27.73%
Cheektowaga Police Captains and Lieutenants Association, Inc.	2	\$86,864.00	\$23,880.50	\$0.00	27.49%
Foundation for National Progress	2	\$215,286.00	\$59,056.81	\$71,403.50	27.43%
American Association for the Advancement of Science	1	\$28,105.00	\$7,614.00	\$12,562.00	27.09%
NYST Benefit Fund, Inc.	1	\$414,201.00	\$110,920.39	\$0.00	26.78%
Empire State Association of the Deaf, Inc.	1	\$20,811.00	\$5,500.00	\$8,852.00	26.43%
Shriners International	1	\$115,215.00	\$30,000.00	\$0.00	26.04%
League of Conservation Voters, Inc.	7	\$915,952.65	\$236,856.51	\$361,039.03	25.86%
Mothers Against Drunk Driving	4	\$5,797,815.67	\$1,489,857.79	\$382,415.19	25.70%
Partners in Health, A Nonprofit Corporation	2	\$54,579.00	\$13,838.50	\$0.00	25.35%
Operation Smile Inc.	2	\$4,107,118.47	\$1,032,230.49	\$1,945,088.31	25.13%

**Pennies for Charity: Table 5**  
**Total Amount Raised by Charity - By % to Charity**

NFP Name	Number of Campaigns	Gross Receipts	Net to Charity	Uncollected Pledges	% to Charity
South Lockport Fire Company, Inc.	1	\$39,086.00	\$9,797.00	\$0.00	25.07%
Plattsburgh Police Local 812	1	\$10,569.00	\$2,644.00	\$0.00	25.02%
Orleans County Deputy Sheriffs Association, Inc.	1	\$21,871.00	\$5,470.00	\$0.00	25.01%
Cyprus Temple of the A A O N M S of Albany New York / Shriners International	1	\$5,335.00	\$1,334.00	\$0.00	25.00%
Badge and Shield Club, Inc.	1	\$85,718.00	\$21,429.50	\$0.00	25.00%
Rockland County Society for the Prevention of Cruelty to Children	1	\$16,385.00	\$4,096.25	\$0.00	25.00%
Firemen's Memorial Exhibit Center of Western New York	1	\$41,247.50	\$10,311.87	\$0.00	25.00%
Kiwanis Club of Rochester New York, Inc.	1	\$17,505.00	\$4,376.00	\$0.00	25.00%
Rutherford Institute	1	\$9,315.00	\$2,315.00	\$4,705.00	24.85%
American Film Institute, Inc.	1	\$27,885.00	\$6,906.54	\$22,095.00	24.77%
New York State Association of Chiefs of Police, Inc.	3	\$882,943.30	\$213,683.01	\$363,185.00	24.20%
Planned Parenthood Federation of America Inc.	8	\$3,205,853.82	\$757,360.88	\$2,025,953.88	23.62%
Compassion & Choices	1	\$96,448.00	\$22,639.88	\$39,154.00	23.47%
Erie Mounted Division, Inc.	2	\$40,976.50	\$9,461.56	\$0.00	23.09%
Police Conference of New York, Inc.	3	\$455,428.50	\$103,810.88	\$67,096.00	22.79%
Promenade Nationale Corporation	1	\$138,757.42	\$30,675.99	\$64,071.00	22.11%
Brooklyn Botanic Garden Corporation	2	\$149,592.00	\$32,569.00	\$106,433.00	21.77%
Jewish Federations of North America, Inc.	1	\$105,062.25	\$22,496.82	\$146,113.75	21.41%
Appalachian Mountain Club	2	\$169,408.00	\$35,966.92	\$0.00	21.23%
National Wildlife Federation	2	\$117,042.00	\$24,586.69	\$30,105.00	21.01%
Navy League of the United States	1	\$348,909.75	\$73,097.75	\$280,411.18	20.95%
Tea Party Patriots, Inc.	4	\$4,440,611.03	\$923,464.77	\$3,650,057.00	20.80%
National Foundation for Cancer Research, Inc.	1	\$176,295.80	\$36,589.80	\$0.00	20.75%
Wellstone Action	1	\$33,455.00	\$6,859.00	\$0.00	20.50%



**Pennies for Charity: Table 5**  
**Total Amount Raised by Charity - By % to Charity**

NFP Name	Number of Campaigns	Gross Receipts	Net to Charity	Uncollected Pledges	% to Charity
Prospect Park Alliance, Inc.	1	\$39,523.00	\$8,048.00	\$0.00	20.36%
VietNow National Headquarters, Inc.	1	\$162,049.48	\$32,409.90	\$17,836.60	20.00%
Huntington Long Island Detachment Marine Corps League	1	\$20,265.00	\$4,053.00	\$0.00	20.00%
Suffolk County Detachment Marine Corps League	1	\$12,802.00	\$2,560.40	\$0.00	20.00%
Long Island Responds	1	\$186,209.00	\$37,241.80	\$0.00	20.00%
Nassau County Council Veterans of Foreign Wars of the United States, Inc.	1	\$148,280.00	\$29,656.00	\$0.00	20.00%
Manor Park Seniors Ltd	1	\$14,476.00	\$2,895.20	\$0.00	20.00%
Bi-County Helpline for Abuse Against Women and Children, Inc.	1	\$69,182.00	\$13,836.40	\$0.00	20.00%
National Caregiving Foundation	1	\$563,227.25	\$112,645.45	\$586,242.30	20.00%
Breast Cancer Funds for Research, Inc.	1	\$38,526.00	\$7,705.20	\$0.00	20.00%
New York Vietnam Veterans Foundation Inc	1	\$340,651.28	\$68,130.25	\$0.00	20.00%
National Veterans Services Fund, Inc.	1	\$295,230.00	\$58,460.00	\$88,007.26	19.80%
American Foundation for Disabled Children, Inc.,	2	\$65,540.58	\$12,875.47	\$14,264.00	19.65%
United States Olympic Committee	3	\$2,738,499.84	\$501,151.91	\$1,199,003.70	18.30%
Cancer Fund of America Inc	5	\$3,473,832.43	\$634,454.66	\$902,476.81	18.26%
Operation Lookout National Center for Missing Youth	4	\$431,983.64	\$78,483.12	\$814,905.67	18.17%
Student Conservation Association Inc.	1	\$44,815.00	\$8,018.73	\$12,903.00	17.89%
Project Hope-The People-to-People Health Foundation Inc.	2	\$68,594.00	\$12,257.10	\$10,727.00	17.87%
Tompkins Cortland Community College Foundation	1	\$9,015.00	\$1,601.00	\$4,170.00	17.76%
Smile Train, Inc.	1	\$1,204,870.77	\$213,280.68	\$0.00	17.70%
New York Cares Inc	1	\$33,527.63	\$5,930.94	\$4,599.00	17.69%
Children with Hair Loss, Inc.	1	\$966,272.57	\$169,093.65	\$0.00	17.50%
People for the American Way	6	\$450,639.85	\$75,639.34	\$44,247.24	16.78%
National Cancer Coalition, Inc.	2	\$169,761.00	\$27,922.00	\$134,672.00	16.45%

**Pennies for Charity: Table 5**  
**Total Amount Raised by Charity - By % to Charity**

NFP Name	Number of Campaigns	Gross Receipts	Net to Charity	Uncollected Pledges	% to Charity
Department of New York Veterans of Foreign Wars of the United States, Inc.	2	\$570,608.40	\$92,633.91	\$120,429.00	16.23%
American Children's Society, Inc.	1	\$2,915.00	\$466.40	\$8,971.00	16.00%
Veterans of Foreign Wars of the United States	1	\$1,807,681.00	\$288,681.00	\$921,308.00	15.97%
American Association of University Women, Inc.	4	\$117,735.50	\$18,762.02	\$67,796.00	15.94%
New York State Association of PBA's Inc	4	\$497,821.16	\$79,098.31	\$135,411.10	15.89%
Foundation for AIDS Research (The)	1	\$59,392.00	\$9,385.89	\$9,385.89	15.80%
Roger Wyburn-Mason & Jack M Blount Foundation for Eradication of Rheumatoid Disease Inc	1	\$98,383.00	\$15,278.00	\$54,818.00	15.53%
Students for Life of America, Inc.	1	\$206,256.00	\$31,791.00	\$120,548.00	15.41%
Children's Cancer Fund of America	1	\$4,342,884.89	\$662,661.69	\$0.00	15.26%
American Veterans Foundation	1	\$97,923.25	\$14,688.49	\$0.00	15.00%
Long Island State Park Police Benevolent Association, Inc.	1	\$73,795.66	\$11,069.35	\$0.00	15.00%
National Police Defense Foundation Inc.	2	\$784,647.02	\$117,697.06	\$79,270.64	15.00%
Breast Cancer Survivors Foundation, Inc.	2	\$471,140.84	\$70,671.13	\$12,576.66	15.00%
Police Officer Defense Fund of New York State, Inc.	1	\$35,599.00	\$5,339.85	\$19,219.00	15.00%
New York State Union of Police Associations, Inc.	1	\$75,808.00	\$11,371.20	\$41,981.00	15.00%
Disabled Police and Sheriffs Foundation, Inc.	1	\$7,910.00	\$1,186.50	\$1,276.00	15.00%
East End Detachment Marine Corps League, Inc.	1	\$44,730.00	\$6,709.50	\$0.00	15.00%
Reserve Police Officers Association	1	\$10,312.00	\$1,546.80	\$20,000.00	15.00%
Firefighters Burn Fund, Inc.	1	\$75,144.00	\$11,271.60	\$6,626.00	15.00%
Good Charity, Inc.	1	\$3,012,508.00	\$451,876.20	\$5,477,287.00	15.00%
NYS Park Police PBA, Inc.	1	\$347,487.00	\$52,123.00	\$0.00	15.00%
People for the Ethical Treatment of Animals Inc.	3	\$848,769.79	\$119,005.60	\$512,329.68	14.02%
Anti-Defamation League	4	\$192,355.35	\$26,166.99	\$71,658.69	13.60%
Committee for Missing Children Inc. d/b/a/ Committee For Missing and Abused Children	1	\$533,292.00	\$71,994.00	\$0.00	13.50%

**Pennies for Charity: Table 5**  
**Total Amount Raised by Charity - By % to Charity**

NFP Name	Number of Campaigns	Gross Receipts	Net to Charity	Uncollected Pledges	% to Charity
Project Cure, Inc.	1	\$1,482,958.00	\$199,228.00	\$381,397.00	13.43%
Firefighters Support Foundation, Inc.	2	\$160,404.45	\$21,437.60	\$12,193.00	13.36%
National Association for the Advancement of Colored People	4	\$473,115.08	\$62,459.91	\$478,665.92	13.20%
Partnership for a Drug Free America Inc.	1	\$191,938.62	\$25,126.10	\$26,757.44	13.09%
Wishing Well Foundation USA, Inc.	1	\$366,024.00	\$47,583.00	\$16,255.00	13.00%
Woman to Woman Breast Cancer Foundation, Inc.	3	\$1,776,761.69	\$226,987.48	\$4,100.10	12.78%
Alliance Defending Freedom	1	\$111,941.12	\$14,184.02	\$25,471.95	12.67%
Firefighters Charitable Foundation, Inc.	3	\$3,829,661.41	\$476,721.38	\$5,799.69	12.45%
Kids Wish Network Inc.	1	\$1,639,957.22	\$201,769.32	\$0.00	12.30%
Association for Police Officers, Inc.	1	\$301,832.89	\$36,428.99	\$37,492.11	12.07%
American Lebanese Syrian Associated Charities Inc.	1	\$1,701,444.00	\$202,304.00	\$1,514,925.00	11.89%
Heart Support of America, Inc.	1	\$310,738.00	\$35,998.00	\$150,842.00	11.58%
Fund for Animals, Inc.	1	\$22,694.00	\$2,608.13	\$13,644.00	11.49%
National Vietnam Veterans Foundation, Inc.	2	\$859,290.29	\$96,257.79	\$5,979.71	11.20%
Concerned Women for America Legislative Action Committee	2	\$302,996.79	\$33,299.01	\$84,010.00	10.99%
New York AMVETS, Inc.	1	\$649,322.01	\$70,000.00	\$89,087.00	10.78%
American College	1	\$80,930.88	\$8,230.88	\$146,570.12	10.17%
American Federation of Police and Concerned Citizens, Inc.	1	\$411,996.00	\$41,200.00	\$0.00	10.00%
Center For Cancer Research Funding, Inc.	1	\$41,578.00	\$4,157.80	\$2,184.00	10.00%
Caring For Our Children Foundation	1	\$318,680.00	\$31,868.00	\$0.00	10.00%
Westchester County Correction Officers Benevolent Association, Inc.	1	\$12,080.00	\$1,208.00	\$0.00	10.00%
Association for Firefighters and Paramedics, Inc.	1	\$407,013.42	\$40,701.34	\$101,750.00	10.00%
Cancer Survivors' Fund	1	\$924,123.00	\$92,412.00	\$0.00	10.00%
International Union of Police Associations AFL-CIO	2	\$2,724,411.44	\$270,007.37	\$0.00	9.91%

**Pennies for Charity: Table 5**  
**Total Amount Raised by Charity - By % to Charity**

NFP Name	Number of Campaigns	Gross Receipts	Net to Charity	Uncollected Pledges	% to Charity
Mercy Corps	1	\$383,862.00	\$33,851.00	\$212,510.00	8.82%
Union of Concerned Scientists, Inc.	1	\$90,813.00	\$7,565.31	\$52,591.00	8.33%
Food and Water Watch	2	\$48,195.00	\$4,005.23	\$24,055.00	8.31%
Queensborough Community College Fund, Inc.	1	\$12,086.00	\$936.00	\$3,113.00	7.74%
Social Security Institute	1	\$233,684.22	\$17,589.55	\$0.00	7.53%
Easter Seals Inc.	4	\$1,676,731.24	\$121,432.54	\$162,915.55	7.24%
Citizens United	1	\$4,124,598.00	\$283,705.70	\$0.00	6.88%
Humane Society Legislative Fund	1	\$29,238.00	\$1,904.00	\$13,087.00	6.51%
Care Net	1	\$76,326.04	\$4,663.94	\$72,996.96	6.11%
National Peace Academy, Inc.	2	\$10,232.00	\$596.21	\$760.00	5.83%
Military Order of the Purple Heart Service Foundation, Inc.	1	\$670,031.19	\$36,649.60	\$0.00	5.47%
University of Connecticut Foundation, Inc.	1	\$507,204.85	\$23,024.69	\$240,764.70	4.54%
Faith and Freedom Coalition, Inc.	1	\$1,020,214.51	\$45,922.05	\$0.00	4.50%
Doris Day Animal League	1	\$59,827.00	\$2,689.00	\$38,832.00	4.49%
Physicians Committee for Responsible Medicine, Inc.	1	\$91,461.00	\$2,918.31	\$34,787.00	3.19%
Family Research Council Inc	2	\$616,718.00	\$14,240.18	\$583,709.00	2.31%
H. Lee Moffitt Cancer Center and Research Institute Foundation, Inc.	1	\$360,817.27	\$6,793.00	\$176,395.73	1.88%
Trustees of the Corcoran Gallery of Art	1	\$9,140.25	\$125.12	\$0.00	1.37%
National Organization for Marriage	1	\$49,725.80	\$506.37	\$50,324.20	1.02%
Catholic Advocate	1	\$17,494.00	\$174.94	\$0.00	1.00%
Montpelier Foundation (The)	1	\$71,621.15	\$698.57	\$123,008.66	0.98%
Nora Lam Chinese Ministries International	1	\$219,085.00	\$1,419.24	\$0.00	0.65%
American Leprosy Missions Inc.	1	\$90,117.33	\$131.25	\$0.00	0.15%
U S English, Inc.	1	\$23,215.45	\$4.80	\$0.00	0.02%

**Pennies for Charity: Table 5**  
**Total Amount Raised by Charity - By % to Charity**

NFP Name	Number of Campaigns	Gross Receipts	Net to Charity	Uncollected Pledges	% to Charity
AUL Action, NFP	1	\$123,515.00	\$0.00	\$74,412.00	0.00%
Family Research Council Action	1	\$261,948.04	\$0.00	\$0.00	0.00%
Judicial Watch Inc.	1	\$313,025.00	\$0.00	\$251,492.00	0.00%
Feeding America	2	\$451,972.84	-\$6,629.61	\$79,802.16	-1.47%
Unbound	1	\$113,354.00	-\$2,543.68	\$63,430.00	-2.24%
Museum of Science	1	\$17,233.00	-\$649.32	\$0.00	-3.77%
Amyotrophic Lateral Sclerosis Association	1	\$29,027.00	-\$1,728.70	\$23,804.00	-5.96%
National Parks Conservation Association	2	\$388,223.00	-\$23,188.19	\$204,413.00	-5.97%
Dutchess Community College Foundation, Inc.	1	\$15,290.00	-\$1,062.00	\$10,105.00	-6.95%
Vermont ETV Inc.	2	\$115,116.00	-\$10,455.02	\$0.00	-9.08%
Cross International, Inc.	2	\$425,066.79	-\$39,718.72	\$204,976.25	-9.34%
International Rescue Committee, Inc.	1	\$102,245.00	-\$11,104.18	\$73,418.00	-10.86%
Defenders of Wildlife Inc.	1	\$5,668.00	-\$668.00	\$0.00	-11.79%
National Audubon Society, Inc.	1	\$39,525.00	-\$5,710.00	\$42,606.00	-14.45%
Nature Conservancy, Inc. (The)	5	\$2,190,893.50	-\$371,040.48	\$2,378,731.00	-16.94%
STATEN ISLAND ACADEMY	1	\$1,645.00	-\$280.00	\$315.00	-17.02%
Center for Victims of Torture	1	\$13,668.00	-\$2,453.00	\$0.00	-17.95%
Center for Biological Diversity, Inc.	1	\$14,289.00	-\$2,822.00	\$0.00	-19.75%
Nuclear Information and Resource Service	2	\$2,633.00	-\$540.80	\$0.00	-20.54%
Liberty Counsel Action	1	\$20,991.00	-\$4,378.39	\$27,603.30	-20.86%
National Breast Cancer Coalition	1	\$7,921.00	-\$1,986.48	\$5,181.00	-25.08%
Planetary Society	1	\$37,535.75	-\$10,459.51	\$23,656.25	-27.87%
Yosemite Foundation	1	\$31,322.00	-\$9,622.80	\$7,399.80	-30.72%
Bread for the World, Inc.	1	\$151,291.00	-\$48,584.00	\$0.00	-32.11%

**Pennies for Charity: Table 5**  
**Total Amount Raised by Charity - By % to Charity**

NFP Name	Number of Campaigns	Gross Receipts	Net to Charity	Uncollected Pledges	% to Charity
Natural Resources Defense Council Inc	3	\$514,551.37	-\$171,085.73	\$485,700.63	-33.25%
Yellowstone Park Foundation, Inc.	1	\$8,815.00	-\$3,294.46	\$4,931.00	-37.37%
OCEANA INC	1	\$10,489.00	-\$4,021.51	\$18,123.00	-38.34%
Foundation for a Christian Civilization, Inc.	1	\$98,025.50	-\$40,246.34	\$50,329.50	-41.06%
Ocean Conservancy Inc.	2	\$126,504.00	-\$56,093.94	\$86,788.00	-44.34%
SUNY New Paltz Foundation Inc.	1	\$6,209.29	-\$2,895.71	\$0.00	-46.64%
Mount Sinai Medical Center, Inc.	1	\$40,322.00	-\$20,077.79	\$97,760.33	-49.79%
Lighthouse International	1	\$6,539.00	-\$3,388.00	\$0.00	-51.81%
International Campaign for Tibet	2	\$22,078.00	-\$11,726.65	\$24,265.00	-53.11%
Western Pennsylvania Conservancy	1	\$29,696.00	-\$17,698.72	\$27,452.00	-59.60%
African Wildlife Foundation	2	\$33,944.00	-\$20,531.77	\$27,419.00	-60.49%
Points of Light Foundation	1	\$1,150.00	-\$905.98	\$1,000.00	-78.78%
International Fund for Animal Welfare, Inc.	1	\$42,776.00	-\$36,018.00	\$0.00	-84.20%
Helen Keller International	1	\$4,266.00	-\$3,748.00	\$0.00	-87.86%
Plan International USA Inc	1	\$12,887.00	-\$11,736.55	\$0.00	-91.07%
Compassion & Choices Action Network	1	\$7,510.00	-\$7,101.69	\$20,115.00	-94.56%
ACCION International	1	\$3,985.00	-\$4,315.42	\$1,580.00	-108.29%
Christian Relief Services, Inc.	1	\$3,390.00	-\$3,794.00	\$5,386.00	-111.92%
United Cerebral Palsy, Inc.	1	\$2,068.00	-\$2,508.00	\$1,948.00	-121.28%
Principia Corporation	1	\$38,009.50	-\$48,428.16	\$64,339.50	-127.41%
Lehigh Valley Health Network, Inc.	1	\$87,786.58	-\$122,915.15	\$82,687.42	-140.02%
ASME Foundation, Inc. (The)	1	\$38,396.50	-\$59,633.50	\$60,209.00	-155.31%
Jewish National Fund (Keren Kayemeth Lelsrael), Inc.	1	\$2,870.00	-\$4,630.00	\$2,822.00	-161.32%
Green America	1	\$5,363.00	-\$11,448.00	\$8,339.00	-213.46%

**Pennies for Charity: Table 5**  
**Total Amount Raised by Charity - By % to Charity**

NFP Name	Number of Campaigns	Gross Receipts	Net to Charity	Uncollected Pledges	% to Charity
Young Men's and Young Women's Hebrew Association	1	\$4,071.70	-\$9,757.21	\$0.00	-239.63%
National Arbor Day Foundation	1	\$270.00	-\$21,179.00	\$0.00	-7844.07%
<b>Totals:</b>	<b>589</b>	<b>\$249,265,366.95</b>	<b>\$94,481,767.79</b>	<b>\$53,935,574.57</b>	<b>37.90%</b>

# Pennies for Charity

## Table 6

Total Amount Raised by Professional Fund Raiser  
By % to Charity

2012 Telemarketing Campaigns



**Pennies for Charity: Table 6**  
**Total Amount Raised by Professional Fund Raiser - By % to Charity**

FRP Name	Number of Campaigns	Gross Receipts	Net to Charity	Uncollected Pledges	% to Charity
AFRC, Inc.	3	\$2,691,420.93	\$2,183,926.96	\$564,810.14	81.14%
GiveRight, Inc.	2	\$6,075,729.00	\$4,350,363.49	\$944,273.00	71.60%
MZA Events, Inc.	1	\$5,813,180.00	\$3,650,284.00	\$0.00	62.79%
Bennett Direct, Inc.	2	\$760,554.00	\$469,637.75	\$33,920.00	61.75%
SD&A Teleservices, Inc.	22	\$4,628,170.46	\$2,849,769.35	\$782,558.00	61.57%
Public Interest Communications, Inc.	16	\$5,118,758.65	\$3,129,772.51	\$299,170.48	61.14%
DCM, Inc.	6	\$1,664,209.25	\$944,446.63	\$120,050.25	56.75%
Telefund, Inc.	24	\$11,760,435.18	\$6,595,556.33	\$2,868,092.67	56.08%
BDI Development Group, Inc.	1	\$756,405.00	\$406,901.00	\$0.00	53.79%
National Capital Teleservices, LLC	1	\$77,620.00	\$40,371.00	\$35,350.00	52.01%
Aria Communications Corporation	12	\$851,292.07	\$441,657.20	\$181,138.67	51.88%
Nordel Publishing, Inc.	2	\$150,777.00	\$77,749.25	\$0.00	51.57%
Capital District Callers, Inc.	13	\$1,386,949.00	\$710,477.40	\$0.00	51.23%
Directline Technologies, Inc.	1	\$380,901.22	\$188,901.22	\$96,659.22	49.59%
Phone Bank Systems, Inc.	2	\$199,589.57	\$98,937.03	\$55,065.49	49.57%
Donor Services Group, LLC	50	\$23,459,829.47	\$11,259,152.63	\$9,637,396.10	47.99%
Siegel Marketing Group, Inc.	4	\$332,704.97	\$150,364.52	\$303,007.03	45.19%
Leal Associates, Inc.	1	\$40,521.00	\$18,010.50	\$0.00	44.45%
Capitol Resources, Inc.	4	\$909,513.29	\$402,998.06	\$637,567.10	44.31%
Tan Productions, Inc.	16	\$650,921.60	\$284,396.38	\$0.00	43.69%
ComNet Marketing Group, Inc.	17	\$1,622,316.91	\$708,328.64	\$0.00	43.66%
Your Voice Media, Inc.	7	\$1,073,027.50	\$463,704.50	\$0.00	43.21%
William Joseph Morgan d/b/a Northeastern Advertising	7	\$139,377.50	\$59,254.38	\$0.00	42.51%
Community Services, Inc.	3	\$176,875.00	\$73,745.28	\$0.00	41.69%

**Pennies for Charity: Table 6**  
**Total Amount Raised by Professional Fund Raiser - By % to Charity**

FRP Name	Number of Campaigns	Gross Receipts	Net to Charity	Uncollected Pledges	% to Charity
RuffaloCODY, LLC	10	\$3,493,983.14	\$1,428,989.71	\$1,383,556.40	40.90%
Hudson Bay Company of Illinois, Inc.	9	\$435,877.86	\$177,643.06	\$138,848.04	40.76%
Associated Community Services, Inc.	17	\$40,663,736.52	\$16,131,639.14	\$0.00	39.67%
Community Advertising, Inc.	16	\$790,760.00	\$311,336.40	\$0.00	39.37%
Telecomp, Inc.	1	\$644,648.00	\$249,346.29	\$243,596.00	38.68%
D & D Telemarketing, Inc.	3	\$312,889.50	\$120,507.63	\$0.00	38.51%
InfoCision, Inc.	40	\$43,742,160.69	\$16,429,396.07	\$0.00	37.56%
Heritage Company, Inc. (The)	11	\$15,845,992.02	\$5,848,573.09	\$5,842,312.49	36.91%
Division 1 Calling Center, Inc.	6	\$299,465.00	\$107,518.90	\$0.00	35.90%
Directele, Inc.	3	\$539,858.86	\$190,562.45	\$0.00	35.30%
Townsell Telecom, Inc.	3	\$558,104.00	\$188,641.45	\$0.00	33.80%
National Benefit Company	8	\$318,340.50	\$105,717.40	\$0.00	33.21%
S & M Enterprises, Inc.	4	\$114,330.00	\$36,315.10	\$14,085.00	31.76%
Robert Grimm d/b/a Mako Enterprises	1	\$21,507.00	\$6,500.00	\$0.00	30.22%
Herbert J. Corbett d/b/a Starlet Music Productions	1	\$44,652.00	\$13,395.60	\$0.00	30.00%
Civic Partners, Inc.	9	\$685,613.00	\$202,314.10	\$0.00	29.51%
Donor Care Center, Inc.	11	\$2,053,120.00	\$604,519.83	\$1,343,380.49	29.44%
Spotlight Music Productions, Inc.	8	\$199,799.00	\$58,482.00	\$0.00	29.27%
MDS Communications Corporation	20	\$10,638,593.00	\$3,111,095.00	\$6,200,069.00	29.24%
Harris Connect, LLC	10	\$2,192,214.21	\$634,077.44	\$1,456,221.51	28.92%
John T. MacDonald d/b/a Mac Communications	1	\$69,426.76	\$18,957.69	\$0.00	27.31%
Keys Direct Marketing & Communications, Inc.	2	\$51,864.00	\$13,995.50	\$0.00	26.98%
Campaign Headquarters, Inc.	5	\$311,470.50	\$83,512.07	\$0.00	26.81%
Trooper Publishing, Inc.	1	\$414,201.00	\$110,920.39	\$0.00	26.78%

**Pennies for Charity: Table 6**  
**Total Amount Raised by Professional Fund Raiser - By % to Charity**

FRP Name	Number of Campaigns	Gross Receipts	Net to Charity	Uncollected Pledges	% to Charity
Harris Direct	12	\$2,139,673.68	\$571,568.37	\$549,778.02	26.71%
Lester, Inc.	7	\$110,631.29	\$29,162.29	\$46,809.00	26.36%
Guaranteed Integrity, Inc.	1	\$41,247.50	\$10,311.87	\$0.00	25.00%
Support Services of New York, Inc.	1	\$17,505.00	\$4,376.00	\$0.00	25.00%
Corporations for Character, L.C.	3	\$710,405.72	\$171,840.79	\$2,360,902.43	24.19%
Strategic Direct Marketing	20	\$11,438,695.75	\$2,521,696.66	\$6,181,081.70	22.05%
Community Cares United LLC	1	\$29,415.00	\$5,883.00	\$0.00	20.00%
Mure Associates, Inc.	3	\$293,917.00	\$58,783.40	\$0.00	20.00%
PDR II, Inc.	29	\$4,240,104.75	\$812,929.75	\$100.00	19.17%
Campaign Center, Inc. (The)	9	\$791,478.46	\$142,935.74	\$0.00	18.06%
DialAmerica Marketing, Inc.	4	\$4,196,797.21	\$677,353.07	\$583,485.13	16.14%
Contract Communications, Inc.	2	\$1,126,544.00	\$180,674.00	\$82,875.00	16.04%
Bristol Marketing Associates, Inc.	1	\$2,915.00	\$466.40	\$8,971.00	16.00%
Menacola Marketing, Inc.	16	\$2,065,156.52	\$311,120.93	\$187,473.61	15.07%
Xentel, Inc.	6	\$1,846,650.91	\$272,448.94	\$700,997.00	14.75%
Integral Resources, Inc.	8	\$2,282,144.28	\$335,507.52	\$1,461,705.77	14.70%
Insight Teleservices, Inc.	4	\$4,153,975.51	\$609,591.54	\$6,681,623.06	14.67%
Bee, L. C.	7	\$2,542,847.00	\$364,000.00	\$836,850.26	14.31%
Residential Programs, Inc.	4	\$264,450.40	\$31,079.14	\$155,000.00	11.75%
Midwest Publishing - DN, Inc.	10	\$5,903,782.00	\$673,762.00	\$0.00	11.41%
JAK Productions, Inc.	3	\$7,415,012.31	\$840,037.26	\$0.00	11.33%
Safety Publications, Inc.	2	\$467,901.00	\$52,878.86	\$115,800.00	11.30%
New York Donor Services LLC	1	\$670,031.19	\$36,649.60	\$0.00	5.47%
Gordon and Schwenkmeyer, Inc.	14	\$1,329,177.84	\$46,263.25	\$800,995.51	3.48%

**Pennies for Charity: Table 6**  
**Total Amount Raised by Professional Fund Raiser - By % to Charity**

FRP Name	Number of Campaigns	Gross Receipts	Net to Charity	Uncollected Pledges	% to Charity
Confluent Impact Communications, LLC	1	\$17,494.00	\$174.94	\$0.00	1.00%
Fine Line Communications Ltd.	2	\$3,458.50	(\$1,210.85)	\$0.00	-35.01%
Covenant Calls, LLC	1	\$270.00	(\$21,179.00)	\$0.00	-7844.07%
<b>Totals:</b>	<b>589</b>	<b>\$249,265,366.95</b>	<b>\$94,481,767.79</b>	<b>\$53,935,574.57</b>	<b>37.90%</b>

# Pennies for Charity

## Table 7

### Professional Fund Raiser Contact Information

### 2012 Telemarketing Campaigns

**Pennies for Charity: Table 7  
Professional Fund Raiser - Contact Information**

Professional Fund Raiser	Address	City	State	Zipcode	Phone	Contact
AFRC, Inc.	6280 South Valley View Blvd	Las Vegas	NV	89118	702-430-6236	Mr. Anthony Alonso
Aria Communications Corporation	717 West St. Germain Street	St. Cloud	MN	56301	320-259-5206	Ms. Camille A. Zumwalde
Associated Community Services, Inc.	29777 Telegraph Road, Suite 3000	Southfield	MI	48034	248-352-2600	Ms. Jody Wahl
BDI Development Group, Inc.	4605 Lankershim Boulevard Suite 710	North Hollywood	CA	91602	323-302-1084	Mr. Lee Robert Miller
Bee, L. C.	6849 Old Dominion Drive, Suite 315	McLean	VA	22101	703-761-0774	Mr. Reggie Gwira
Bennett Direct, Inc.	231 East Buffalo, Suite #200	Milwaukee	WI	53202	414-225-0600	Ms. Susan Bennett
Bristol Marketing Associates, Inc.	8051 N.Tamiami Trail, Box 2	Sarasota	FL	34243	941-365-1655	Mr. Leonard Schmoyer
Campaign Center, Inc. (The)	189 South Wellwood Avenue, Suite B	Lindenhurst	NY	11757	631-226-5200	Mr. Garrett Morgan
Campaign Headquarters, Inc.	319 Wheatfield Street	North Tonawanda	NY	14120	716-807-0900	Mr. Michael Ryan
Capital District Callers, Inc.	395 Saratoga Road	Scotia	NY	12302	518-372-3645	Mr. Paul Zeissler
Capitol Resources, Inc.	109 West Front Street	Brooklyn	IA	52211	641-522-4704	Ms. Nicole Schlinger
Civic Partners, Inc.	1776 Union Street	Niskayuna	NY	12309	518-372-7550	Mr. Donald Warburton
Community Advertising, Inc.	1421 College Avenue	Elmira	NY	14901	607-737-7571	Mr. James E. Narde
Community Cares United LLC	75 Paterson Street, Suite #9	New Brunswick	NJ	08901	732-289-2202	Ms. Renee Petner
Community Services, Inc.	25 Gale Court	Torrington	CT	06790-4431	860-496-5000	Ms. Lisa MP Toughlian
ComNet Marketing Group, Inc.	1214 Stowe Avenue	Medford	OR	97501	541-734-2565	Ms. Laura Rutledge
Confluent Impact Communications, LLC	2800 South Shirlington Road, Suite 901	Arlington	VA	22206	651-999-0249	Ms. Sheila Berkley
Contract Communications, Inc.	3710 Indian River Road	Chesapeake	VA	23325	757-578-3500	Mr. James P. Wootton
Corporations for Character, L.C.	5286 South Commerce Drive, A-116	Murray	UT	84107	801-284-7380	Ms. Jamie Nielson
Covenant Calls, LLC	1539 Fall River Avenue, Suite 3	Seekonk	MA	02771	508-336-4544	Ms. Karen Steenhuisen
D & D Telemarketing, Inc.	321 Columbia Street	Holbrook	NY	11741	631-737-5760	Ms. Dorothy Urbanski
DCM, Inc.	330 West 38th Street, Suite 207	New York	NY	10018	718-488-5577	Ms. Rebecca Seattle
DialAmerica Marketing, Inc.	960 Macarthur Boulevard	Mahwah	NJ	07495	201-327-0200	Ms. Noreen Kaminski
Directele, Inc.	28091 Dequindre, Suite 302	Madison Heights	MI	48071	248-591-4214	Ms. Diane Bertoli
Directline Technologies, Inc.	1600 N Carpenter Road, Building D	Modesto	CA	95351-1145	209-491-2020	Ms. Martha E. Connor
Division 1 Calling Center, Inc.	2378 Belmont Avenue	Bronx	NY	10458	917-418-5279	Mr. Stephen DeCoro

**Pennies for Charity: Table 7  
Professional Fund Raiser - Contact Information**

Professional Fund Raiser	Address	City	State	Zipcode	Phone	Contact
Donor Care Center, Inc.	480 Tuscarawas Avenue West, Suite 307	Barberton	OH	44203	330-752-4302	Ms. Patricia Zachman
Donor Services Group, LLC	6715 Sunset Blvd.	Los Angeles	CA	90028	888-474-1900	Mr. Thomas Siegel
Fine Line Communications Ltd.	290 Garry Street	Winnipeg, Manitoba		R3C1H3	204-942-4242	Mr. David Rattray
GiveRight, Inc.	8721 Santa Monica Blvd., Suite 359	Los Angeles	CA	90069	310-268-8110	Mr. Thomas Siegel
Gordon and Schwenkmeyer, Inc.	360 North Sepulveda Boulevard, Suite 1055	El Segundo	CA	90245	310-615-2308	Mr. Jim Wisley
Guaranteed Integrity, Inc.	215 Alexander Street, Floor 1	West Rochester	NY	14607	585-201-1995	Mr. Michael Palmiero
Harris Connect, LLC	1400-A Crossways Boulevard	Chesapeake	VA	23320	800-326-6600	Ms. Nancy Liguori
Harris Direct	6800 Owensmouth Avenue, Suite 200	Canoga Park	CA	91303	818-222-3470	Mr. James Harris
Herbert J. Corbett d/b/a Starlet Music Productions	125 Summit Road	Prospect	CT	06712	203-778-6866	Mr. Herbert J. Corbett
Heritage Company, Inc. (The)	2402 Wildwood Avenue, Suite 500	Sherwood	AR	72120	501-835-5000	Ms. Marilyn Michie
Hudson Bay Company of Illinois, Inc.	941 O Street, Suite 625	Lincoln	NE	68502	402-476-1010	Ms. Phyllis DeGrave
Hudson Bay Company of Illinois, Inc.	941 O Street, Suite 625	Lincoln	NE	68508	402-476-1010	Ms. Phyllis DeGrave
InfoCision, Inc.	325 Springside Drive	Akron	OH	44333	330-668-1400	Mr. Steve Brubaker
Insight Teleservices, Inc.	24293 Telegraph Rd. Suite 102	Southfield	MI	48033	248-552-8866	Mr. Paul Marinelli
Integral Resources, Inc.	1972 Massachusetts Avenue	Cambridge	MA	02140	617-492-4474	Mr. Michael Campbell
JAK Productions, Inc.	3060 Peachtree Road, NW	Atlanta	GA	30305	404-883-2450	Mr. John Keller
John T. MacDonald d/b/a Mac Communications	253 Blue Hill Road	Hopewell Junction	NY	12533	845-227-5251	Mr. John T. MacDonald
Keys Direct Marketing & Communications, Inc.	2580 Innes Road	Ottawa, Ontario	NA	K1B 4Z6	613-841-9850	Ms. Alison Keys
Leal Associates, Inc.	3757 Waverly Avenue	Seaford	NY	11783	516-785-1415	Mr. Christopher Krapf
Lester, Inc.	19 Business Park Drive	Branford	CT	06405	203-488-5265	Ms. Rita Quick
MDS Communications Corporation	545 West Juanita Avenue	Mesa	AZ	85210	480-752-8140	Mr. Jonathan D. Mount, Jr.
Menacola Marketing, Inc.	6914 New Utrecht Avenue	Brooklyn	NY	11228	718-256-8883	Ms. Katherine DeGregorio
Midwest Publishing - DN, Inc.	10844 N. 23rd Avenue	Phoenix	AZ	85029	602-943-1244	Mr. John F. McCallum
Mure Associates, Inc.	1919 Middle Counry Road, # 301	Centereach	NY	11720	631-585-5030	Ms. Lillian Kleppe
MZA Events, Inc.	446 West 33rd Street	New York	NY	10001	213-252-9404	Ms. Valorie Smith
National Benefit Company	453/463 West Main Street	Waterbury	CT	06702	203-574-0135	Mr. Richard J. Azzara

**Pennies for Charity: Table 7  
Professional Fund Raiser - Contact Information**

Professional Fund Raiser	Address	City	State	Zipcode	Phone	Contact
National Capital Teleservices, LLC	300 Fifth Street, N.E.	Washington	DC	20002	202-546-6874	Mr. Philip S. Smith
New York Donor Services LLC	3070 Bristol Pike, Building 1	Bensalem	PA	19020	215-638-9309	Mr. Karen Bradley
Nordel Publishing, Inc.	6 Arbor Lane	Clifton Park	NY	12065	518-383-2506	Ms. Terry Fleisig
PDR II, Inc.	79 Chapel Street	Newton	MA	02458	617-467-3600	Mr. David McGinness
Phone Bank Systems, Inc.	4990 Northwind Drive, #235	East Lansing	MI	48823	517-332-1500	Ms. Sarah Shaw
Public Interest Communications, Inc.	7700 Leesburg Pike, Suite 301 North	Falls Church	VA	22043	703-847-8300	Ms. Natasja Mankin
Residential Programs, Inc.	12 Christopher Way Suite 200	Eatontown	NJ	07724	866-609-1881	Mr. Greg Hertling
Robert Grimm d/b/a Mako Enterprises	P O Box 1560	Monticello	NY	12701	845-791-8021	Mr. Robert Grimm
RuffaloCODY, LLC	65 Kirkwood North Road, S.W.	Cedar Rapids	IA	52404	319-362-7483	Mr. Duane Jasper
S & M Enterprises, Inc.	57 Wheeler Avenue	Pleasantville	NY	10570	914-769-0515	Mr. Carmen J. Mallamaci
Safety Publications, Inc.	1360 Landmeier Road	Elk Grove	IL	60007	224-366-1900	Mr. Art Olivera
SD&A Teleservices, Inc.	5757 W. Century Boulevard, Suite 300	Los Angeles	CA	90045	310-693-2900	Mr. Steven M. Kohler
Siegel Marketing Group, Inc.	1845 North Farwell Avenue, Suite 300	Milwaukee	WI	53202-1793	414-271-7000	Mr. Ralph Siegel
Spotlight Music Productions, Inc.	820 Hamilton Avenue	Waterbury	CT	06706	203-574-4108	Mr. James Gravel
Strategic Direct Marketing	7800 3rd Street North, Suite 900	St. Paul	MN	55128	651-649-0404	Mr. Mark Dixon
Support Services of New York, Inc.	339 East Avenue Suite 204	Rochester	NY	14604	585-730-8133	Mr. Don Warburton
Tan Productions, Inc.	2468 North Jerusalem Road, Suite #3	N. Bellmore	NY	11710	516-679-2200	Mr. Robert J. Thomas
Telecomp, Inc.	3375 Brighton Henrietta Townline Road	Rochester	NY	14623	585-272-1160	Mr. Tom Schmitt
Telefund, Inc.	186 Lincoln Street, Suite 100	Boston	MA	02111	617-482-6882	Mr. Hyam Kramer
Townsell Telecom, Inc.	35 E. Grassy Sprain Road, #LL4	Yonkers	NY	10710	914-337-2316	Ms. Tiffany T. Townsell
Trooper Publishing, Inc.	505 Palmer Avenue	Falmouth	MA	02540	508-540-5051	Ms. Andrea Bennett
William Joseph Morgan d/b/a Northeastern Advertising	111 Concord Street	Goose Creek	SC	29445-9637	843-793-3122	Mr. William Joseph Morgan
Xentel, Inc.	700 West Virginia Street, Suite 700	Milwaukee	WI	53204	414-224-0701	Ms. Donna M. Wagoner
Your Voice Media, Inc.	685 Market Street, Suite 570	San Francisco	CA	94105	415-613-4921	Mr. William Tse